

CITY OF SACRAMENTO
1231 I Street, Sacramento, CA 95814

Permit No: 0505585
Insp Area: 4
Thos Bros:
Sub-Type: NSFR
Housing (Y/N): N

Site Address: 700 GREG THATCH CR SAC
Parcel No: THE HAMPTONS VIL 1 LOT 9

CONTRACTOR
KB HOME NORTH BAY INC.
611 ORANGE DR
VACAVILLE CA. 95687

OWNER

ARCHITECT

Nature of Work: MP2196 2 STORY 7RM SFR

CONSTRUCTION LENDING AGENCY : I hereby affirm under penalty of perjury that there is a construction lending agency for the performance of the work for which this permit is issued (Sec. 3097, Civ. C).

Lender's Name _____ Lender's Address _____

LICENSED CONTRACTORS DECLARATION: I hereby affirm under penalty of perjury that I am licensed under provisions of Chapter 9 (commencing with section 7000) of Division 3 of the Business and Professions Code and my license is in full force and effect.

License Class B License Number 761970 Date 4-28-05 Contractor Signature [Signature]

OWNER-BUILDER DECLARATION: I hereby affirm under penalty of perjury that I am exempt from the contractors License Law for the following reason (Sec. 7031.5, Business and Professions Code; any city or county which requires a permit to construct, alter, improve, demolish, or repair any structure, prior to its issuance, also requires the applicant for such permit to file a signed statement that he or she is licensed pursuant to the provisions of the Contractors License Law (Chapter 9 (commencing with Section 7000) of Division 8 of the Business and Professions Code) or that he or she is exempt therefrom and the basis for the alleged exemption. Any violation of Section 7031.5 by any applicant for a permit subjects the applicant to a civil penalty of not more than five hundred dollars (\$500.00);

_____, I, as a owner of the property, or my employees with wages as their sole compensation, will do the work, and the structure is not intended or offered for sale (Sec. 7044, Business and Professional Code: The Contractors License Law does not apply to an owner of property who builds or improves thereon, and who does such work himself or herself or through his/her own employees, provided that such improvements are not intended or offered for sale. If, however, the building or improvement is sold within one year of completion, the owner-builder will have the burden of proving that he/she did not build or improve for the purpose of sale.)

_____, I, as owner of the property, am exclusively contracting with licensed contractors to construct the project (Sec. 7044, Business and Professions Code: The Contractors License Law does not apply to an owner of property who builds or improves thereon, and who contracts for such projects with a contractor(s) licensed pursuant to the Contractors License Law).

PAID
CITY OF SACRAMENTO
APR 28 2005
NORTH PERMIT

_____, I am exempt under Sec. _____ B & PC for this reason: _____

Date _____ Owner Signature _____

IN ISSUING THIS BUILDING PERMIT, the applicant represents, and the city relies on the representation of the applicant, that the applicant verified all measurements and locations shown on the application or accompanying drawings and that the improvement to be constructed does not violate any law or private agreement relating to permissible or prohibited locations for such improvements. This building permit does not authorize any illegal location of any improvement or the violation of any private agreement relating to location of improvements.

I certify that I have read this application and state that all information is correct. I agree to comply with all city and county ordinances and state laws relating to building construction and hereby authorize representative(s) of this city to enter upon the abovementioned property for inspection purposes.

Date 4-28-05 Applicant/Agent Signature [Signature]

WORKER'S COMPENSATION DECLARATION: I hereby affirm under penalty of perjury one of the following declarations:

_____, I have and will maintain a certificate of consent to self-insure for workers' compensation as provided for by Section 3700 of the Labor Code, for the performance of work for which the permit is issued.

_____, I have and will maintain workers' compensation insurance, as required by Section 3700 of the Labor Code, for the performance of the work for which this permit is issued. My workers' compensation insurance carrier and policy number are:

Carrier A. I. G. Policy Number WC 7085103 Exp Date 05/01/2005

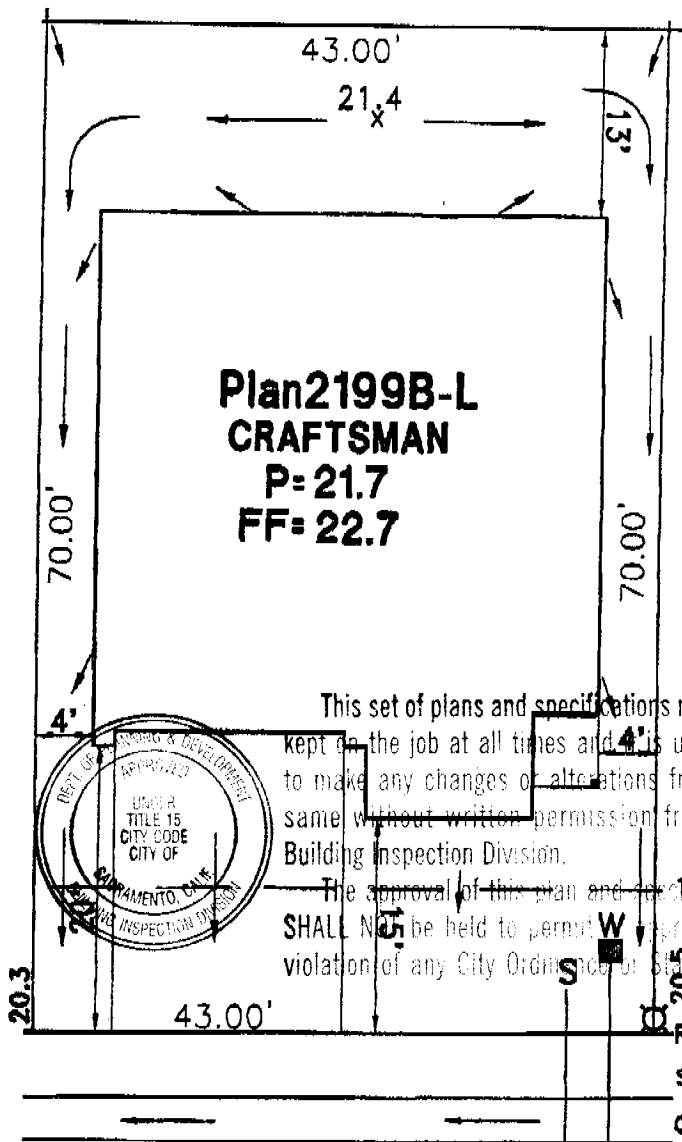
_____, (This section need not be completed if the permit is for \$100 or less) I certify that in the performance of the work for which this permit is issued, I shall not employ any person in any manner so as to become subject to the workers' compensation laws of California and agree that if I should become subject to the workers' compensation provisions of Section 3700 of the Labor Code, I shall forthwith comply with those provisions.

Date 4-28-05 Applicant Signature [Signature]

WARNING: FAILURE TO SECURE WORKER'S COMPENSATION COVERAGE IS UNLAWFUL AND SHALL SUBJECT AN EMPLOYER TO CRIMINAL PENALTIES AND CIVIL FINES UP TO ONE HUNDRED THOUSAND DOLLARS (\$100,000) IN ADDITION TO THE COST OF COMPENSATION, DAMAGES AS PROVIDED FOR IN SECTION 3706 OF THE LABOR CODE, INTEREST AND ATTORNEY'S FEE.








THIS PERMIT SHALL EXPIRE BY LIMITATION IF WORK IS NOT COMMENCED WITHIN 180 DAYS.

THIS PLOT PLAN IS NOT FOR SALES PURPOSES. THIS PLOT PLAN IS FOR THE PURPOSES OF INDICATING COMPLIANCE WITH ZONING SET BACKS, GENERAL DRAINAGE DIRECTION, AND APPROXIMATE UTILITY CONNECTION. ALL OTHER DATA SHOWN HEREON IS CONCEPTUAL. THIS PLOT PLAN DOES NOT REFLECT AS-BUILT CONDITION, RETAINING WALLS ARE OPTIONAL AND MAY OR MAY NOT BE CONSTRUCTED.



GREG THATCH CIRCLE

LEGEND

-  AC UNIT LOCATION
-  DRAIN INLET
-  SEWER SERVICE
-  WATER SERVICE
-  STREET LIGHT
-  TRANSFORMER
-  UTILITY BOX
-  STREET LIGHT SERVICE POINT
-  FIRE HYDRANT
-  STOP SIGN

| | | | | |
|--|----------|-------|------------|-------------|
| PLOT PLAN FOR | | | | |
| LOT 9 | | | | |
| HAMPTONS VILLAGE 1 - TRADITIONAL | | | | |
| KB HOME NORTH BAY | | | | |
| CITY OF SACRAMENTO | | | CALIFORNIA | |
| WOOD RODGERS | | | | |
| ENGINEERING - PLANNING - MAPPING - SURVEYING | | | | |
| 2201 S STREET, BLDG. 100-8, SACRAMENTO, CA 95818 | | | | |
| PHONE (916) 341-7789 FAX (916) 341-7787 | | | | |
| LOT NO. FT. | DATE | DRAWN | CHECKED | PROJECT NO. |
| 3010 | 04-07-05 | FJ | CJC | 1217.013 |

J:\Jobs\1217-Notarnos Meadows\The Hamptons-VI\Civil\Plotplan\LOT 09.dwg 4/08/05 3:31pm fpmw/tyh



Planning and Building Department
 Building Division

CITY OF SACRAMENTO
 CALIFORNIA

Downtown Permits Center
 1231 I Street, #200
 Sacramento, CA 95814-2998
 North Permits Center
 2101 Arena Blvd., Suite 200
 Sacramento, CA 95834

ADDRESS 700 Greg Thatch CR PERMIT NO. 0505585

| INSPECTION COMMENTS | PERMIT DOCUMENTS |
|--------------------------------------|------------------|
| 4-29-05 B10.40 Submittal AP PMS | |
| 5-4-05 B-11-12 AP WAD | |
| 6/7/05 B17 AP SIS, B26 CN SIS OK WAD | |
| 6/6/05 B26 - Vic Graber | |
| 6/24/05 B81 AP Vic Graber | B38 AP |
| 6-23-05 B14 AP SIS | |
| 6-27-05 P47 AP SIS | |
| 7-19-05 P67 AP Vic Graber | |
| 7-22-05 P.42, 43 AP CSTM | |
| 8/23/05 B29 AP SIS | |
| | |
| | |
| | |
| | |
| | |
| | |
| | |
| | |
| | |
| | |
| | |

| FINAL APPROVALS | |
|-----------------|--|
| BUILDING | <div style="position: relative; height: 100px;"> <div style="position: absolute; top: 0; left: 0; right: 0; bottom: 0; border: 1px solid black; transform: rotate(45deg);"></div> <div style="position: absolute; top: 0; left: 0; right: 0; bottom: 0; border: 1px solid black; transform: rotate(-45deg);"></div> </div> |
| ELECTRICAL | |
| PLUMBING | |
| MECHANICAL | |
| FIRE | |
| SITE | |

CERTIFICATION OF INSULATION

PART I GENERAL

KB Homes LOT #9

HAMPTONS TRAD

- P.O. BOX 854, WEST SACRAMENTO, CA 95691 LIC. #202026
- 1309 MELODY ROAD, MARYSVILLE, CA 95901 LIC. #202026
- P.O. BOX 9651, FRESNO, CA 93793-9651 LIC. #202026
- P.O. BOX 1631, RENO, NV 89505 LIC. #10675
- 3326 A PONDEROSA WAY, LAS VEGAS, NV 89118 LIC. #10675

DATE INSULATION COMPLETED

PART II AREAS INSULATED

| WALLS | | | CEILING | | | FLOORS | | |
|-----------------------------|---------|---------|------------------------------|---------|---------|-----------------------------|---------|-------------------|
| (SQUARE FEET) | | | (SQUARE FEET) | | | (SQUARE FEET) | | |
| TYPE OF INSULATION | | | TYPE OF INSULATION | | | TYPE OF INSULATION | | |
| MATERIAL FIBERGLASS | | | MATERIAL FIBERGLASS | | | MATERIAL FIBERGLASS | | |
| FORM BATTS | | | FORM BATTS & BLOW | | | FORM BATTS | | |
| MANUFACTURER'S PRODUCT I.D. | | | MANUFACTURER'S PRODUCT I.D. | | | MANUFACTURER'S PRODUCT I.D. | | |
| MANUFACTURER | | | MANUFACTURER | | | MANUFACTURER | | |
| CT | OC | JM | CT | OC | JM | CT | OC | JM |
| BAGS | | | | | | | | |
| R-VALUE | R-VALUE | R-VALUE | R-VALUE | R-VALUE | R-VALUE | R-VALUE | R-VALUE | APPLIED THICKNESS |
| 13 | 35 | 38 | 12-14 1/2" | --- | 19 | --- | --- | 5.5 |
| MATERIAL | | | FORM | | | MANUFACTURER | | |
| FIBERGLASS | | | BATTS | | | CT | OC | JM |
| MATERIAL | | | SEALANT | | | MANUFACTURER | | |
| | | | FOAM | | | HILTI | | |
| | | | | | | HANDY FOAM | | |

THIS IS TO CERTIFY THAT THE INSULATION HAS BEEN INSTALLED IN ACCORDANCE WITH APPLICABLE CODES, MATERIAL SPECIFICATIONS AND MANUFACTURER'S INSTRUCTIONS.

| | | | | | |
|-----------------------------------|------|-------|---------|------|---------|
| SIGNATURE — INSULATION CONTRACTOR | B.G. | TITLE | MANAGER | DATE | |
| SIGNATURE — GENERAL CONTRACTOR | | TITLE | | DATE | 6/24/05 |

REMARKS

PART III CERTIFICATION

INSTALLATION CERTIFICATE

CF-6R

LOT # 9 PLAN# 2199 KB HOME - SCHUMACHER NATOMAS TRADITIONAL
 Site Address 700 Greg Hatch Cr., Sac Permit Number 050585

An installation certificate is required to be posted at the building site or made available for all appropriate inspections. (The information provided on this form is required; however, use of this form to provide the information is optional.) After completion of final inspection a copy must be provided to the building department (upon request) and the building owner at occupancy, per Section 10-103(b).

HVAC SYSTEMS:

Heating Equipment

| Equip. Type (pkg. Heat pump) | CEC Certified Mfr name and Model # | # of Identical Systems | (1) Efficiency (AFUE, etc.) \geq CF-1R value | Duct Location (attic, etc.) | Duct or Piping R-value | Heating Load (Btu/hr) | Heating Capacity (Btu/hr) | |
|------------------------------|------------------------------------|------------------------|--|-----------------------------|------------------------|-----------------------|---------------------------|-----------|
| FURNACE | Carrier 58STX070-12 | 1 | 80% | ATTIC | 6 | 31,832 | 53,000 | PLAN 1364 |
| FURNACE | Carrier 58STX070-12 | 1 | 80% | ATTIC | 6 | 35,686 | 53,000 | PLAN 1975 |
| FURNACE | Carrier 58STX070-12 | 1 | 80% | ATTIC | 6 | 39,196 | 53,000 | PLAN 1979 |
| FURNACE | Carrier 58STX090-16 | 1 | 80% | ATTIC | 6 | 36,283 | 70,000 | PLAN 2093 |
| FURNACE | Carrier 58STX090-16 | 1 | 80% | ATTIC | 6 | 38,630 | 70,000 | PLAN 2132 |
| FURNACE | Carrier 58STX090-16 | 1 | 80% | ATTIC | 6 | 38,206 | 70,000 | PLAN 2199 |
| FURNACE | Carrier 58STX090-16 | 1 | 80% | ATTIC | 6 | 39,638 | 70,000 | PLAN 2286 |
| FURNACE | Carrier 58STX090-16 | 1 | 80% | ATTIC | 6 | 36,240 | 70,000 | PLAN 2552 |


Cooling Equipment

| Equip. Type (pkg. Heat pump) | CEC Certified Compressor Unit Mfr Name and Model # | # of Identical Systems | (1) Efficiency (SEER, etc.) $>$ CF-1R Value | Duct Location (attic, etc.) | Duct R-value | Cooling Load (Btu/hr) | Cooling Capacity (Btu/hr) | |
|------------------------------|--|------------------------|---|-----------------------------|--------------|-----------------------|---------------------------|-----------|
| A/C | Carrier 38BRC030* | 1 | 13.0 | ATTIC | 6 | 20,368 | 27,600 | PLAN 1364 |
| A/C | Carrier 38BRC036* | 1 | 13.0 | ATTIC | 6 | 27,153 | 33,100 | PLAN 1975 |
| A/C | Carrier 38BRC036* | 1 | 13.0 | ATTIC | 6 | 27,004 | 33,100 | PLAN 1979 |
| A/C | Carrier 38BRC036* | 1 | 13.0 | ATTIC | 6 | 26,512 | 33,100 | PLAN 2093 |
| A/C | Carrier 38BRC036* | 1 | 13.0 | ATTIC | 6 | 27,559 | 33,100 | PLAN 2132 |
| A/C | Carrier 38BRC036* | 1 | 13.0 | ATTIC | 6 | 27,919 | 33,100 | PLAN 2199 |
| A/C | Carrier 38BRC042* | 1 | 13.0 | ATTIC | 6 | 28,790 | 38,600 | PLAN 2286 |
| A/C | Carrier 38BRC048* | 1 | 13.0 | ATTIC | 6 | 33,212 | 44,100 | PLAN 2552 |

* = TXV valve installed as part of coil

(1) \geq reads greater than or equal to.

I, the undersigned, verify that equipment listed above is: 1) the actual equipment installed, 2) equivalent to or more efficient than that specified in the certificate of compliance (Form CF-1R) submitted for compliance with the Energy Efficiency Standards for residential buildings, and 3) equipment that meets or exceeds the appropriate requirements for manufactured devices (from the Appliance Efficiency Regulations or Part 6), where applicable.

 11.02.04
 Signature, Date

BEUTLER CORPORATION

Installing Subcontractor (Co. Name)

OR General Contractor (Co. Name) OR Owner

Site Address 700 Greg Thatch Cr., SAC

Permit Number 0505585

FENESTRATION/GLAZING:

| Manufacturer/Brand Name | Product U-Factor ¹ (≤ CF-1R value) ² | Product SHGC ¹ (≤ CF-1R value) ² | # of Panes | Total Quantity of Like Product (Optional) | Square Feet | Exterior Shading Device or Overhang | Comments/Location/Special Features |
|-------------------------|--|--|------------|---|-------------|-------------------------------------|------------------------------------|
| (GROUP LIKE PRODUCTS) | | | | | | | |
| 1. <u>Pacific</u> | <u>.35</u> | <u>SH</u> | <u>2</u> | | | | <u>low e²</u> |
| 2. <u>J</u> | <u>.35</u> | <u>XO</u> | <u>2</u> | | | | |
| 3. <u>J</u> | <u>.34</u> | <u>PW</u> | <u>2</u> | | | | |
| 4. <u>J</u> | <u>.35</u> | <u>PD</u> | <u>2</u> | | | | |
| 5. <u>J</u> | | | | | | | |
| 6. | | | | | | | |
| 7. | | | | | | | |
| 8. | | | | | | | |
| 9. | | | | | | | |
| 10. | | | | | | | |
| 11. | | | | | | | |
| 12. | | | | | | | |
| 13. | | | | | | | |
| 14. | | | | | | | |
| 15. | | | | | | | |

¹ Manufactured fenestration products use the values from the product label. Field fabricated fenestration products use the default values from Section 116 of the Energy Efficiency Standards.

² Installed U-Factor must be less than or equal to values from CF-1R. Installed SHGC must be less than or equal to values from CF-1R, or a shading device (exterior or overhang) is installed as specified on the CF-1R. Alternatively, installed weighted average U-Factors for the total fenestration area are less than or equal to values from CF-1R.

I, the undersigned, verify that the fenestration/glazing listed above my signature: 1) is the actual fenestration product installed; 2) is equivalent to or has a lower U-Factor and lower SHGC than that specified in the certificate of compliance (Form CF-1R) submitted for compliance with the Energy Efficiency Standards for residential buildings; and 3) the product meets or exceeds the appropriate requirements for manufactured devices (from Part 6), where applicable.

 Item #s (if applicable) Signature, Date 12/13/04 Installing Subcontractor (Co. Name) OR General Contractor (Co. Name) OR Owner OR Window Distributor

 Item #s (if applicable) Signature, Date Installing Subcontractor (Co. Name) OR General Contractor (Co. Name) OR Owner OR Window Distributor

 Item #s (if applicable) Signature, Date Installing Subcontractor (Co. Name) OR General Contractor (Co. Name) OR Owner OR Window Distributor

COPY TO: Building Department
HERS Provider (if applicable)
Building Owner at Occupancy

E₂

700 Greg Hatch Cr.
Site Address

0505585
Permit Number

An installation certificate is required to be posted at the building site or made available for all appropriate inspections. (The information provided on this form is required; however, use of this form to provide the information is optional.) After completion of final inspection, a copy must be provided to the building department (upon request) and the building owner at occupancy, per Section 10-103(b).

HVAC SYSTEMS:

Heating Equipment

| Equip. Type (pkg. heat pump) | CEC Certified Mfr Name and Model Number | # of Identical Systems | Efficiency (AFUE, etc.) ¹ [\geq CF-1R value] | Duct Location (attic, etc.) | Duct or Piping R-value | Heating Load (Btu/hr) | Heating Capacity (Btu/hr) |
|------------------------------|---|------------------------|--|-----------------------------|------------------------|-----------------------|---------------------------|
| | | | | | | | |
| | | | | | | | |
| | | | | | | | |

Cooling Equipment

| Equip. Type (pkg. heat pump) | CEC Certified Compressor Unit Mfr Name and Model Number | # of Identical Systems | Efficiency (SEER, etc.) ¹ [\geq CF-1R value] | Duct Location (attic, etc.) | Duct R-value | Cooling Load (Btu/hr) | Cooling Capacity (Btu/hr) |
|------------------------------|---|------------------------|--|-----------------------------|--------------|-----------------------|---------------------------|
| | | | | | | | |
| | | | | | | | |
| | | | | | | | |

1. \geq reads greater than or equal to.

I, the undersigned, verify that equipment listed above is: 1) the actual equipment installed, 2) equivalent to or more efficient than that specified in the certificate of compliance (Form CF-1R) submitted for compliance with the *Energy Efficiency Standards* for residential buildings, and 3) equipment that meets or exceeds the appropriate requirements for manufactured devices (from the *Appliance Efficiency Regulations* or Part 6), where applicable.

Signature, Date

Installing Subcontractor (Co. Name)
OR General Contractor (Co. Name) OR Owner

WATER HEATING SYSTEMS:

| Heater Type | CEC Certified Mfr Name & Model Number | Distribution Type (Std. Point-of-Use) | If Recirculation, Control Type | # of Identical Systems | Rated ² Input (kW or Btu/hr) | Tank Volume (gallons) | Efficiency ² (EF, RE) | Standby ² Loss (%) | External Insulation R-value ³ |
|-------------|---------------------------------------|---------------------------------------|--------------------------------|------------------------|---|-----------------------|----------------------------------|-------------------------------|--|
| Water | A.O. Smith | STD | N/A | | 40,000 | 50 | .62 | | |
| Gas | 60R50 | | | | | | | | |
| | | | | | | | | | |
| | | | | | | | | | |

- 2 For small gas storage (rated input of less than or equal to 75,000 Btu/hr), electric resistance and heat pump water heaters, list Energy Factor. For large gas storage water heaters (rated input of greater than 75,000 Btu/hr), list Recovery Efficiency, Standby Loss and Rated Input. For instantaneous gas water heaters, list Recovery Efficiency and Rated Input.
- 3. R-12 external insulation is mandatory for storage water heaters with an energy factor of less than 0.58.

Faucets & Shower Heads:

All faucets and showerheads installed are certified to the Commission, pursuant to Title 24, Part 6, Section 111.

I, the undersigned, verify that equipment listed above my signature is: 1) the actual equipment installed; 2) equivalent to or more efficient than that specified in the certificate of compliance (Form CF-1R) submitted for compliance with the *Energy Efficiency Standards* for residential buildings; and 3) equipment that meets or exceeds the appropriate requirements for manufactured devices (from the *Appliance Efficiency Regulations* or Part 6), where applicable.

Signature, Date

8.23.05

R.C.P. Companies
Installing Subcontractor (Co. Name) OR
General Contractor (Co. Name) OR Owner

COPY TO: Building Department
HERS Provider (if applicable)
Building Owner at Occupancy