

CITY OF SACRAMENTO
1231 I Street, Sacramento, CA 95814

Permit No: 0502336

Insp Area: 2

Thos Bros: 317A5

Site Address: 969 WOODSHIRE WY SAC

Parcel No: 029-0185-006

Sub-Type: NSFR

Housing (Y/N): N

CONTRACTOR

OWNER

ARCHITECT

ISMET JAHOVIC
HJF PROPERTIES
1002 RIVERROCK #220 95630

Nature of Work: NEW SFR - 2 STORY - 1716 LIVING SQ FT, GARAGE 335 SQ FT, PORCH 79 SQ FT

CONSTRUCTION LENDING AGENCY : I hereby affirm under penalty of perjury that there is a construction lending agency for the performance of the work for which this permit is issued (Sec. 3097, Civ. C).

Lender's Name _____ Lender's Address _____


LICENSED CONTRACTORS DECLARATION: I hereby affirm under penalty of perjury that I am licensed under provisions of Chapter 9 (commencing with section 7000) of Division 3 of the Business and Professions Code and my license is in full force and effect.

License Class _____ License Number _____ Date _____ Contractor Signature _____

OWNER-BUILDER DECLARATION: I hereby affirm under penalty of perjury that I am exempt from the contractors License Law for the following reason (Sec. 7031.5, Business and Professions Code; any city or county which requires a permit to construct, alter, improve, demolish, or repair any structure, prior to its issuance, also requires the applicant for such permit to file a signed statement that he or she is licensed pursuant to the provisions of the Contractors License Law (Chapter 9 (commencing with Section 7000) of Division 8 of the Business and Professions Code) or he or she is exempt therefrom and the basis for the alleged exemption. Any violation of Section 7031.5 by any applicant for a permit subjects the applicant to a fine of not more than five hundred dollars (\$500.00);

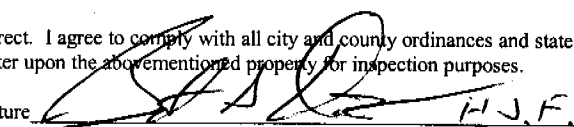
I, as a owner of the property, or my employees with wages as their sole compensation, will do the work, and the structure is not intended or offered for sale (Sec. 7044, Business and Professional Code: The Contractors License Law does not apply to an owner of property who builds or improves thereon, and who does such work himself or herself or through his/her own employees, provided that such improvements are not intended or offered for sale. If, however, the building or improvement is sold within one year of completion, the owner-builder will have the burden of proving that he/she did not build or improve for the purpose of sale.)

I, as owner of the property, am exclusively contracting with licensed contractors to construct the project (Sec. 7044, Business and Professions Code: The Contractors License Law does not apply to an owner of property who builds or improves thereon, and who contracts for such projects with a contractor(s) licensed pursuant to the Contractors License Law).

I am exempt under Sec. _____ B & PC for this reason: _____
Date 05/19/05 Owner Signature  HJF

IN ISSUING THIS BUILDING PERMIT, the applicant represents, and the city relies on the representation of the applicant, that the applicant verified all measurements and locations shown on the application or accompanying drawings and that the improvement to be constructed does not violate any law or private agreement relating to permissible or prohibited locations for such improvements. This building permit does not authorize any illegal location of a any improvement or the violation of any private agreement relating to location of improvements.

I certify that I have read this application and state that all information is correct. I agree to comply with all city and county ordinances and state laws relating to building construction and hereby authorize representative(s) of this city to enter upon the abovementioned property for inspection purposes.

Date 05/19/05 Applicant/Agent Signature  HJF

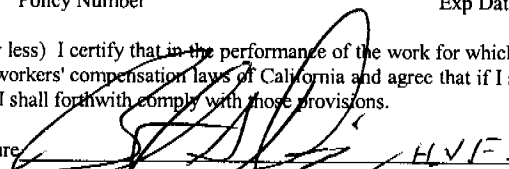
WORKER'S COMPENSATION DECLARATION: I hereby affirm under penalty of perjury one of the following declarations:

I have and will maintain a certificate of consent to self-insure for workers' compensation as provided for by Section 3700 of the Labor Code, for the performance of work for which the permit is issued.

I have and will maintain workers' compensation insurance, as required by Section 3700 of the Labor Code, for the performance of the work for which this permit is issued. My workers' compensation insurance carrier and policy number are:

Carrier _____ Policy Number _____ Exp Date _____

(This section need not be completed if the permit is for \$100 or less) I certify that in the performance of the work for which this permit is issued, I shall not employ any person in any manner so as to become subject to the workers' compensation laws of California and agree that if I should become subject to the workers' compensation provisions of Section 3700 of the Labor Code, I shall forthwith comply with those provisions.

Date 05/19/05 Applicant Signature  HJF

WARNING: FAILURE TO SECURE WORKER'S COMPENSATION COVERAGE IS UNLAWFUL AND SHALL SUBJECT AN EMPLOYER TO CRIMINAL PENALTIES AND CIVIL FINES UP TO ONE HUNDRED THOUSAND DOLLARS (\$100,000) IN ADDITION TO THE COST OF COMPENSATION, DAMAGES AS PROVIDED FOR IN SECTION 3706 OF THE LABOR CODE, INTEREST AND ATTORNEY'S FEE.

THIS PERMIT SHALL EXPIRE BY LIMITATION IF WORK IS NOT COMMENCED WITHIN 180 DAYS.

TITLE 24 REPORT

Title 24 Report for:

Woodshire Duplex
Hamilton Place
Sacramento, Ca

Project Designer:

DEMING DESIGN
8644 Oak Avenue
Orangevale, Ca 95662
(916) 926-5953

Report Prepared By:

Paul K. Linville
L & L CONSULTANTS
901 SUNRISE AVE., SUITE B-11
ROSEVILLE, CA 95661
(916) 781-5330

Job Number:

194-2003-7

Date:

7/11/2003

The EnergyPro computer program has been used to perform the calculations summarized in this compliance report. This program has approval and is authorized by the California Energy Commission for use with both the Residential and Nonresidential 2001 Building Energy Efficiency Standards.

This program developed by EnergySoft, LLC (415) 883-5900.

HVAC SYSTEM HEATING AND COOLING LOADS SUMMARY

PROJECT NAME Woodshire Duplex	DATE 7/11/2003
SYSTEM NAME HVAC System	FLOOR AREA 1,906

ENGINEERING CHECKS	
Number of Systems	2
Heating System	
Output per System	53,000
Total Output (Btuh)	106,000
Output (Btuh/sqft)	55.6
Cooling System	
Output per System	23,400
Total Output (Btuh)	46,800
Total Output (Tons)	3.9
Total Output (Btuh/sqft)	24.6
Total Output (sqft/Ton)	488.7

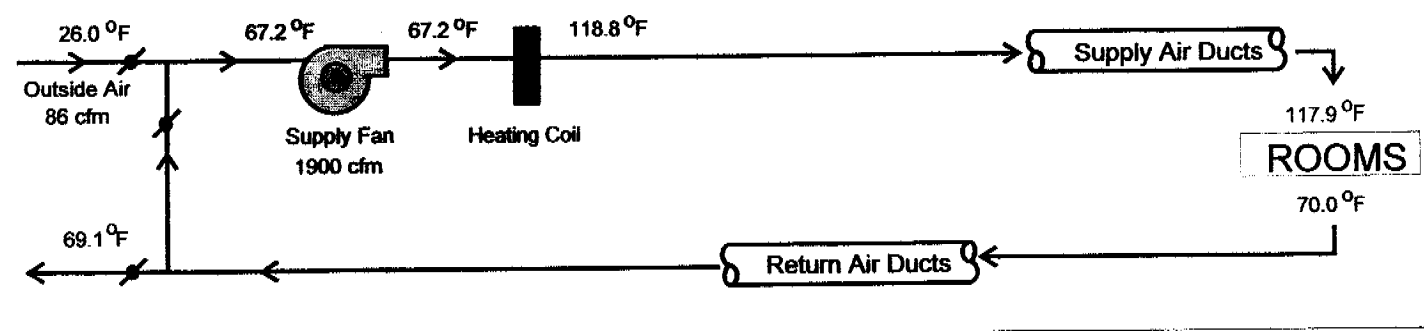
	COIL COOLING PEAK			COIL HTG. PEAK	
	CFM	Sensible	Latent	CFM	Sensible
Total Room Loads	1,366	23,042	-252	715	37,005
Return Vented Lighting		0			
Return Air Ducts		1,152			1,850
Return Fan		0			0
Ventilation	86	1,889	83	86	3,994
Supply Fan		0			0
Supply Air Ducts		1,152			1,850
TOTAL SYSTEM LOAD		27,235	-169		44,700

Air System	
CFM per System	950
Airflow (cfm)	1,900
Airflow (cfm/sqft)	1.00
Airflow (cfm/Ton)	487.2
Outside Air (%)	4.5
Outside Air (cfm/sqft)	0.05

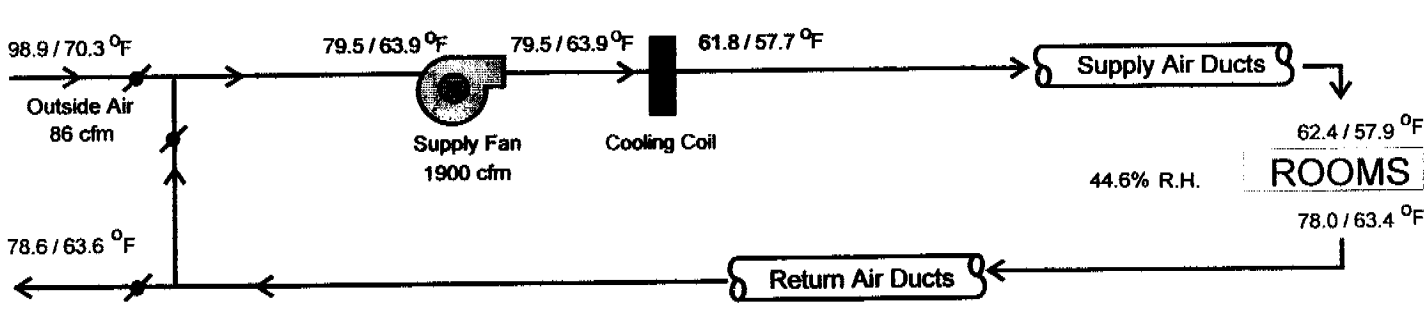
HVAC EQUIPMENT SELECTION			
CARRIER 38CG02430 or Equal	36,241	7,380	106,000
Total Adjusted System Output (Adjusted for Peak Design Conditions)			
	36,241	7,380	106,000
TIME OF SYSTEM PEAK		Aug 2 pm	Jan 12 am

Note: values above given at ARI conditions

HEATING SYSTEM PSYCHROMETRICS (Airstream Temperatures at Time of Heating Peak)



COOLING SYSTEM PSYCHROMETRICS (Airstream Temperatures at Time of Cooling Peak)



Woodshire Duplex
Project Title

7/11/2003
Date

THERMAL MASS FOR HIGH MASS DESIGN

Type	Area (sf)	Thick. (in.)	Heat Cap.	Cond.	Form 3 Reference	Inside R-Val.	Location Comments

PERIMETER LOSSES

Type	Length	F2 Factor	Insulation R-Val.	Depth	Location / Comments
Slab Perimeter	245	0.75	0.0	0	1st Floor

HVAC SYSTEMS

Heating Equipment Type (furnace, heat pump, etc.)	Minimum Efficiency (AFUE/HSPF)	Distribution Type and Location (ducts/attic, etc.)	Duct R-Value	Thermostat Type	Location / Comments
Central Furnace	80% AFUE	Ducts in Attic	4.2	Setback	HVAC System

Hydronic Piping System Name	Pipe Length	Pipe Diameter	Insul. Thick.

Cooling Equipment Type (air conditioner, heat pump, evap. cooling)	Minimum Efficiency (SEER)	Duct Location (attic, etc.)	Duct R-Value	Thermostat Type	Location / Comments
Split Air Conditioner	10.0 SEER	Ducts in Attic	4.2	Setback	HVAC System

WATER HEATING SYSTEMS

Water Heater System Name	Water Heater Type	Distribution Type	# in Syst.	Rated ¹ Input (Btu/hr)	Tank Cap. (gal)	Energy Fact. ¹ or Recovery Efficiency	Standby ¹ Loss (%)	Tank Insul. R-Value Ext.
A.O. SMITH FPS-40-224 or Equal	Small Gas	Standard	2	42,000	40	0.62	n/a	n/a

¹ For small gas storage (rated input <= 75000 Btu/hr), electric resistance and heat pump water heaters, list energy factor.
 For large gas storage water heaters (rated input > 75000 Btu/hr), list Rated Input, Recovery Efficiency and Standby Loss.
 For instantaneous gas water heaters, list Rated Input, and Recovery Efficiency.

REMARKS

Computer Method Summary

(Part 1 of 3) C-2R

Woodshire Duplex

7/11/2003

Hamilton Place Sacramento
Project Address

Date
Building Permit #
Plan Check/Date
Field Check/Date

L & L CONSULTANTS
Documentation Author

(916) 781-5330
Telephone

Computer Performance
Compliance Method (Package or Computer)

12
Climate Zone

Source Energy Use (kBtu/sf-yr)	Standard Design	Proposed Design	Compliance Margin
Space Heating	20.29	21.32	-1.02
Space Cooling	7.26	5.44	1.82
Domestic Hot Water	13.44	14.23	-0.79
Totals	40.99	40.98	0.01

Percent better than Standard: 0.0%

BUILDING COMPLIES

Total Conditioned Floor Area: 1,906 ft² Floor Construction Type: Raised Floor Slab Floor
 Building Type: Multi-Family
 Building Front Orientation: (South) 180 deg Total Fenestration Area: 12.2%
 Number of Dwelling Units: 1.00 Total Conditioned Volume: 15,248 ft³
 Number of Stories: 1 Total Conditioned Slab Area: 1,906 ft²

BUILDING ZONE INFORMATION

Zone Name	Floor Area	Volume	# of Units	Zone Type	Thermostat Type	Vent Hgt.	Vent Area
HVAC System	1,906	15,248	1.00	Conditioned	Setback	2	n/a

OPAQUE SURFACES

Type	Area	U-Fac.	Act. Azm.	Tilt	Solar Gains Y/N	Form 3 Reference	Location / Comments
Wall	460	0.088	180	90	X	R-13 Wall (W.13.2x4.16) Stucco	1st Floor
Door	36	0.387	180	90	X	Solid Wood Door	1st Floor
Wall	172	0.086	180	90	X	R-13 Wall (W.13.2x4.16) Gyp	1st Floor
Wall	164	0.088	90	90	X	R-13 Wall (W.13.2x4.16) Stucco	1st Floor
Wall	130	0.086	90	90	X	R-13 Wall (W.13.2x4.16) Gyp	1st Floor
Door	18	0.249	90	90	X	Inc. Wood Door	1st Floor
Wall	600	0.088	0	90	X	R-13 Wall (W.13.2x4.16) Stucco	1st Floor
Door	36	0.249	0	90	X	Inc. Wood Door	1st Floor
Wall	164	0.088	270	90	X	R-13 Wall (W.13.2x4.16) Stucco	1st Floor
Wall	130	0.086	270	90	X	R-13 Wall (W.13.2x4.16) Gyp	1st Floor
Door	18	0.249	270	90	X	Inc. Wood Door	1st Floor
Roof	1,906	0.024	0	23	X	R-38 Roof(R.38.2x8.24) Comp.	1st Floor

Mandatory Measures Checklist: Residential (Page 2 of 2) MF-1R

NOTE: Lowrise residential buildings subject to the Standards must contain these measures regardless of the compliance approach used. Items marked with an asterisk (*) may be superseded by more stringent compliance requirements listed on the Certificate of Compliance. When this checklist is incorporated into the permit documents, the features noted shall be considered by all parties as minimum component performance specifications for the mandatory measures whether they are shown elsewhere in the documents or on this checklist only.

DESCRIPTION <small>Instructions: Check or initial applicable boxes or enter N/A if not applicable.</small>	DESIGNER	ENFORCEMENT
Space Conditioning, Water Heating and Plumbing System Measures: (continued)		
<input checked="" type="checkbox"/> *§ 150(m): Ducts and Fans 1. All ducts and plenums installed, sealed and insulated to meet the requirements of the 1998 CMC Sections 601, 603, 604 and Standard 6-3; ducts insulated to a minimum installed level of R-4.2 or enclosed entirely in conditioned space. Openings shall be sealed with mastic, tape, aerosol sealant, or other duct-closure system that meets the applicable requirements of UL181, UL181A, or UL181B. If mastic or tape is used to seal openings greater than 1/4 inch, the combination of mastic and either mesh or tape shall be used. Building cavities shall not be used for conveying conditioned air. Joints and seams of duct systems and their components shall not be sealed with cloth back rubber adhesive duct tapes unless such tape is used in combination with mastic and drawbands. 2. Building cavities, support platforms for air handlers, and plenums defined or constructed with materials other than sealed sheet metal, duct board or flexible duct shall not be used for conveying conditioned air. Building cavities and support platforms may contain ducts. Ducts installed in cavities and support platforms shall not be compressed to cause reductions in the cross-sectional area of the ducts. 3. Joints and seams of duct systems and their components shall not be sealed with cloth back rubber adhesive duct tapes unless such a tape is used in combination with mastic and drawbands. 4. Exhaust fan systems have back draft or automatic dampers. 5. Gravity ventilation systems serving conditioned space have either automatic or readily accessible, manually operated dampers. 6. Protection of Insulation. Insulation shall be protected from damage, including that due to sunlight, moisture, equipment maintenance, and wind but not limited to the following: Insulation exposed to weather shall be suitable for outdoor service e.g., protected by aluminum, sheet metal, painted canvas, or plastic cover. Cellular foam insulation shall be protected as above or painted with a coating that is water retardant and provides shielding from solar radiation that can cause degradation of the material.		
<input type="checkbox"/> § 114: Pool and Spa Heating Systems and Equipment 1. Certified with 78% thermal efficiency, on-off switch, weatherproof operating instructions, no electric resistance heating, and no pilot. 2. System is installed with at least 36" of pipe between filter and heater for future solar, cover for outdoor pools or spas. a. At least 36" of pipe between filter and heater for future solar heating. b. Cover for outdoor pools or outdoor spas. 3. Pool system has directional inlets and a circulation pump time switch.		
<input checked="" type="checkbox"/> § 115: Gas fired central furnaces, pool heaters, spa heaters or household cooking appliances have no continuously burning pilot light. (Exception: Non-electrical cooking appliances with pilot < 150 Btu/hr)		
<input type="checkbox"/> § 118 (f): Cool Roof material meet specified criteria		
Lighting Measures		
<input checked="" type="checkbox"/> § 150(k)1: Luminaires for general lighting in kitchens shall have lamps with an efficacy 40 lumens/watt or greater for general lighting in kitchens. This general lighting shall be controlled by a switch on a readily accessible lighting control panel at an entrance to the kitchen.		
<input checked="" type="checkbox"/> § 150(k)2: Rooms with a shower or bathtub must have either at least one luminaire with lamps with an efficacy of 40 lumens/watt or greater switched at the entrance to the room or one of the alternative to this requirement allowed in Section 150(k)2.; and recessed ceiling fixtures are IC (insulation cover) approved.		

Mandatory Measures Checklist: Residential (Page 1 of 2) MF-1R

NOTE: Lowrise residential buildings subject to the Standards must contain these measures regardless of the compliance approach used. Items marked with an asterisk (*) may be superseded by more stringent compliance requirements listed on the Certificate of Compliance. When this checklist is incorporated into the permit documents, the features noted shall be considered by all parties as minimum component performance specifications for the mandatory measures whether they are shown elsewhere in the documents or on this checklist only.

DESCRIPTION <small>Instructions: Check or initial applicable boxes or enter N/A if not applicable.</small>	DESIGNER	ENFORCEMENT
Building Envelope Measures		
<input checked="" type="checkbox"/> *§150(a): Minimum R-19 ceiling insulation.		
<input checked="" type="checkbox"/> §150(b): Loose fill insulation manufacturer's labeled R-Value.		
<input checked="" type="checkbox"/> *§150(c): Minimum R-13 wall insulation in wood framed walls or equivalent U-value in metal frame walls (does not apply to exterior mass walls).		
<input type="checkbox"/> *§150(d): Minimum R-13 raised floor insulation in framed floors or equivalent.		
<input type="checkbox"/> §150(l): Slab edge insulation - water absorption rate no greater than 0.3%, water vapor transmission rate no greater than 2.0 perm/inch.		
<input checked="" type="checkbox"/> §118: Insulation specified or installed meets insulation quality standards. Indicate type and form.		
<input checked="" type="checkbox"/> §116-17: Fenestration Products, Exterior Doors and Infiltration/Exfiltration Controls <ol style="list-style-type: none"> 1. Doors and windows between conditioned and unconditioned spaces designed to limit air leakage. 2. Fenestration products (except field fabricated) have label with certified U-Factor, certified Solar Heat Gain Coefficient (SHGC), and infiltration certification. 3. Exterior doors and windows weatherstripped; all joints and penetrations caulked and sealed. 		
<input type="checkbox"/> §150(g): Vapor barriers mandatory in Climate Zones 14 and 16 only.		
<input type="checkbox"/> §150(f): Special infiltration barrier installed to comply with Section 151 meets Commission quality standards.		
<input checked="" type="checkbox"/> §150(e): Installation of Fireplaces, Decorative Gas Appliances and Gas Logs. <ol style="list-style-type: none"> 1. Masonry and factory-built fireplaces have: <ol style="list-style-type: none"> a. Closeable metal or glass door b. Outside air intake with damper and control c. Flue damper and control 2. No continuous burning gas pilots allowed. 		
Space Conditioning, Water Heating and Plumbing System Measures		
<input checked="" type="checkbox"/> §110-13: HVAC equipment, water heaters, showerheads and faucets certified by the Commission.		
<input checked="" type="checkbox"/> §150(h): Heating and/or cooling loads calculated in accordance with ASHRAE, SMACNA or ACCA.		
<input checked="" type="checkbox"/> §150(i): Setback thermostat on all applicable heating and/or cooling systems.		
<input checked="" type="checkbox"/> §150(j): Pipe and Tank Insulation <ol style="list-style-type: none"> 1. Storage gas water heaters rated with an Energy Factor less than 0.58 must be externally wrapped with insulation having an installed thermal resistance of R-12 or greater. 2. First 5 feet of pipes closest to water heater tank, non-recirculating systems, insulated (R-4 or greater) 3. Back-up tanks for solar system, unfired storage tanks, or other indirect hot water tanks have R-12 external insulation or R-16 combined internal/external insulation. 4. All buried or exposed piping insulated in recirculating sections of hot water systems. 5. Cooling system piping below 55 degrees F. insulated. 6. Piping insulating between heating source and indirect hot water tank. 		
EnergyPro 3.1 By EnergySoft User Number: 1392 Job Number: 194-2003-7	Page: 5 of 13	

Certificate of Compliance: Residential

(Part 2 of 2) **CF-1R**

Woodshire Duplex
Project Title

7/11/2003

Date

HVAC SYSTEMS

Note: Input Hydronic or Combined Hydronic data under Water Heating Systems, except Design Heating Load.

Heating Equipment Type (furnace, heat pump, etc.)	Minimum Efficiency (AFUE/HSPF)	Distribution Type and Location (ducts, attic, etc.)	Duct or Piping R-Value	Thermostat Type	Location / Comments
Central Furnace	80% AFUE	Ducts in Attic	4.2	Setback	HVAC System

Cooling Equipment Type (air conditioner, heat pump, evap. cooling)	Minimum Efficiency (SEER)	Duct Location (attic, etc.)	Duct R-Value	Thermostat Type	Location / Comments
Split Air Conditioner	10.0 SEER	Ducts in Attic	4.2	Setback	HVAC System

WATER HEATING SYSTEMS

Water Heater System Name	Water Heater Type	Distribution Type	# in Syst.	Rated ¹ Input Btu/hr	Tank Cap. (gal)	Energy Fact. ¹ or Recovery Efficiency	Standby Loss (%) ¹	External Tank Insul. R-Value
A.O. SMITH FPS-40-224 or Equal	Small Gas	Standard	2	42,000	40	0.62	n/a	n/a


¹ For small gas storage (rated inputs of less than or equal to 75,000 Btu/hr), electric resistance and heat pump water heaters, list energy factor. For large gas storage water heaters (rated input of greater than 75,000 Btu/hr), list Rated Input, Recovery Efficiency and Standby Loss. For instantaneous gas water heaters, list Rated Input and Recovery Efficiency.

REMARKS

COMPLIANCE STATEMENT

This certificate of compliance lists the building features and performance specifications needed to comply with Title 24, Parts 1 and 6 of the California Code of Regulations, and the administrative regulations to implement them. This certificate has been signed by the individual with overall design responsibility. The undersigned recognize that compliance using duct sealing and TXV's requires installer testing and certification and field verification by an approved HERS rater.

Designer or Owner (per Business & Professions Code)
 Name: _____
 Title/Firm: DEMING DESIGN
 Address: 8644 Oak Avenue
Orangevale, Ca 95662
 Telephone: (916) 926-5953
 Lic. #: _____
 _____ (signature) _____ (date)

Documentation Author
 Name: Paul K. Linville
 Title/Firm: L & L CONSULTANTS
 Address: 901 SUNRISE AVE., SUITE B-11
ROSEVILLE, CA 95661
 Telephone: (916) 781-5380

 _____ (signature) _____ (date)

Enforcement Agency
 Name: _____
 Title/Firm: _____
 Address: _____
 Telephone: _____

_____ (signature/stamp) _____ (date)

Certificate of Compliance: Residential

(Part 1 of 2) **CF-1R**

Woodshire Duplex

7/11/2003

Project Title

Date

Hamilton Place Sacramento

Project Address

L & L CONSULTANTS

(916) 781-5330

Documentation Author

Telephone

Computer Performance

12

Compliance Method (Package or Computer)

Climate Zone

Building Permit #

Plan Check / Date

Field Check / Date

Enforcement Agency Use Only

GENERAL INFORMATION

Total Conditioned Floor Area: 1,906 ft²

Average Ceiling Height: 8.0 ft

Total Conditioned Slab Area: 1,906 ft²

Building Type:

(check one or more)

Single Family Detached

Addition

Single Family Attached

Existing Building

Multi-Family

Existing Plus Addition

Front Orientation: (South) 180 deg Floor Construction Type: Slab Floor

Number of Dwelling Units: 1.00

Number of Stories: 1

Raised Floor

BUILDING SHELL INSULATION

Component Type	Frame Type	Const. Assembly U-Value	Location/Comments (attic, garage, typical, etc.)
Slab On Grade	n/a	0.756	Covered Slab w/R-0.0 Perimeter Insulation
R-13 Wall (W.13.2x4.16) Stucco	Wood	0.088	Exterior Wall
Solid Wood Door	None	0.387	Exterior Door
R-13 Wall (W.13.2x4.16) Gyp	Wood	0.086	Exterior Wall
Inc. Wood Door	Wood	0.249	Exterior Door
R-38 Roof(R.38.2x8.24) Comp.	Wood	0.024	Exterior Roof

FENESTRATION

Shading Devices

Type	Orientation	Area (SF)	U-Factor	Fenestration SHGC	Exterior Shading	Overhang Yes / No	Side Fins Yes / No
Front	(South)	80.0	0.35	0.32	Bug Screen	<input checked="" type="checkbox"/> <input type="checkbox"/>	<input type="checkbox"/> <input checked="" type="checkbox"/>
Right	(East)	20.0	0.35	0.32	Bug Screen	<input type="checkbox"/> <input checked="" type="checkbox"/>	<input type="checkbox"/> <input checked="" type="checkbox"/>
Rear	(North)	112.0	0.35	0.32	Bug Screen	<input type="checkbox"/> <input checked="" type="checkbox"/>	<input type="checkbox"/> <input checked="" type="checkbox"/>
Left	(West)	20.0	0.35	0.32	Bug Screen	<input type="checkbox"/> <input checked="" type="checkbox"/>	<input type="checkbox"/> <input checked="" type="checkbox"/>
						<input type="checkbox"/> <input type="checkbox"/>	<input type="checkbox"/> <input type="checkbox"/>
						<input type="checkbox"/> <input type="checkbox"/>	<input type="checkbox"/> <input type="checkbox"/>
						<input type="checkbox"/> <input type="checkbox"/>	<input type="checkbox"/> <input type="checkbox"/>
						<input type="checkbox"/> <input type="checkbox"/>	<input type="checkbox"/> <input type="checkbox"/>
						<input type="checkbox"/> <input type="checkbox"/>	<input type="checkbox"/> <input type="checkbox"/>
						<input type="checkbox"/> <input type="checkbox"/>	<input type="checkbox"/> <input type="checkbox"/>
						<input type="checkbox"/> <input type="checkbox"/>	<input type="checkbox"/> <input type="checkbox"/>
						<input type="checkbox"/> <input type="checkbox"/>	<input type="checkbox"/> <input type="checkbox"/>

Run Initiation Time: 07/11/03 16:04:55

Run Code: 1057964695

EnergyPro 3.1 By EnergySoft

User Number: 1392

Job Number: 194-2003-7

Page:3 of 13

TABLE OF CONTENTS

Cover Page	1
Table of Contents	2
Form CF-1R Certificate of Compliance	3
Form MF-1R Mandatory Measures Checklist	5
Form C-2R Computer Method Summary	7
HVAC System Heating and Cooling Loads Summary	10
Room Load Summary	11
Room Heating Peak Loads	12
Room Cooling Peak Loads	13