

CITY OF SACRAMENTO

1231 I Street, Sacramento, CA 95814

Permit No: 0514805

Insp Area: 2

Thos Bros: 336G2

Site Address: 440 PIMENTEL WY SAC

Parcel No: 031-1120-096

Sub-Type: RES

Housing (Y/N): N

CONTRACTOR WEATHERTITE ROOFING 4661 SUMMER CREEK CT SHINGLE SPRINGS, CA 95682

OWNER LEONG RONALD/JANE 440 PIMENTEL WY SACRAMENTO, CA 95831

ARCHITECT

Nature of Work RE-ROOF, TEAR-OFF, RESHEET, INSTALLTION OF 30 SQ' SO FLIGHTWEIGHT TILE (PONDEROSA) ** IN PROGRESS INSPECTION REQUIRED **

CONSTRUCTION LENDING AGENCY: I hereby affirm under penalty of perjury that there is a construction lending agency for the performance of the work for which this permit is issued (Sec. 3097, Civ. C).

Lender's Name _____ Lender's Address _____

LICENSED CONTRACTORS DECLARATION: I hereby affirm under penalty of perjury that I am licensed under provisions of Chapter 9 (commencing with section 7000) of Division 3 of the Business and Professions Code and my license is in full force and effect.

License Class C-39 License Number 420375 Date 9/22/05 Contractor Signature Carolyn Pen

OWNER-BUILDER DECLARATION: I hereby affirm under penalty of perjury that I am exempt from the contractors License Law for the following reason (Sec. 7031.5, Business and Professions Code; any city or county which requires a permit to construct, alter, improve, demolish, or repair any structure, prior to its issuance, also requires the applicant for such permit to file a signed statement that he or she is licensed pursuant to the provisions of the Contractors License Law (Chapter 9 (commencing with Section 7000) of Division 8 of the Business and Professions Code) or that he or she is exempt therefrom and the basis for the alleged exemption. Any violation of Section 7031.5 by any applicant for a permit subjects the applicant to a civil penalty of not more than five hundred dollars (\$500.00);

I, as a owner of the property, or my employees with wages as their sole compensation, will do the work, and the structure is not intended or offered for sale (Sec. 7044, Business and Professional Code: The Contractors License Law does not apply to an owner of property who builds or improves thereon, and who does such work himself or herself or through his/her own employees, provided that such improvements are not intended or offered for sale. If, however, the building or improvement is sold within one year of completion, the owner-builder will have the burden of proving that he/she did not build or improve for the purpose of sale.)

I, as owner of the property, am exclusively contracting with licensed contractors to construct the project (Sec. 7044, Business and Professions Code: The Contractors License Law does not apply to an owner of property who builds or improves thereon, and who contracts for such projects with a contractor(s) licensed pursuant to the Contractors License Law).

I am exempt under Sec. _____ B & PC for this reason: _____

Date _____ Owner Signature _____

IN ISSUING THIS BUILDING PERMIT, the applicant represents, and the city relies on the representation of the applicant, that the applicant verified all measurements and locations shown on the application or accompanying drawings and that the improvement to be constructed does not violate any law or private agreement relating to permissible or prohibited locations for such improvements. This building permit does not authorize any illegal location of any improvement or the violation of any private agreement relating to location of improvements.

I certify that I have read this application and state that all information is correct. I agree to comply with any ordinances and state laws relating to building construction and hereby authorize representative(s) of this city to enter the abovementioned property for inspection purposes.

Date 9/22/05 Applicant/Agent Signature Carolyn Pen

WORKER'S COMPENSATION DECLARATION: I hereby affirm under penalty of perjury the following declarations:

I have and will maintain a certificate of consent to self-insure for workers' compensation as provided for by Section 3700 of the Labor Code, for the performance of work for which the permit is issued.

I have and will maintain workers' compensation insurance, as required by Section 3700 of the Labor Code, for the performance of the work for which this permit is issued. My workers' compensation insurance carrier and policy number are:

Carrier STATE FUND Policy Number 1271896-2004 Exp Date 10/01/2005

(This section need not be completed if the permit is for \$100 or less) I certify that in the performance of the work for which this permit is issued, I shall not employ any person in any manner so as to become subject to the workers' compensation laws of California and agree that if I should become subject to the workers' compensation provisions of Section 3700 of the Labor Code, I shall forthwith comply with those provisions.

Date 9/22/05 Applicant Signature Carolyn Pen

WARNING: FAILURE TO SECURE WORKER'S COMPENSATION COVERAGE IS UNLAWFUL AND SHALL SUBJECT AN EMPLOYER TO CRIMINAL PENALTIES AND CIVIL FINES UP TO ONE HUNDRED THOUSAND DOLLARS (\$100,000) IN ADDITION TO THE COST OF COMPENSATION, DAMAGES AS PROVIDED FOR IN SECTION 3706 OF THE LABOR CODE, INTEREST AND ATTORNEY'S FEE.



CITY OF SACRAMENTO

Downtown Permit Center
1231 I Street, Suite 200
Sacramento, CA 95814

www.cityofsacramento.org

Help Line: 1-916-808-5656 OR 1-866-EZ-PERMIT
Inspection Request: 1-916-808-7622

North Permit Center
2101 Arena Blvd., Suite 200
Sacramento, CA 95834

Fax # 916-264-1901

MINOR PERMIT APPLICATION

Date: 9/22/05

Faxed/web request must be received in this office by 3:00 P.M. to be processed the following workday. Contractors must have a current certificate of Worker's Compensation Insurance. Note: Work started before a Building Permit is issued will be subject to quad fee.

Permits requiring Plan Review are not eligible for the MINOR PERMIT PROGRAM
Design Review and Historic Preservation approval may be required if job address is located in those areas (additional forms may be required)

IN ORDER TO PROCESS THIS REQUEST, ALL THE FOLLOWING INFORMATION MUST BE PROVIDED:

Job Address: 440 Pimentel Way Bid Type: RESIDENTIAL APARTMENTS (4+ units per building) COMMERCIAL (limited)

CONTACT INFO Name: Lacny Per Unit # _____ Contract Price: \$18,000

Property Owner: M.A. Ledez Phone #: 916-1977 Email: _____

Address: 440 Pimentel Way Contractor: 1100 North Rocking License #: 420325

City/State/Zip: Sac. 95831 City/State/Zip: Shingle Springs 95688

Phone: _____ Phone: 530-672-7113 Fax: SAC

Nature of Work: Provide description of work & indicate type of work in selections below.

Pre-Registered?	YES	NO	Registration #

Description of Work: Joins of Shakes, Rafters, Joists with light weight tile

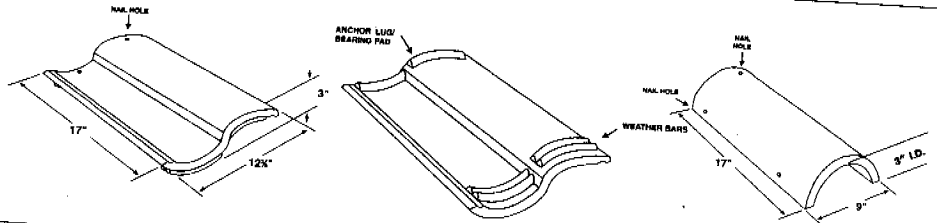
<input checked="" type="checkbox"/> Reroof (excluding tile) <input type="checkbox"/> Tear-Off <input type="checkbox"/> Resheet <input type="checkbox"/> House <input type="checkbox"/> Garage # Stories: <u>305</u> # Squares: <u>1</u> Material: <u>light weight tile</u>	<input type="checkbox"/> HVAC Installations (Residential Only) <input type="checkbox"/> Change-out <input type="checkbox"/> New <input type="checkbox"/> Heat Pump <input type="checkbox"/> Package <input type="checkbox"/> Split system <input type="checkbox"/> Roof mount <input type="checkbox"/> Cut-in <input type="checkbox"/> Heat pump or elect. unit to gas. <input type="checkbox"/> Wall furnace <input type="checkbox"/> Other (describe below) Value of duct work: _____ Equipment: \$ _____ Cut-in: \$ _____	<input type="checkbox"/> Water Heater (Residential Only) <input type="checkbox"/> Electric <input type="checkbox"/> Gas <input type="checkbox"/> Change-out <input type="checkbox"/> Electric to Gas <input type="checkbox"/> Relocate <input type="checkbox"/> New <input type="checkbox"/> Dry Rot or Termitte <input type="checkbox"/> Damage Repair <input type="checkbox"/> Flooring/Joists <input type="checkbox"/> Mudsill/Studs <input type="checkbox"/> Roof Structure <input type="checkbox"/> Exterior	<input type="checkbox"/> Minor Electric and/or Minor Plumbing (Residential Only) <input type="checkbox"/> Electric Service Change # amps _____ <input type="checkbox"/> New electric circuits <input type="checkbox"/> Re-wire <input type="checkbox"/> Water Service Replacement <input type="checkbox"/> Sewer Service Replacement <input type="checkbox"/> Gas Line Replacement <input type="checkbox"/> Re-plumb <input type="checkbox"/> Water <input type="checkbox"/> Waste	<input type="checkbox"/> Public Utilities Safety Inspection <input type="checkbox"/> (Residential and single apartment units Only) <input type="checkbox"/> SMUD <input type="checkbox"/> PG&E * NOTE * Correction Notice items will require an additional building permit.
Office Use Only: Parcel # _____ Date Received: _____ Date Issued: _____ Processor's Initials: _____ Permit #: <u>0514805</u>				

EAGLE ROOFING PRODUCTS TECHNICAL INFORMATION

Capistrano

Tiles per 100 sq. ft. with 3" headlap 88.5

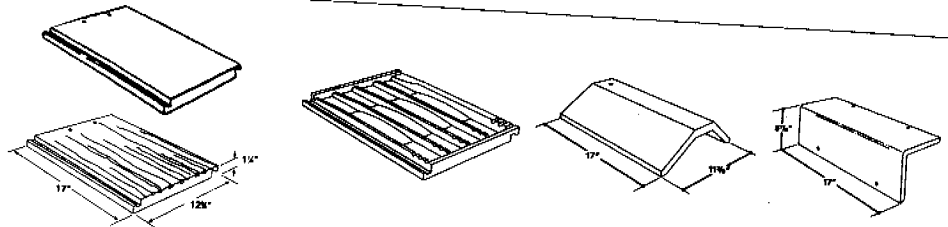
Approximate installed weight field tile per 100 sq. ft. 570 lbs



Ponderosa

Tiles per 100 sq. ft. with 3" headlap 88.5

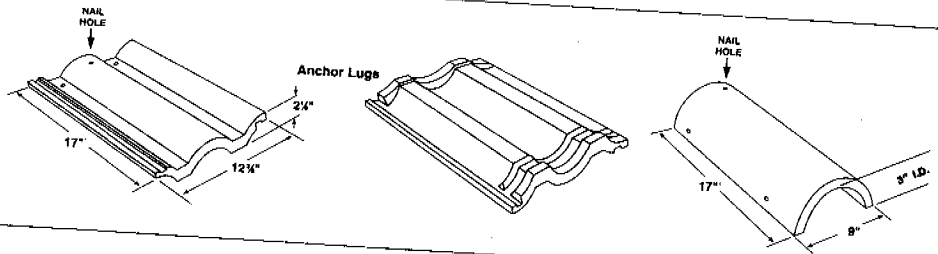
Approximate installed weight field tile per 100 sq. ft. 720 lbs



Mallibu

Tiles per 100 sq. ft. with 3" headlap 88

Approximate installed weight field tile per 100 sq. ft. 550 lbs



Approvals

International Conference of Building Officials I.C.B.O.E.S. Report #4660, and City of Los Angeles Research Report # 25021

Fire Resistance

EAGLE tiles easily exceed the resistance requirements for burning brands and spread of flame listed in A.S.T.M. Class A fire test criteria.

Cold Weather Resistance

All EAGLE tile products surpass the freeze-thaw test requirements of all known building code development agencies. Eaglelite tiles are not recommended in areas subject to ice-damming and are limited to the following geographical areas: California, Arizona, Southern Utah, Southern Nevada

Installation

Detailed installation recommendations can be found in the Installation Manual for Moderate Climate Regions published by the Roof Tile Institute. For further information please visit: www.rooftile.org I.C.B.O.E.S. Report #6034P upon request, or visit: www.icboes.org

Warranty

Limited lifetime product warranty available. Note: EAGLE warrants the performance of tiles only. Workmanship and accessory materials must be warranted by others.

Efflorescence

Temporary light patterning may appear on darker tiles. This is caused by efflorescence and occurs naturally as seen on sidewalks, and brick walls when alkaline deposits gravitate to surfaces exposed to moisture. The surface of every EAGLE tile has been treated to minimize efflorescence. If it should occur on your roof, it will disappear completely after additional exposure to rain.

Disclaimer

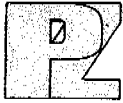
The printed colors shown in this brochure may vary from actual tile colors. Before making a final selection, be sure to review current tile samples and roof installations.

AMERICAN MADE



EAGLE
ROOFING PRODUCTS

Leong



Paul Zacher - Structural Engineers, Inc
4701 Lakeside Way
Fair Oaks, CA 95628

TEL: 916.961.3960
FAX: 916.961.6552

RECOMMENDATIONS:

If any of the following recommendations do not correspond to actual field conditions, the engineer of record shall be notified for further investigation and evaluation before continuing work.

Roof Structure:

1. Provide additional 2x4 struts from the existing purlins to the bearing walls below. The maximum spacing between the new and existing struts shall not exceed 6'-0" on center. The unbraced length of the struts shall not exceed 8'-0" and the minimum slope of the struts shall not be less than 45 degrees from the horizontal. See detail 1.


It shall be noted that small hairline cracking may occur at exterior stucco and interior gypboard finished walls that are load bearing or distributing roof strut loads. These cracks are a natural occurrence as the existing structure re-distributes the new roof weight. They are cosmetic in nature and are not an indication of a structural hazard or failure.

It shall be noted that some deflection of the rafters may be evident after installation of the tile. The existing roof framing has deflected but this may not be readily evident due to the uneven nature of the existing roofing material. Concrete tile is a very consistent and uniform product and when installed in an even plane, even small deflections can become apparent. This is only a cosmetic issue and not a structural concern.

The inspection consisted of visual observation only, made solely to determine the structural capacity of the existing roof. Analysis does not determine any effects on the overall structure under lateral forces or effects on the foundation unless specifically noted in the calculations and in this document. No warranties, expressed or implied, are made or intended in conjunction with this report. The inspection was made only to the portions that were accessible. The specific items noted were those that were observable and there may be defects that are not observable, or are hidden by architectural and structural materials.

If you have any questions on the above, do not hesitate to call.

Sincerely,



Paul Zacher, P.E., S.E.
file

Timber Beam & Joist

Description RAFTERS AND BEAMS

Timber Member Information Code Ref: 1997/2001 NDS, 2000/2003 IBC, 2003 NFPA 5000. Base allowables are user defined

	rafter	rafter	vault	B1	B2
Timber Section	2x6	2x8	2x6	4x12	4x12
Beam Width	in 1.500	1.500	1.500	3.500	3.500
Beam Depth	in 5.500	7.250	5.500	11.250	11.250
Le: Unbraced Length	ft 0.00	0.00	0.00	0.00	0.00
Timber Grade	Douglas Fir - Larch, No.2	Douglas Fir - Larch, No.2	Douglas Fir - Larch, No.2	Douglas Fir - Larch, No.2	Douglas Fir - Larch, No.1
Fb - Basic Allow	psi 875.0	875.0	875.0	875.0	1,000.0
Fv - Basic Allow	psi 95.0	95.0	95.0	95.0	95.0
Elastic Modulus	ksi 1,600.0	1,600.0	1,600.0	1,600.0	1,700.0
Load Duration Factor	1.250	1.250	1.250	1.250	1.250
Member Type	Sawn	Sawn	Sawn	Sawn	Sawn
Repetitive Status	Repetitive	Repetitive	Repetitive	No	No

Center Span Data

		rafter	rafter	vault	B1	B2
Span	ft	12.00	15.25	10.50	16.00	14.00
Dead Load	#/ft	24.60	24.60	31.20	86.00	133.00
Live Load	#/ft	32.00	32.00	32.00	112.00	136.00

Results

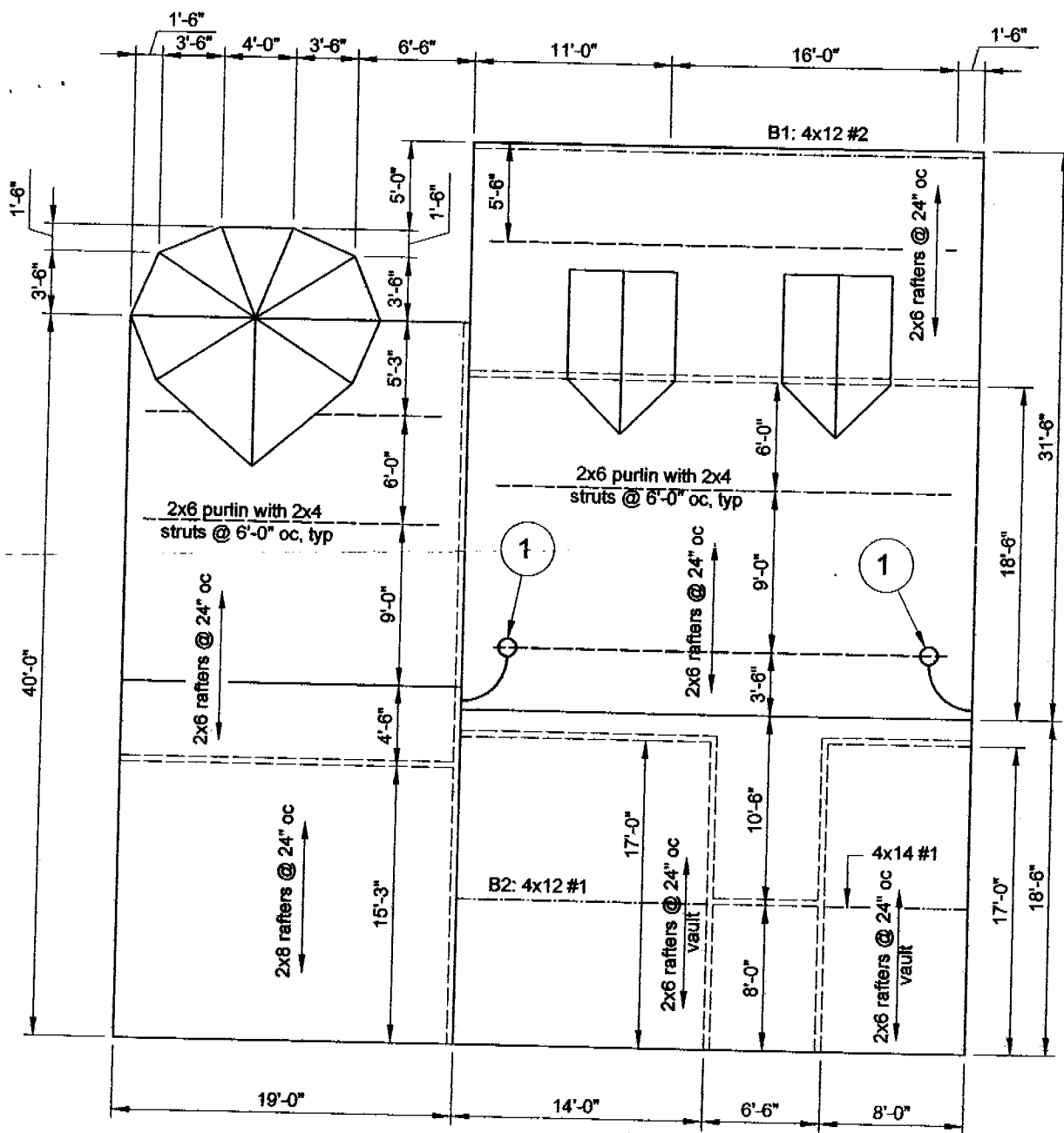
	Ratio =	0.9887	0.9955	0.8452	0.8560	0.7791
Mmax @ Center @ X =	in-k ft	12.23 6.00	19.74 7.62	10.45 5.25	76.03 8.00	79.09 7.00
fb : Actual	psi	1,616.6	1,502.6	1,382.0	1,029.9	1,071.2
Fb : Allowable	psi	1,635.2	1,509.4	1,635.2	1,203.1	1,375.0
		Bending OK	Bending OK	Bending OK	Bending OK	Bending OK
fv : Actual	psi	57.3	55.2	55.5	53.6	62.6
Fv : Allowable	psi	118.8	118.8	118.8	118.8	118.8
		Shear OK	Shear OK	Shear OK	Shear OK	Shear OK

Reactions

		rafter	rafter	vault	B1	B2
@ Left End DL	lbs	147.60	187.57	163.80	688.00	931.00
LL	lbs	192.00	244.00	168.00	896.00	952.00
Max. DL+LL	lbs	339.60	431.57	331.80	1,584.00	1,883.00
@ Right End DL	lbs	147.60	187.57	163.80	688.00	931.00
LL	lbs	192.00	244.00	168.00	896.00	952.00
Max. DL+LL	lbs	339.60	431.57	331.80	1,584.00	1,883.00

Deflections

	Ratio OK	Deflection OK	Deflection OK	Deflection OK	Deflection OK
Center DL Defl	in -0.345	-0.393	-0.256	-0.191	-0.163
L/Defl Ratio	417.5	465.9	491.4	1,006.0	1,031.7
Center LL Defl	in -0.449	-0.511	-0.263	-0.249	-0.167
L/Defl Ratio	320.9	358.2	479.1	772.5	1,009.0
Center Total Defl	in -0.794	-0.904	-0.519	-0.439	-0.329
Location	ft 6.000	7.625	5.250	8.000	7.000
L/Defl Ratio	181.5	202.5	242.6	437.0	510.1



FRAMING NOTES:

1. Add 2x4 struts to bearing below (total 2).

NOTES:

- A. This is a reroof project. The new roofing material shall be a Light Weight Concrete Tile. The tile shall weigh less than or equal to 7.3 psf.
- B. All framing members including rafters, purlins, joists and beams are existing unless otherwise noted in the framing notes above.
- C. All rafters are 2x6 DF#2 and hips and valleys are 2x8 DF#2 unless otherwise noted.
- D. All existing rafter, hips, valleys, rafter ties, and purlins are braced per UBC Section 2320.1 "Roof and Ceiling Framing" unless otherwise shown.
- E. All structural wood members that were observed appear to be in sound condition and without structural defect.

1 **ROOF PLAN - LEONG**
Not to Scale

