

CITY OF SACRAMENTO

Permit No: 9901112

1231 I Street, Sacramento, CA 95814

Insp Area: 2

Site Address: 1301 FLORIN RD SAC

Sub-Type: COM

Parcel No: 0290470010

Housing (Y/N): N

CONTRACTOR

SENTINEL FIRE EQUIPMENT
5702 BROADWAY
SAC CA 95820

OWNER

FREEMPORT FARMS DEVELOPMENT CO
615
SACRAMENTO CA 95831

ARCHITECT

Nature of Work: EXHAUST HOOD FIRE PROTECTION SYSTEM

CONSTRUCTION LENDING AGENCY : I hereby affirm under penalty of perjury that there is a construction lending agency for the performance of the work for which this permit is issued (Sec. 3097, Civ. C).

Lender's Name Lender's Address

LICENSED CONTRACTORS DECLARATION: I hereby affirm under penalty of perjury that I am licensed under provisions of Chapter 9 (commencing with section 7000) of Division 3 of the Business and Professions Code and my license is in full force and effect.

License Class C-16 License Number 369137 Date 2-9-99 Contractor Signature SENTINEL FIRE EQUIP

OWNER-BUILDER DECLARATION: I hereby affirm under penalty of perjury that I am exempt from the contractors License Law for the following reason (Sec. 7031.5, Business and Professions Code; any city or county which requires a permit to construct, alter, improve, demolish, or repair any structure, prior to its issuance, also requires the applicant for such permit to file a signed statement that he or she is licensed pursuant to the provisions of the Contractors License Law (Chapter 9 (commencing with Section 7000) of Division 8 of the Business and Professions Code) or that he or she is exempt therefrom and the basis for the alleged exemption. Any violation of Section 7031.5 by any applicant for a permit subjects the applicant to a civil penalty of not more than five hundred dollars (\$500.00);

I, as a owner of the property, or my employees with wages as their sole compensation, will do the work, and the structure is not intended or offered for sale (Sec. 7044, Business and Professional Code: The Contractors License Law does not apply to an owner of property who builds or improves thereon, and who does such work himself or herself or through his/her own employees, provided that such improvements are not intended or offered for sale. If, however, the building or improvement is sold within one year of completion, the owner-builder will have the burden of proving that he/she did not build or improve for the purpose of sale.)

I, as owner of the property, am exclusively contracting with licensed contractors to construct the project (Sec. 7044, Business and Professions Code: The Contractors License Law does not apply to an owner of property who builds or improves thereon, and who contracts for such projects with a contractor(s) licensed pursuant to the Contractors License Law).

I am exempt under Sec. B & PC for this reason:

Date Owner Signature

IN ISSUING THIS BUILDING PERMIT, the applicant represents, and the city relies on the representation of the applicant, that the applicant verified all measurements and locations shown on the application or accompanying drawings and that the improvement to be constructed does not violate any law or private agreement relating to permissible or prohibited locations for such improvements. This building permit does not authorize any illegal location of any improvement or the violation of any private agreement relating to location of improvements.

I certify that I have read this application and state that all information is correct. I agree to comply with all city and county ordinances and state laws relating to building construction and hereby authorize representative(s) of this city to enter upon the abovementioned property for inspection purposes.

Date 2-9-99 Applicant/Agent Signature Wayne Garrington

WORKER'S COMPENSATION DECLARATION: I hereby affirm under penalty of perjury one of the following declarations:

I have and will maintain a certificate of consent to self-insure for workers' compensation as provided for by Section 3700 of the Labor Code, for the performance of work for which the permit is issued.

I have and will maintain workers' compensation insurance, as required by Section 3700 of the Labor Code, for the performance of the work for which this permit is issued. My workers' compensation insurance carrier and policy number are:

Carrier STATE FUND Policy Number 1543055-98 Exp Date 11/30/1999

(This section need not be completed if the permit is for \$100 or less) I certify that in the performance of the work for which this permit is issued, I shall not employ any person in any manner so as to become subject to the workers' compensation laws of California and agree that if I should become subject to the workers' compensation provisions of Section 3700 of the Labor Code, I shall forthwith comply with those provisions.

Date 2-9-99 Applicant Signature Sentinel Fire Equip. Co.

WARNING: FAILURE TO SECURE WORKER'S COMPENSATION COVERAGE IS UNLAWFUL AND SHALL SUBJECT AN EMPLOYER TO CRIMINAL PENALTIES AND CIVIL FINES UP TO ONE HUNDRED THOUSAND DOLLARS (\$100,000) IN ADDITION TO THE COST OF COMPENSATION, DAMAGES AS PROVIDED FOR IN SECTION 3706 OF THE LABOR CODE, INTEREST AND ATTORNEY'S FEE.

THIS PERMIT SHALL EXPIRE BY LIMITATION IF WORK IS NOT COMMENCED WITHIN 180 DAYS.

CITY OF SACRAMENTO
APPLICATION FOR [REDACTED] BUILDING PERMIT

DEVELOPMENT SERVICES DIVISION
PERMIT SERVICES SECTION
 1231 I Street, Rm. 200
 Sacramento, CA 95814 (916) 264-7619 FAX 264-7046

PLAN CHECK # [REDACTED] Insp. Area [REDACTED]

Applicant MUST complete ALL Unshaded areas this page only

ADDRESS 1301 FLORIN RD. Suite _____
 PARCEL # 029-0470-010

CONTACT Name <u>WAYNE YARRINGTON</u> Address _____ Zip _____ Phone <u>455-5630</u> FAX _____		LICENSED CONTRACTOR Lic No. # <u>369137-CL6</u> Name <u>SENTINEL FIRE EQUIP.</u> Address <u>5702 BROADWAY</u> <u>SACRAMENTO CA</u> Zip <u>95820</u> Phone <u>916-455-5630</u> FAX <u>455-4104</u>	
ARCHITECT/ENGINEER Name _____ Address _____ Zip _____ Phone _____ FAX _____		OWNER [REDACTED] Name <u>BEL-AIR STORES</u> Address <u>500 W. CAPITAL AVE.</u> <u>W. SACRAMENTO</u> Zip _____ Phone <u>916-373-333</u> FAX _____	

→ Will the permittee have any employees on the jobsite? Yes No
 → If yes, WORKER'S COMPENSATION POLICY # 154-3055-98 EXPIRATION DATE: 11-30-98
 NAME OF INSURANCE COMPANY: STATE FUND

NATURE OF WORK IN DETAIL: _____
3 EACH ANSUL102 EXHAUST HOOD FIRE SYSTEMS

DBA: _____ VALUATION: \$ 7800.00

FLOOD STATUS:				S.C.A.T.						
JOB DESCRIPTION		BLDG	SHEL	APT	TI()	REM()	SW	FIRE	ADD	OTH
INSP. DISCIPLINES			BLDG	MECH	PLUMB	ELEC	SITE	FIRE		
# Stories	1st flr Area	Total Area	Use Zone	Occp Group	Const type	Fire Req. Y/N		Fed Code	Vio. File	
				<u>B</u>	<u>FF</u>	Spr	Alarm	<u>12</u>	<u>NO</u>	
<u>B</u>	<u>L</u>	<u>P</u>	<u>M</u>	<u>E</u>	<u>F</u>	<u>S</u>	<u>D</u>	<u>R</u>		

COMMENTS: _____

REGIONAL SANITATION FEES? Yes No HEALTH DEPARTMENT? Yes No

EXPRESS PLAN REVIEW

SUBMITTAL DATES					
First Review		2nd Review		3rd Review	
IN	OUT	IN	OUT	IN	OUT
/ /	/ /	/ /	/ /	/ /	/ /

PLAN CHECK # 99-01112C
 ADDRESS: 1201 Placer Rd
 Commercial Residential

ACCEPTED by (Staff):
WJH

DISCIPLINE	1ST REVIEW			2ND REVIEW			3RD REVIEW		
	Status	Staff	Date	Status	Staff	Date	Status	Staff	Date
LIFE SAFETY									
STRUCTURAL									
MECHANICAL/PLUMBING									
<u>ELECTRICAL</u>									
<u>FIRE</u>									
PLANNING									

Handwritten in FIRE row: 13 DW SES 79

STAFF COMMENTS:

DISTRIBUTION PIPING REQUIREMENTS (Continued)

Distribution Piping Requirements - 5.0 Gallon System

1. The maximum length between the start of the first branch line and the start of the last branch line must not exceed 24 ft. (7.3 m). When the supply line is split, the combined total of both legs of the supply line (from the start of the first branch line to the start of the last branch line) must not exceed 24 ft. (7.3 m). See Figure 88.
2. The total length of all branch lines must not exceed 36 ft. (10.9 m). See Figure 88.
3. Use a 3/8 in. union to connect the tank adaptor to the 3/8 in. supply line.
4. A maximum of two nozzles are allowed per duct branch line.
5. The requirements of the following table must not be exceeded:

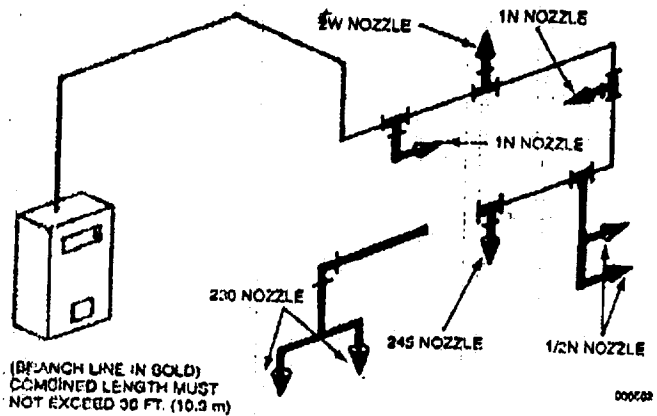
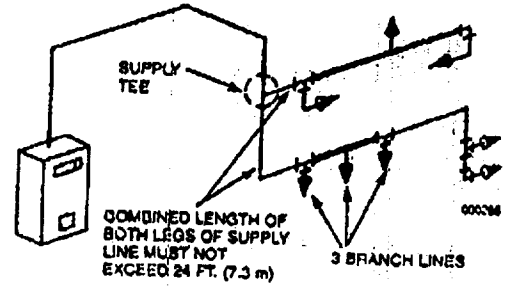


FIGURE 88

Requirements	Supply Line	Duct Branch Line	Plenum Branch Line	Appliance Branch Line
Pipe Size	3/8 in.	3/8 in.	3/8 in.	3/8 in.
Maximum Length	40 ft. (12.2 m)	8 ft. (2.4 m)	4 ft. (1.2 m)	12 ft. (3.7 m)
Maximum Rise	6 ft. (1.8 m)	4 ft. (1.2 m)	2 ft. (.6 m)	2 ft. (.6 m)
Maximum 90° Elbows	0	4	4	6
Maximum Tees	1	2	2	4
Maximum Flow Numbers	11*	4	2	4

Exceptions:

1. Twelve (12) flow numbers are allowed in any one tank not containing two-flow appliance nozzles, and/or a 1N nozzle for wok or griddle protection, and/or a 1F nozzle for range protection, and/or a 3N nozzle for fryer protection.
2. Twelve (12) flow numbers are allowed with any one tank using only two-flow appliance nozzles.
3. Twelve (12) flow numbers are allowed with any one tank using only three-flow appliance nozzles.

Special Instructions:

1. Twelve (12) flow numbers are allowed when four (4) Dosh Industries Q71 Gas Fryers are protected at low proximity as shown in Figure 101 on Page 4-52. The discharge piping must be as shown in Figure 102 on Page 4-52.
2. For certain McDonald's applications, 11 3/8 flow numbers are allowed when using a combination of one (1) 2W duct nozzle, one (1) 1/2N electrostatic precipitator nozzle, one (1) 1N plenum nozzle, and three (3) two flow appliance nozzles. Contact Area Applications Engineering Department for additional information.

Electrical work on
Permit # 9810306

Established 1929
SENTINEL FIRE
EQUIPMENT COMPANY
C-16 LICENSE NO. 369137
5702 BROADWAY, SACRAMENTO, CA 95820
SALES AND SERVICE
ANSUL AUTHORIZED DISTRIBUTOR
RESTAURANT HOOD SYSTEMS
VEHICLE FIRE PROTECTION
(916) 455-5630

BRAND: ANSUL
MODEL: RID2 UL300
DATE: 2-1-99

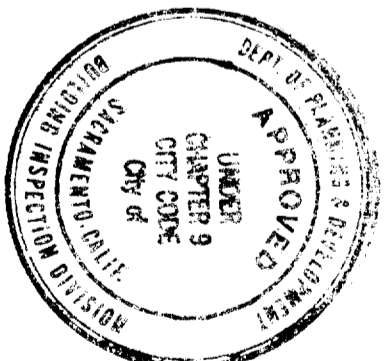
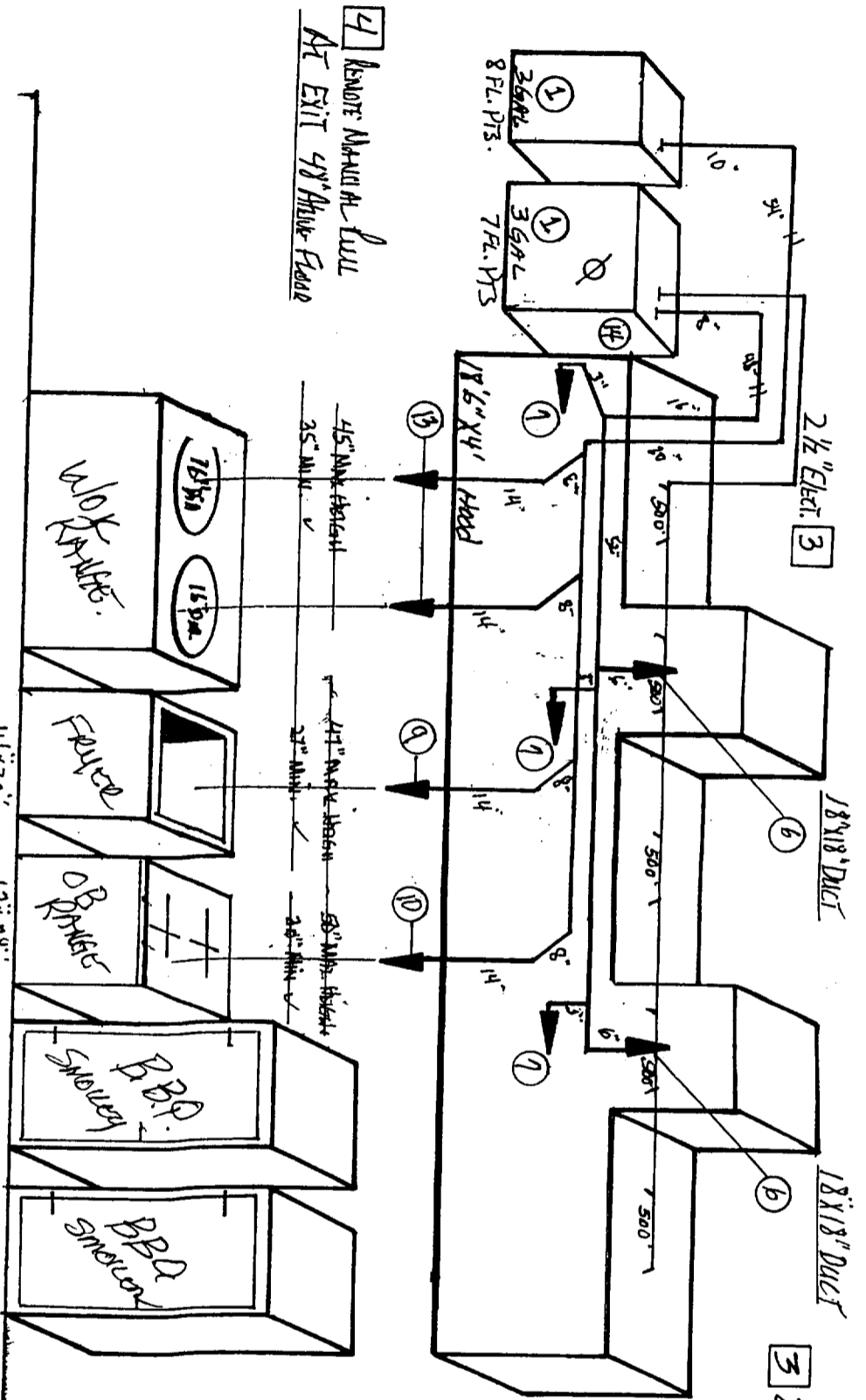
JOB NAME: Del - Air #906
ADDRESS: 1301 Fernin Rd
CITY: Sacramento, Ca 95831

DRAWN BY: [Signature]

*ALL PIPING IS 3/8" BLK.-SCHD. 40
*AS BUILT PIPING DIMENSIONS TO BE FURNISHED AT FINAL TEST
*TO BE INSTALLED AS-PER ANSUL MANUAL, NFPA 77A, AND LOCAL FIRE AUTH.
*MAX. FLOW POINTS IS (22), BEING USED IS (15) FLOW POINTS
Single Filter Bank

NO.	DESCRIPTION	PART NO	NO.	DESCRIPTION	PART NO	NO.	DESCRIPTION	PART NO	NO.	DESCRIPTION	PART NO
1	ANSUL (R102) SYSTEM	99290	6	DUCT NOZZLE	8W	419337	11	RADIANT BROILER			
2	OTHER		7	PLENUM NOZZLE-8'	1N1	419335	12	SALAMANDER NOZZLE			
3	GAS VALVE 2 1/2" Elect. Hold	99250	8	PLENUM NOZZLE-4'			13				
4	REMOTE PULL BOX	4835	9	FRYER NOZZLE	2HPS	830	14	Elect Switch for Exhauster Hold	32222		
5	DETECTOR BRACKET	800	10	RANGE/ NOZZLE	2HPS	845					

D. Day 5/2/99



This set of plans and specifications must be kept on the job at all times and it is unlawful to make any changes or alterations from the same without written permission from the Building Inspection Division.
The approval of and plan and specification sheets is not a warranty or approval of the work shown or of State Law.

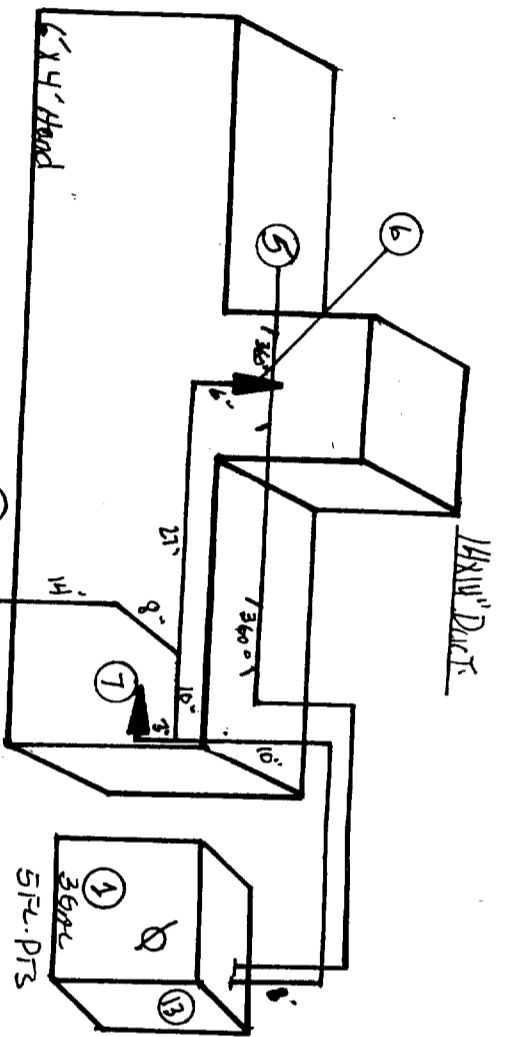
FEB 04 1999

Building Inspection Division

ISSUED

FEB 09 1999

CITY OF SACRAMENTO
BUILDING DIVISION




4 Remote Manual Pull
At Exit 47" Above Floor

Illustration By Others

RECEIVED

FEB 04 1999

Building Inspection Division



CITY OF SACRAMENTO
FIRE DEPARTMENT
FEB 11 9 1999

* ALL PIPING IS 3/8" BLK.-SCHD. 40
 * AS BUILT PIPING DIMENSIONS TO BE FURNISHED AT FINAL TEST
 * TO BE INSTALLED AS-PER ANSUL MANUAL, NFPA 17A, AND LOCAL FIRE AUTH.
 * MAX. FLOW POINTS IS (11), BEING USED IS (4) FLOW POINTS
 Single Filter Bank

Established 1929
SENTINEL FIRE
 EQUIPMENT COMPANY
 C-16 LICENSE NO. 369137
 5702 BROADWAY, SACRAMENTO, CA 95820 (916) 455-5630

SALES AND SERVICE
 AUTHORIZED DISTRIBUTOR
 RESTAURANT HOOD SYSTEMS
 VEHICLE FIRE PROTECTION

BRAND Ansul JOB NAME Del-Mie # 506 DRAWN BY: MLV
 MODEL R102 41300 ADDRESS 1301 Flower Rd.
 DATE 2-1-99 CITY Sacramento, Ca. 95831 SCALE: 1/4"

NO.	DESCRIPTION	PART NO	NO.	DESCRIPTION	PART NO	NO.	DESCRIPTION	PART NO	NO.	DESCRIPTION	PART NO
1	ANSUL (R102) SYSTEM	99890	6	DUCT NOZZLE	2W	11	RADIANT BOLLER				
2	OTHER		7	PLENUM NOZZLE-8'	1W	12	SALAMANDER NOZZLE				
3	GAS VALVE		8	PLENUM NOZZLE-4'		13	Flow Switch for Manual Select				
4	REMOTE PULL BOX	4835	9	FRYER NOZZLE	3W		INTERFERENCE BY Se.				
5	DETECTOR BRACKET	360° 58837	10	RANGE/GRILL NOZZLE		15					

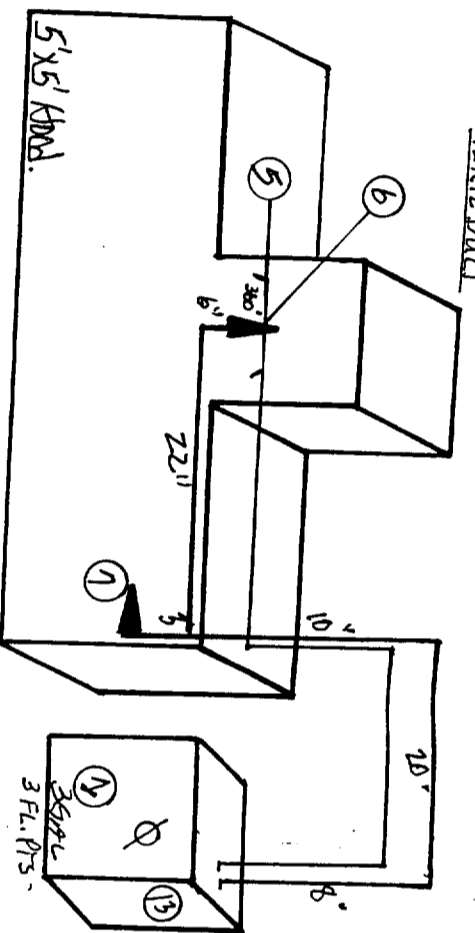
RECEIVED

FEB 04 1999

Building Inspection Division


12x12" Duct

3 1/4" Elect Gas Valve



Plenum & Duct Protection ONLY

Remote Manual Fall
48" Above Floor



ISSUED

FEB 11 1999

*ALL PIPING IS 3/8" BLK.-SCHD. 40
*AS BUILT PIPING DIMENSIONS TO BE FURNISHED AT FINAL TEST
*TO BE INSTALLED AS-PER ANSUL MANUAL, NFPA 17A, AND LOCAL FIRE AUTH.
*MAX. FLOW POINTS IS (1/), BEING USED IS (3) FLOW POINTS
Single Filter Bank

Established 1929
SENTINEL FIRE
EQUIPMENT COMPANY
C-16 LICENSE NO. 369137
5702 BROADWAY, SACRAMENTO, CA 95820 (916) 455-5630

SALES AND SERVICE
ANSUL AUTHORIZED DISTRIBUTOR
• RESTAURANT HOOD SYSTEMS
• VEHICLE FIRE PROTECTION

NO.		DESCRIPTION	PART NO	NO.	DESCRIPTION	PART NO	NO.	DESCRIPTION	PART NO	CITY	JOB NAME	ADDRESS	SCALE:
1	ANSUL (R102)	SYSTEM	79290	6	DUCT NOZZLE	2W	11	RADIANT BROILER		SACRAMENTO CA	REL - An # 506	1301 Florin Rd.	1/4"
2	OTHER			7	PLENUM NOZZLE-8'	2W	12	SALAMANDER NOZZLE					
3	GAS VALVE	1/4" Elect. AGCO	61VC175	8	PLENUM NOZZLE-4'	1W	13						
4	REMOTE PULL BOX		4835	9	FRYER NOZZLE								
5	DETECTOR BRACKET		360	10	RANGE/GRILL NOZZLE		15						Parcel #

BRAND Ankill
MODEL R102 UL300
DATE 2-1-99

JOB NAME REL - An # 506
ADDRESS 1301 Florin Rd.
CITY SACRAMENTO CA 95831

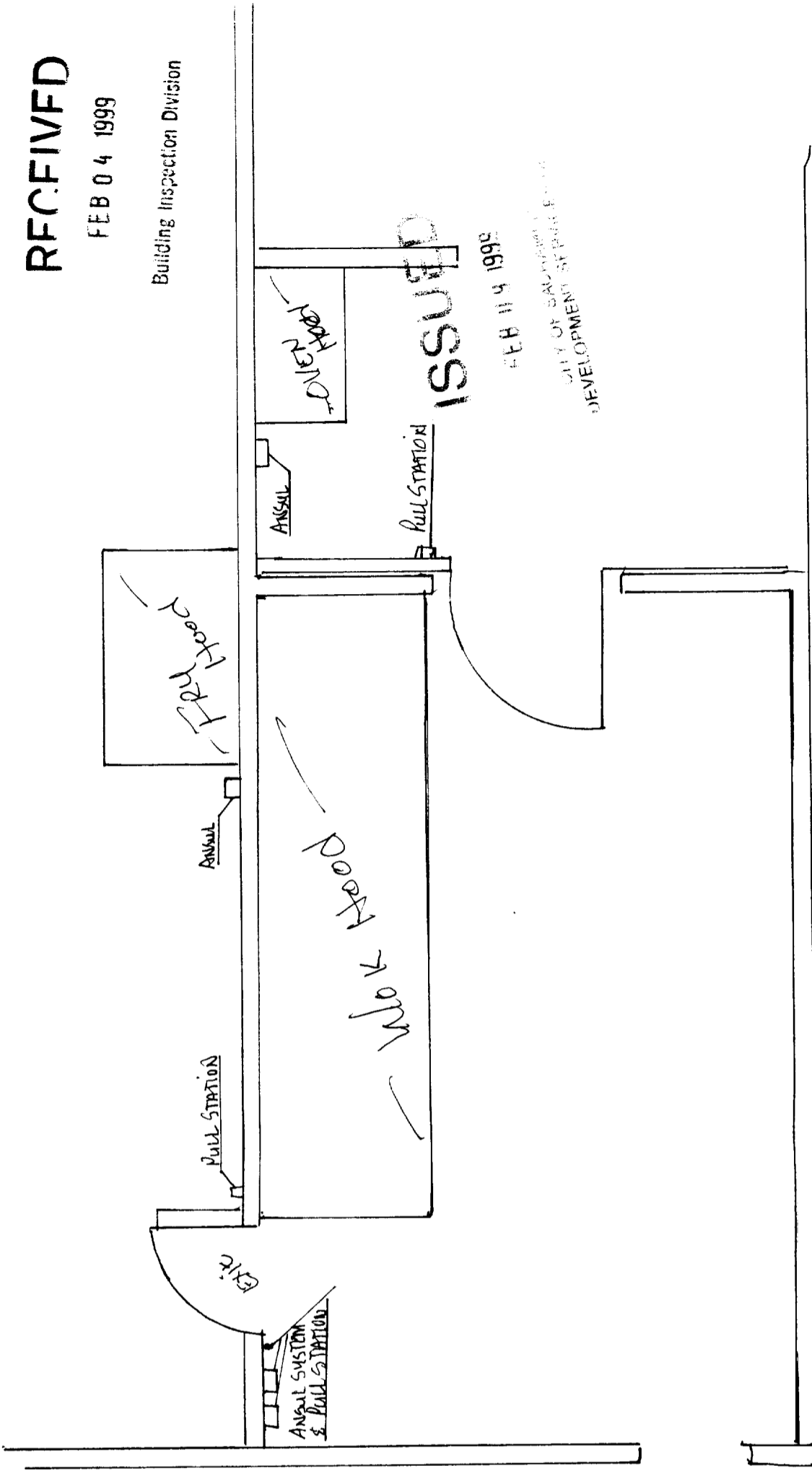
DRAWN BY: [Signature]

INTERLUCE BY GC

RECEIVED

FEB 04 1999

Building Inspection Division



ISSUED

FEB 11 1999

CITY OF SALEM
DEVELOPMENT SERVICES