



1.6

OFFICE OF THE
CITY TREASURER


THOMAS P. FRIERY
TREASURER

CITY OF SACRAMENTO
CALIFORNIA

926 J STREET
SUITE 300
SACRAMENTO, CA
95814-2709

PH 916-264-5168
FAX 916-448-3139

March 22, 2000
BO012NWA.DOC



City Council
Sacramento, California

Honorable Members in Session:

SUBJECT: JANUARY 31, 2000 MONTHLY INVESTMENT TRANSACTION REPORT

LOCATION/COUNCIL DISTRICT: Citywide

RECOMMENDATIONS: This report is for information only.

CONTACT PERSON: Thomas P. Friery, City Treasurer 264-5168

FOR COUNCIL MEETING OF: April 11, 2000

SUMMARY

Chapter 749, Statutes of 1996, requires the City Treasurer to make a monthly investment transaction report to the City Council. This Monthly Investment Transaction Report fulfills that requirement for the month ended January 31, 2000.

COMMITTEE/COMMISSION ACTION: None

BACKGROUND

Chapter 749, Statutes of 1996, was enacted (in addition to Chapter 783, Statutes of 1995) to help avoid a repeat of the December 1994 Orange County investment breakdown that resulted in investment losses for Orange County and other local government entities. This is the investment transaction report required and submitted to Council.

BACKGROUND – Continued

Chapter 749 has two main requirements. The first is that the City Council annually delegates authority to the City Treasurer to invest or reinvest City funds and to sell or exchange securities purchased for a period of one year. Since the delegation of authority, the City Treasurer has assumed full responsibility for the transactions until delegation of authority is revoked or the one year period expires. This delegation was made with the quarterly investment report for the period ended December 31, 2000.

The second requirement is for the City Treasurer to submit a monthly report of the transactions to the City Council. The transactions for the month of January 2000 are attached as follows:

- Attachment A: City Investment Pool A
- Attachment B: The Ann Land/Bertha Henschel Public Trust Mutual Fund
- Attachment C: The Ethel MacLeod Hard Fund for Senior Citizens
- Attachment D: Sacramento Housing and Redevelopment Agency

FINANCIAL CONSIDERATIONS: This report is for information only.


ENVIRONMENTAL CONSIDERATIONS

Ongoing administrative and maintenance activities which are not for purposes of a public works construction project do not constitute a "project" and are exempt from the California Environmental Quality Act (CEQA). CEQA Guidelines, Sections 15061 (b)(1), 15378(b)(3).


EMERGING & SMALL BUSINESS DEVELOPMENT (ESBD) PROGRAM

Because this transaction does not involve the purchase of goods or services for the City, ESBD efforts are not applicable.

Respectfully submitted,


Thomas P. Friery
City Treasurer

Approved for City Council information



Robert P. Thomas
City Manager

Attachments (4)

City of Sacramento
Office of the Treasurer
City Investment Pool A
Investment Transactions
For the Month Ending January 31st, 2000

SETTLEMENT DATE	BUY/SELL	DESCRIPTION	PAR VALUE	PROCEEDS
03-Jan-00	BUY	FNMA DISCOUNT NOTES	3,000,000	\$ 2,917,635
03-Jan-00	BUY	FREDDIE MAC - DISCO	5,694,000	5,693,138
04-Jan-00	BUY	U.S. TREASURY BONDS	1,000,000	941,250
04-Jan-00	BUY	U.S. TREASURY NOTES	5,000,000	4,985,938
04-Jan-00	BUY	AIG FUNDING - CP	10,000,000	9,998,506
04-Jan-00	BUY	FORD MOTOR CREDIT - CP	5,000,000	4,983,929
05-Jan-00	BUY	FREDDIE MAC DISCO	4,000,000	3,882,067
05-Jan-00	BUY	FREDDIE MAC DISCO	1,680,000	1,622,025
05-Jan-00	BUY	AIG FUNDING - CP	5,000,000	4,999,253
06-Jan-00	BUY	FNMA DISCOUNT NOTES	6,000,000	5,999,115
07-Jan-00	BUY	FHLB - DISCOUNT NOTES	18,000,000	17,991,750
10-Jan-00	BUY	FREDDIE MAC - DISCO	4,277,000	4,223,300
11-Jan-00	BUY	FMCC - CP	10,000,000	9,978,494
11-Jan-00	BUY	SLMA - DISC	10,000,000	9,998,469
11-Jan-00	BUY	GMAC - CP	10,000,000	9,989,344
11-Jan-00	BUY	AT&T CORP - CP	10,000,000	9,878,083
12-Jan-00	BUY	U.S. TREASURY NOTES	5,000,000	5,007,031
13-Jan-00	BUY	SLMA DISCO	15,000,000	14,997,779
13-Jan-00	BUY	FMCC - CP	10,000,000	9,989,286
14-Jan-00	BUY	AT&T CAP CORP- N/C	5,900,000	5,947,731
18-Jan-00	BUY	FMCC -CP	10,000,000	9,989,208
18-Jan-00	BUY	GILLETTE - CP	5,000,000	4,999,204
19-Jan-00	BUY	AMEX - CP	10,000,000	9,989,306
19-Jan-00	BUY	U.S. TREASURY BONDS	1,000,000	920,625
20-Jan-00	BUY	INTL LEASE FINANCE - NC	4,000,000	3,992,720
20-Jan-00	BUY	DUKE ENERGY - CP	5,000,000	4,999,253
21-Jan-00	BUY	GILLETTE - CP	9,000,000	8,996,025
24-Jan-00	BUY	AMEX - CP	4,000,000	3,995,784
24-Jan-00	BUY	FANNIE MAE - DISCO	5,000,000	4,856,611
25-Jan-00	BUY	MERRILL LYNCH - CP	10,000,000	9,997,000
26-Jan-00	BUY	FREDDIE MAC - DISCO	10,000,000	9,992,569
26-Jan-00	BUY	U.S. TREASURY BONDS	9,000,000	8,437,500
26-Jan-00	BUY	U.S. TREASURY NOTES	1,000,000	953,594
27-Jan-00	BUY	MERRILL LYNCH - CP	6,000,000	5,982,077
27-Jan-00	BUY	FHLB - 1XCALL - 4/00	4,000,000	4,000,000
27-Jan-00	BUY	GECC - CP	4,000,000	3,979,210
31-Jan-00	BUY	SALLIE MAE - DISCO	10,000,000	9,998,411
31-Jan-00	BUY	FMCC - CP	20,000,000	19,952,250
31-Jan-00	BUY	MERRILL LYNCH - CP	6,000,000	5,999,033
31-Jan-00	BUY	GECC - CP	20,000,000	19,977,756
31-Jan-00	BUY	MERRILL LYNCH - CP	10,000,000	9,993,533
31-Jan-00	BUY	OVERNIGHT SWEEP	31,255,000	31,255,000
Total Buys			338,806,000	\$ 337,280,793

City of Sacramento
Office of the Treasurer
City Investment Pool A
Investment Transactions
For the Month Ending January 31st, 2000

SETTLEMENT DATE	BUY/SELL	DESCRIPTION	PAR VALUE	PROCEEDS
31-Jan-00	CALL	SMALL BUS ADMIN LOAN 2/15/07	10	\$ 10
		Total Calls	10	\$ 10
04-Jan-00	DEP	BANK OF NEW YORK TRANSF ACCT	1,121,262	\$ 1,121,262
07-Jan-00	DEP	BANK OF NEW YORK TRANSF ACCT	508,250	508,250
10-Jan-00	DEP	BANK OF NEW YORK TRANSF ACCT	18,623,725	18,623,725
12-Jan-00	DEP	BANK OF NEW YORK TRANSF ACCT	1,173,413	1,173,413
14-Jan-00	DEP	BANK OF NEW YORK TRANSF ACCT	7,948,748	7,948,748
15-Jan-00	DEP	LOCAL AGENCY INVESTMENT FUND	391,085	391,085
21-Jan-00	DEP	BANK OF NEW YORK TRANSF ACCT	303,975	303,975
24-Jan-00	DEP	BANK OF NEW YORK TRANSF ACCT	350,604	350,604
25-Jan-00	DEP	BANK OF NEW YORK TRANSF ACCT	10,503,000	10,503,000
28-Jan-00	DEP	BANK OF NEW YORK TRANSF ACCT	6,950,000	6,950,000
		Total Deposits	47,874,063	\$ 47,874,063
04-Jan-00	MAT	FREDDIE MAC - DISCO	5,694,000	\$ 5,694,000
04-Jan-00	MAT	FMCC - CP	10,000,000	10,000,000
05-Jan-00	MAT	AIG FUNDING - CP	10,000,000	10,000,000
06-Jan-00	MAT	AIG FUNDING - CP	5,000,000	5,000,000
07-Jan-00	MAT	FNMA DISCOUNT NOTES	6,000,000	6,000,000
10-Jan-00	MAT	GMAC - NC	3,000,000	3,000,000
10-Jan-00	MAT	FHLB - DISCOUNT NOTES	18,000,000	18,000,000
11-Jan-00	MAT	IBM CREDIT - CP	6,691,000	6,691,000
11-Jan-00	MAT	GECC - CP	10,000,000	10,000,000
11-Jan-00	MAT	FMCC - CP	10,000,000	10,000,000
12-Jan-00	MAT	SLMA - DISC	10,000,000	10,000,000
13-Jan-00	MAT	SALOMON BROS - CP	20,000,000	20,000,000
14-Jan-00	MAT	SLMA DISCO	15,000,000	15,000,000
18-Jan-00	MAT	GMAC - CP	10,000,000	10,000,000
19-Jan-00	MAT	GILLETTE - CP	5,000,000	5,000,000
20-Jan-00	MAT	FMCC - CP	10,000,000	10,000,000
21-Jan-00	MAT	DUKE ENERGY - CP	5,000,000	5,000,000
24-Jan-00	MAT	GILLETTE - CP	9,000,000	9,000,000
25-Jan-00	MAT	FORD MOTOR CREDIT - CP	5,000,000	5,000,000
25-Jan-00	MAT	FMCC - CP	10,000,000	10,000,000
25-Jan-00	MAT	FMCC - CP	10,000,000	10,000,000
26-Jan-00	MAT	AMEX - CP	10,000,000	10,000,000
27-Jan-00	MAT	MERRILL LYNCH - CP	10,000,000	10,000,000
31-Jan-00	MAT	FREDDIE MAC - DISCO	10,000,000	10,000,000
31-Jan-00	MAT	AMEX - CP	4,000,000	4,000,000
		Total Maturities	227,385,000	\$ 227,385,000

City of Sacramento
Office of the Treasurer
City Investment Pool A
Investment Transactions
For the Month Ending January 31st, 2000

SETTLEMENT DATE	BUY/SELL	DESCRIPTION	PAR VALUE	PROCEEDS
26-Jan-00	SELL	UST-TRADING	3,000,000	\$ 2,456,719
26-Jan-00	SELL	T BOND 5 1/4 11/15/28	3,000,000	2,456,719
26-Jan-00	SELL	U.S. TREASURY BONDS	1,000,000	937,031
26-Jan-00	SELL	UST - TRADING	3,000,000	2,456,719
Total Sells			10,000,000	\$ 8,307,188
03-Jan-00	WD	BANK OF NEW YORK TRANSF ACCT	6,789,998	\$ 6,789,998
05-Jan-00	WD	BANK OF NEW YORK TRANSF ACCT	803,345	803,345
06-Jan-00	WD	BANK OF NEW YORK TRANSF ACCT	99,115	99,115
11-Jan-00	WD	BANK OF NEW YORK TRANSF ACCT	17,103,392	17,103,392
13-Jan-00	WD	BANK OF NEW YORK TRANSF ACCT	687,065	687,065
18-Jan-00	WD	BANK OF NEW YORK TRANSF ACCT	3,802,343	3,802,343
19-Jan-00	WD	BANK OF NEW YORK TRANSF ACCT	6,595,683	6,595,683
20-Jan-00	WD	BANK OF NEW YORK TRANSF ACCT	101,556	101,556
26-Jan-00	WD	BANK OF NEW YORK TRANSF ACCT	5,028,123	5,028,123
27-Jan-00	WD	BANK OF NEW YORK TRANSF ACCT	4,211,287	4,211,287
31-Jan-00	WD	BANK OF NEW YORK TRANSF ACCT	8,499,646	8,499,646
Total Withdrawals			53,721,552	\$ 53,721,552
Total Portfolio Activity			677,786,625	\$ 674,568,606
Summary of Transactions:				
Buys & Deposits				\$ 385,154,857
Calls, Maturities, Sells, & Withdrawals				289,413,749
Total Activity				\$ 674,568,606

City of Sacramento
Office of the Treasurer
The Ann Land/Bertha Henschell Public Trust Mutual Fund
Investment Transactions
For the Month Ending January 31st, 2000

SETTLEMENT DATE	BUY/SELL	DESCRIPTION	PAR VALUE		COST/ PROCEEDS
07-Jan-00	BUY	PHILLIP MORRIS	1,575	\$	37,780
07-Jan-00	BUY	CATERPILLAR INC DEL	100		4,875
07-Jan-00	BUY	GENERAL MOTORS	150		11,091
07-Jan-00	BUY	SBC COMMUNICATIONS	900		42,244
07-Jan-00	BUY	DU PONT E I DE NEMOURS & CO	230		14,936
07-Jan-00	BUY	EASTMAN KODAK CO	300		19,275
10-Jan-00	BUY	DISNEY (WALT) CO	500		16,250
14-Jan-00	BUY	COMDISCO INC	600		21,038
14-Jan-00	BUY	PEPSICO INC	500		18,531
20-Jan-00	BUY	CARDINAL HEALTH INC	500		29,438
20-Jan-00	BUY	WARNER LAMBERT CO	150		14,006
20-Jan-00	BUY	SMITHKLINE BEECHAM PLC A ADR	500		34,938
20-Jan-00	BUY	INTERNATIONAL BUSINESS MACHI	50		6,091
20-Jan-00	BUY	INTEL CORP	50		5,156
26-Jan-00	BUY	WARNER LAMBERT CO	200		18,388
		Total Buys	6,305	\$	294,035
03-Jan-00	DEP	NATIONS TRSY RESERVES	1,158	\$	1,158
04-Jan-00	DEP	NATIONS TRSY RESERVES	387		387
07-Jan-00	DEP	NATIONS TRSY RESERVES	106,219		106,219
11-Jan-00	DEP	NATIONS TRSY RESERVES	152		152
12-Jan-00	DEP	NATIONS TRSY RESERVES	32		32
13-Jan-00	DEP	NATIONS TRSY RESERVES	38		38
18-Jan-00	DEP	NATIONS TRSY RESERVES	1,522		1,522
24-Jan-00	DEP	NATIONS TRSY RESERVES	152		152
25-Jan-00	DEP	NATIONS TRSY RESERVES	144		144
26-Jan-00	DEP	NATIONS TRSY RESERVES	2,649		2,649
31-Jan-00	DEP	NATIONS TRSY RESERVES	1,798		1,798
		Total Deposits	114,250	\$	114,250
07-Jan-00	SELL	ORACLE CORPORATION	100	\$	11,781
07-Jan-00	SELL	NEWELL RUBBERMAID INC.	500		14,125
07-Jan-00	SELL	NOKIA CORPORATION ADR	50		8,975
07-Jan-00	SELL	MINNESOTA MINING /MFG	130		12,268
07-Jan-00	SELL	MERRILL LYNCH & CO INC	100		7,806
07-Jan-00	SELL	INTERNATIONAL PAPER	200		11,087
07-Jan-00	SELL	DELPHI AUTOMOTIVE SYSTEMS	545		8,175
07-Jan-00	SELL	CISCO SYSTEMS INC	150		15,787
07-Jan-00	SELL	CONOCO INC	613		14,099
07-Jan-00	SELL	CARNIVAL CORP CL-A	250		11,640
07-Jan-00	SELL	THE ALLSTATE CORP	400		9,325

City of Sacramento
Office of the Treasurer
The Ann Land/Bertha Henschell Public Trust Mutual Fund
Investment Transactions
For the Month Ending January 31st, 2000

SETTLEMENT DATE	BUY/SELL	DESCRIPTION	PAR VALUE	COST/ PROCEEDS
07-Jan-00	SELL	AMERICAN HOME PRODUCTS CORP	200	8,012
07-Jan-00	SELL	SCHLUMBERGER LTD	300	16,593
07-Jan-00	SELL	QUALCOMM INCORPORATED	100	17,243
07-Jan-00	SELL	AT&T CORP	250	13,234
07-Jan-00	SELL	SUN MICROSYSTEMS	200	14,975
07-Jan-00	SELL	UNITED HEALTHCARE CORP	600	32,286
07-Jan-00	SELL	THE CHARLES SCHWAB CORP	250	8,953
14-Jan-00	SELL	AT&T CORP	750	38,717
26-Jan-00	SELL	PFIZER INC.	600	21,037
Total Sells			6,288	\$ 296,117
10-Jan-00	WD	NATIONS TRSY RESERVES	15,469	\$ 15,469
14-Jan-00	WD	NATIONS TRSY RESERVES	199	199
20-Jan-00	WD	NATIONS TRSY RESERVES	89,628	89,628
24-Jan-00	WD	NATIONS TRSY RESERVES	90,000	90,000
Total Withdrawals			195,296	\$ 195,296
TOTAL PORTFOLIO ACTIVITY			322,140	\$ 899,698
<u>Summary of Transactions:</u>				
Buys & Deposits				\$ 408,285
Sells & Withdrawals				491,414
TOTAL ACTIVITY				\$ 899,698

City of Sacramento
Office of the Treasurer
Ethel Hart Endowment Fund
Investment Transactions
For the Month Ending January 31st, 2000

SETTLEMENT DATE	BUY/SELL	DESCRIPTION	PAR VALUE		COST/ PROCEEDS
05-Jan-00	BUY	HOME DEPOT	360	\$	4,233
07-Jan-00	BUY	SBC COMMUNICATIONS INC	400		18,300
07-Jan-00	BUY	EXXON MOBIL CORP	110		8,511
07-Jan-00	BUY	EASTMAN KODAK CO	150		9,497
07-Jan-00	BUY	GENERAL MOTORS CORP	50		3,638
07-Jan-00	BUY	CATERPILLAR INC DEL	100		4,888
07-Jan-00	BUY	PHILIP MORRIS CO INC	800		19,050
07-Jan-00	BUY	MORGAN J P & CO INC	30		3,491
07-Jan-00	BUY	DU PONT E I DE NEMOURS & CO	100		6,550
10-Jan-00	BUY	THE WALT DISNEY CO	400		13,000
12-Jan-00	BUY	BIO TECHNOLOGY GENERAL CORP	750		10,688
14-Jan-00	BUY	EARTHLINK NETWORK INC	400		19,950
20-Jan-00	BUY	CARDINAL HEALTH INC	300		17,719
20-Jan-00	BUY	ANDRX CORPORATION	200		11,313
20-Jan-00	BUY	MICROSOFT CORP	50		5,472
20-Jan-00	BUY	INTERNATIONAL BUSINESS MACH	50		6,103
20-Jan-00	BUY	SMITHKLINE BEECHAM	300		20,888
20-Jan-00	BUY	WARNER LAMBERT CO	100		9,350
26-Jan-00	BUY	WARNER LAMBERT CO	100		9,194
Total Buys			4,750	\$	201,833
03-Jan-00	DEP	NATIONS TRSY RESERVES	2,491	\$	2,491
04-Jan-00	DEP	NATIONS TRSY RESERVES	188		188
07-Jan-00	DEP	NATIONS TRSY RESERVES	95,294		95,294
13-Jan-00	DEP	NATIONS TRSY RESERVES	18		18
14-Jan-00	DEP	NATIONS TRSY RESERVES	934		934
18-Jan-00	DEP	NATIONS TRSY RESERVES	760		760
24-Jan-00	DEP	NATIONS TRSY RESERVES	61		61
26-Jan-00	DEP	NATIONS TRSY RESERVES	1,343		1,343
31-Jan-00	DEP	NATIONS TRSY RESERVES	2,696		2,696
Total Deposits			103,785	\$	103,785
05-Jan-00	SELL	HOME DEPOT	240	\$	4,233
07-Jan-00	SELL	INTERNATIONAL PAPER CO	60		3,259
07-Jan-00	SELL	SPRINT CORPORATION	50		4,944
07-Jan-00	SELL	INTEL CORP	50		4,309
07-Jan-00	SELL	INTERNATIONAL BUSINESS MACH	50		5,619
07-Jan-00	SELL	HOME DEPOT	50		3,100
07-Jan-00	SELL	CONOCO INC	306		7,000
07-Jan-00	SELL	COMCAST CORP CLASS A	50		2,372
07-Jan-00	SELL	CARNIVAL CORP CL-A	50		2,319
07-Jan-00	SELL	ORACLE CORP	50		5,456

City of Sacramento
Office of the Treasurer
Ethel Hart Endowment Fund
Investment Transactions
For the Month Ending January 31st, 2000

SETTLEMENT DATE	BUY/SELL	DESCRIPTION	PAR VALUE	COST/ PROCEEDS
07-Jan-00	SELL	CISCO SYSTEMS INC	100	\$ 10,425
07-Jan-00	SELL	EMC CORPORATION	50	5,450
07-Jan-00	SELL	MERCK & CO INC	100	6,544
07-Jan-00	SELL	DELPHI AUTOMOTIVE SYSTEMS	258	3,822
07-Jan-00	SELL	AMGEN INC	50	3,112
07-Jan-00	SELL	WAL MART STORES INC	50	3,250
07-Jan-00	SELL	ABERCROMBIE & FITCH	200	5,300
07-Jan-00	SELL	QWEST COMMUNICATIONS INTL	300	11,981
07-Jan-00	SELL	BOEING CO	100	4,031
07-Jan-00	SELL	UNITED HEALTHCARE CORP	300	16,031
07-Jan-00	SELL	QUALCOMM INCORPORATED	100	16,637
07-Jan-00	SELL	AMERICA ONLINE INC	50	3,944
07-Jan-00	SELL	MCI WORLDCOM INC	50	2,509
07-Jan-00	SELL	STAMPS.COM, INC	200	8,300
07-Jan-00	SELL	SUN MICROSYSTEMS	50	3,659
07-Jan-00	SELL	SAFEWAY INC	50	1,709
07-Jan-00	SELL	AT&T	400	20,749
07-Jan-00	SELL	TIME-WARNER, INC	50	3,391
14-Jan-00	SELL	AT&T	400	20,649
26-Jan-00	SELL	PFIZER INC	300	10,537
		Total Sells	4,114	\$ 204,638
10-Jan-00	WD	NATIONS TRSY RESERVES	12,495	\$ 12,495
12-Jan-00	WD	NATIONS TRSY RESERVES	10,688	10,688
20-Jan-00	WD	NATIONS TRSY RESERVES	70,844	70,844
		Total Withdrawals	94,026	\$ 94,026
		TOTAL PORTFOLIO ACTIVITY	206,675	\$ 604,282
<u>Summary of Transactions:</u>				
		Buys & Deposits		\$ 305,618
		Sells & Withdrawals		298,664
		TOTAL ACTIVITY		\$ 604,282

City of Sacramento
Office of the Treasurer
Sacramento Housing and Redevelopment Agency
Investment Transactions
For the Month Ending January 31st, 2000

SETTLEMENT DATE	BUY/SELL	DESCRIPTION	PAR VALUE	COST/ PROCEEDS
Pool C				
04-Jan-00	BUY	FHLB - DISCOUNT NOTES	3,000,000	\$ 2,999,565
05-Jan-00	BUY	FANNIE MAE DISCO	3,000,000	2,999,565
06-Jan-00	BUY	FANNIE MAE DISCO	1,000,000	985,571
06-Jan-00	BUY	FNMA DISCOUNT NOTES	2,000,000	1,999,705
07-Jan-00	BUY	SLMA - DISCO	2,000,000	1,999,110
Total Buys			11,000,000	\$ 10,983,516
04-Jan-00	DEP	PL C -> TRNSF -> PL D 2/2/00	7,125	\$ 7,125
05-Jan-00	DEP	PL C -> TRNSF -> PL D 2/2/00	435	435
06-Jan-00	DEP	PL C -> TRNSF -> PL D 2/2/00	14,724	14,724
07-Jan-00	DEP	PL C -> TRNSF -> PL D 2/2/00	890	890
10-Jan-00	DEP	PL C -> TRNSF -> PL D 2/2/00	2,000,000	2,000,000
14-Jan-00	DEP	PL C -> TRNSF -> PL D 2/2/00	283	283
20-Jan-00	DEP	PL C -> TRNSF -> PL D 2/2/00	1,000,000	1,000,000
31-Jan-00	DEP	PL C -> TRNSF -> PL D 2/2/00	1,026,875	1,026,875
Total Deposits			4,050,332	\$ 4,050,332
05-Jan-00	MAT	FHLB - DISCOUNT NOTES	3,000,000	\$ 3,000,000
06-Jan-00	MAT	FANNIE MAE DISCO	3,000,000	3,000,000
07-Jan-00	MAT	FNMA DISCOUNT NOTES	2,000,000	2,000,000
10-Jan-00	MAT	SLMA - DISCO	2,000,000	2,000,000
20-Jan-00	MAT	FMCDN 5.39% 01/20/00	1,000,000	1,000,000
31-Jan-00	MAT	U.S. TREASURY NOTES	1,000,000	1,000,000
Total Maturities			12,000,000	\$ 12,000,000
31-Jan-00	SELL	U.S. TREASURY NOTES	1,000,000	\$ 1,008,468
31-Jan-00	SELL	FNMA - BULLET	1,065,000	1,066,750
31-Jan-00	SELL	FNMA - BULLET	1,000,000	999,991
Total Sells			3,065,000	\$ 3,075,209
03-Jan-00	WD	PL C -> TRNSF -> PL D 2/2/00	2,999,546	\$ 2,999,546
10-Jan-00	WD	PL C -> TRNSF -> PL D 2/2/00	500,000	500,000
11-Jan-00	WD	PL C -> TRNSF -> PL D 2/2/00	600,000	600,000
13-Jan-00	WD	PL C -> TRNSF -> PL D 2/2/00	500,000	500,000
14-Jan-00	WD	PL C -> TRNSF -> PL D 2/2/00	400,000	400,000
21-Jan-00	WD	PL C -> TRNSF -> PL D 2/2/00	1,025,429	1,025,429
31-Jan-00	WD	PL C -> TRNSF -> PL D 2/2/00	1,026,875	1,026,875
Total Withdrawals			7,051,849	\$ 7,051,849
TOTAL POOL C			37,167,181	\$ 37,160,906

City of Sacramento
Office of the Treasurer
Sacramento Housing and Redevelopment Agency
Investment Transactions
For the Month Ending January 31st, 2000

SETTLEMENT DATE	BUY/SELL	DESCRIPTION	PAR VALUE	COST/ PROCEEDS
Pool D				
11-Jan-00	BUY	FHLB - DISCO	5,000,000	\$ 4,999,236
26-Jan-00	BUY	AIG FUNDING - CP	4,000,000	3,999,397
27-Jan-00	BUY	DAIMLER CHRYSLER - NC	2,000,000	2,004,060
27-Jan-00	BUY	WORLDCOM SNR.NT - NC	2,000,000	2,014,940
31-Jan-00	BUY	U.S. TREASURY NOTES	1,000,000	1,008,468
31-Jan-00	BUY	MERRILL LYNCH - CP	1,000,000	999,839
		Total Buys	15,000,000	\$ 15,025,940
01-Jan-00	CALL	GNMA #277762	140	\$ 140
		Total Calls	140	\$ 140
03-Jan-00	DEP	NATIONS TRSY RESERVES	59,350	\$ 59,350
04-Jan-00	DEP	NATIONS TRSY RESERVES	1,394	1,394
07-Jan-00	DEP	NATIONS TRSY RESERVES	500	500
10-Jan-00	DEP	NATIONS TRSY RESERVES	60,000	60,000
11-Jan-00	DEP	NATIONS TRSY RESERVES	764	764
12-Jan-00	DEP	NATIONS TRSY RESERVES	5,000,000	5,000,000
12-Jan-00	DEP	LOCAL AGENCY INVESTMENT FUNC	5,000,000	5,000,000
14-Jan-00	DEP	NATIONS TRSY RESERVES	400,000	400,000
14-Jan-00	DEP	NATIONS TRSY RESERVES	60,406	60,406
15-Jan-00	DEP	LOCAL AGENCY INVESTMENT FUNC	67,596	67,596
18-Jan-00	DEP	NATIONS TRSY RESERVES	780	780
19-Jan-00	DEP	LOCAL AGENCY INVESTMENT FUNC	3,600,000	3,600,000
19-Jan-00	DEP	NATIONS TRSY RESERVES	2,000,000	2,000,000
21-Jan-00	DEP	LOCAL AGENCY INVESTMENT FUNC	1,100,000	1,100,000
21-Jan-00	DEP	NATIONS TRSY RESERVES	1,025,429	1,025,429
26-Jan-00	DEP	NATIONS TRSY RESERVES	4,097,401	4,097,401
31-Jan-00	DEP	NATIONS TRSY RESERVES	1,026,875	1,026,875
		Total Deposits	23,500,494	\$ 23,500,494
11-Jan-00	MAT	FMCC - CP	5,000,000	\$ 5,000,000
12-Jan-00	MAT	FHLB - DISCO	5,000,000	5,000,000
19-Jan-00	MAT	FREDDIE MAC - DISCO	2,000,000	2,000,000
27-Jan-00	MAT	AIG FUNDING - CP	4,000,000	4,000,000
		Total Maturities	16,000,000	\$ 16,000,000
06-Jan-00	WD	NATIONS TRSY RESERVES	150,000	\$ 150,000
06-Jan-00	WD	LOCAL AGENCY INVESTMENT FUNC	350,000	350,000
07-Jan-00	WD	NATIONS TRSY RESERVES	16,848	16,848
07-Jan-00	WD	PACIFIC HORIZON - VAR RATE	500	500
07-Jan-00	WD	LOCAL AGENCY INVESTMENT FUNC	170,000	170,000
12-Jan-00	WD	NATIONS TRSY RESERVES	5,000,000	5,000,000

City of Sacramento
Office of the Treasurer
Sacramento Housing and Redevelopment Agency
Investment Transactions
For the Month Ending January 31st, 2000

SETTLEMENT DATE	BUY/SELL	DESCRIPTION	PAR VALUE	COST/ PROCEEDS
19-Jan-00	WD	NATIONS TRSY RESERVES	2,440,379	\$ 2,440,379
21-Jan-00	WD	NATIONS TRSY RESERVES	1,100,000	1,100,000
24-Jan-00	WD	LOCAL AGENCY INVESTMENT FUNC	400,000	400,000
25-Jan-00	WD	LOCAL AGENCY INVESTMENT FUNC	300,000	300,000
26-Jan-00	WD	NATIONS TRSY RESERVES	3,999,397	3,999,397
26-Jan-00	WD	LOCAL AGENCY INVESTMENT FUNC	4,200,000	4,200,000
27-Jan-00	WD	NATIONS TRSY RESERVES	71,822	71,822
28-Jan-00	WD	LOCAL AGENCY INVESTMENT FUNC	300,000	300,000
31-Jan-00	WD	NATIONS TRSY RESERVES	999,839	999,839
Total Withdrawals			19,498,785	\$ 19,498,785
TOTAL POOL D			73,999,419	\$ 74,025,358
POOL J				
04-Jan-00	DEP	NATIONS RESERVE CLEARING	18,272	\$ 18,272
Total Deposits			18,272	\$ 18,272
04-Jan-00	WD	NATIONS RESERVE CLEARING	6,454,848	\$ 6,454,848
Total Withdrawals			6,454,848	\$ 6,454,848
TOTAL POOL J			6,473,120	\$ 6,473,120
POOL K				
04-Jan-00	DEP	NATIONS TRSY RESERVES	3,019	\$ 3,019
Total Deposits			3,019	\$ 3,019
TOTAL POOL K			3,019	\$ 3,019
TOTAL AGENCY ACTIVITY			117,642,738	\$ 117,662,403
Summary of Transactions:				
Buys & Deposits				\$ 53,581,572
Calls, Maturities, Sells, & Withdrawals				64,080,831
TOTAL ACTIVITY				\$ 117,662,403