

CITY OF SACRAMENTO
1231 I Street, Sacramento, CA 95814

Permit No: 0315786
Insp Area: 4
Thos Bros: 277 F3

Site Address: 3640 NORTHGATE BL SAC
Parcel No: 250-0360-018

Sub-Type: REM
Housing (Y/N): N

CONTRACTOR
PACIFIC BANK TECHNOLOGY INC.
96 NORTH SUNNYSLOPE AV
PASADENA, CA 91107

OWNER
CARTWRIGHT HOLDING COMPANY
425 CALIFORNIA ST #222
SAN FRANCISCO CA 94104

ARCHITECT
SZTO ASSOC
133 KEARY ST
SAN FRANCISCO 94108

Nature of Work: INSTALL NEW DROP CEILING, NEW LIGHTS, MODIFY HVAC & SPRINKLER SYSTEM

CONSTRUCTION LENDING AGENCY : I hereby affirm under penalty of perjury that there is a construction lending agency for the performance of the work for which this permit is issued (Sec. 3097, Civ. C).

Lender's Name _____ Lender's Address _____

LICENSED CONTRACTORS DECLARATION: I hereby affirm under penalty of perjury that I am licensed under provisions of Chapter 9 (commencing with section 7000) of Division 3 of the Business and Professions Code and my license is in full force and effect.

License Class B License Number 645950 Date 12/3/03 Contractor Signature [Signature]

OWNER-BUILDER DECLARATION: I hereby affirm under penalty of perjury that I am exempt from the contractors License Law for the following reason (Sec. 7031.5, Business and Professions Code; any city or county which requires a permit to construct, alter, improve, demolish, or repair any structure, prior to its issuance, also requires the applicant for such permit to file a signed statement that he or she is licensed pursuant to the provisions of the Contractors License Law (Chapter 9 (commencing with Section 7000) of Division 8 of the Business and Professions Code) or that he or she is exempt therefrom and the basis for the alleged exemption. Any violation of Section 7031.5 by any applicant for a permit subjects the applicant to a civil penalty of not more than five hundred dollars (\$500.00);

____ I, as a owner of the property, or my employees with wages as their sole compensation, will do the work, and the structure is not intended or offered for sale (Sec. 7044, Business and Professional Code: The Contractors License Law does not apply to an owner of property who builds or improves thereon, and who does such work himself or herself or through his/her own employees, provided that such improvements are not intended or offered for sale. If, however, the building or improvement is sold within one year of completion, the owner-builder will have the burden of proving that he/she did not build or improve for the purpose of sale.)

____ I, as owner of the property, am exclusively contracting with licensed contractors to construct the project (Sec. 7044, Business and Professions Code: The Contractors License Law does not apply to an owner of property who builds or improves thereon, and who contracts for such projects with a contractor(s) licensed pursuant to the Contractors License Law).

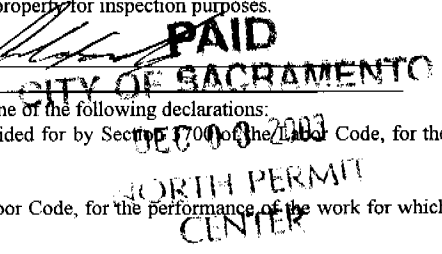
____ I am exempt under Sec. _____ B & PC for this reason: _____

Date _____ Owner Signature _____

IN ISSUING THIS BUILDING PERMIT, the applicant represents, and the city relies on the representation of the applicant, that the applicant verified all measurements and locations shown on the application or accompanying drawings and that the improvement to be constructed does not violate any law or private agreement relating to permissible or prohibited locations for such improvements. This building permit does not authorize any illegal location of any improvement or the violation of any private agreement relating to location of improvements.

I certify that I have read this application and state that all information is correct. I agree to comply with all city and county ordinances and state laws relating to building construction and hereby authorize representative(s) of this city to enter upon the abovementioned property for inspection purposes.

Date 12/3/03 Applicant/Agent Signature [Signature]



WORKER'S COMPENSATION DECLARATION: I hereby affirm under penalty of perjury one of the following declarations:

____ I have and will maintain a certificate of consent to self-insure for workers' compensation as provided for by Section 7000 of the Labor Code, for the performance of work for which the permit is issued.

[Signature] I have and will maintain workers' compensation insurance, as required by Section 3700 of the Labor Code, for the performance of the work for which this permit is issued. My workers' compensation insurance carrier and policy number are:

Carrier STATE COMPENSATION Policy Number 1749071 Exp Date 07/01/2004

____ (This section need not be completed if the permit is for \$100 or less) I certify that in the performance of the work for which this permit is issued, I shall not employ any person in any manner so as to become subject to the workers' compensation laws of California and agree that if I should become subject to the workers' compensation provisions of Section 3700 of the Labor Code, I shall forthwith comply with those provisions.

Date 12/3/03 Applicant Signature [Signature]

WARNING: FAILURE TO SECURE WORKER'S COMPENSATION COVERAGE IS UNLAWFUL AND SHALL SUBJECT AN EMPLOYER TO CRIMINAL PENALTIES AND CIVIL FINES UP TO ONE HUNDRED THOUSAND DOLLARS (\$100,000) IN ADDITION TO THE COST OF COMPENSATION, DAMAGES AS PROVIDED FOR IN SECTION 3706 OF THE LABOR CODE, INTEREST AND ATTORNEY'S FEE.

THIS PERMIT SHALL EXPIRE BY LIMITATION IF WORK IS NOT COMMENCED WITHIN 180 DAYS.



RSA Analysis, Inc.
111 Natoma Street
Folsom, CA 95630
916.351.9842

TEST AND BALANCE REPORT:

**WELLS FARGO NBBC
3640 NORTHGATE BLVD.
SACRAMENTO, CA**

MECHANICAL CONTRACTOR: **COMM-AIR**

MECHANICAL ENGINEER: **EYP MISSION CRITICAL FACILITIES, INC.**

PROJECT NO: 5113
DATE: 3/2/2004
TECHNICIAN: SHANNON HALL
TBE: MICHAEL T. RENOVICH



THIS IS TO CERTIFY THAT RSA ANALYSIS, INC. HAS BALANCED THE SYSTEM DESCRIBED HEREIN TO THEIR OPTIMUM PERFORMANCE CAPABILITIES, UNLESS OTHERWISE NOTED IN THE PROJECT SUMMARY. THE TESTING AND BALANCING HAS BEEN PERFORMED IN ACCORDANCE WITH THE STANDARD REQUIREMENTS AND PROCEDURES OF THE ASSOCIATED AIR BALANCE COUNCIL AND THE RESULTS OF THESE TESTS ARE HEREIN RECORDED.



Table of Contents

DESCRIPTION	PAGE
PERFORMANCE GUARANTEE	A
CERTIFICATE	B-C
GENERAL NOTES	D
SYMBOL SHEET	E-G
TEST & BALANCE INSTRUMENTATION	H
PROJECT SUMMARY	I
 UNIT	
HP-22	1-2
HP-23	3-4
HP-24	5-6
HP-32	7-8
HP-33	9-10
HP-34	11-12
HP-46	13-14
HP-47	15-16
SCHEMATIC	17

AABC National Performance Guaranty

Pursuant to the agreement between

RSAnalysis, Inc.

AABC Certified Testing & Balancing Agency

and COMM-AIR
Client

All systems shall be balanced in accordance with the plans and specifications and to the optimum performance capabilities of the equipment and design. Testing and balancing shall be done in accordance with the standards published by the Associated Air Balance Council.

If for any reason, the Agency listed above fails to comply with the specifications, with the exception of termination of business by the Agency, equipment malfunction or inadequacy, or improper design, which prevents proper balancing of the systems, the Associated Air Balance Council will provide supervisory personnel to assist the Agency to perform the work in accordance with AABC Standards.

As part of this Performance Guaranty, the engineer or building owner may call upon AABC to assist him with any technical and/or field problems pertaining to the final balanced condition of systems. These services will be made available at no additional charge by the above agency or by AABC National Headquarters.

Project Name WELLS FARGO NBBC

Address 3640 NORTHGATE BLVD.

SACRAMENTO, CA

Name of Engineer JAY MADDEN

Engineering Firm EYP MISSION CRITICAL FACILITIES, INC.

Address 49 STEVENSON ST., #200

SAN FRANCISCO, CA 94105

Date 03/02/04

TBE # 93-01-32

By 
AABC Certified TBE MICHAEL T. RENOVICH



AABC

**Associated Air
Balance Council**

1518 K Street, N.W.
Washington, D.C. 20005
202-737-0202 • Fax 202-638-4833
aabchq@aol.com • www.aabchq.com

GENERAL NOTES

1. CORRECTION FOR TEMPERATURE AND ALTITUDE HAVE BEEN MADE ON ALL TEST RESULTS SHOWN IN THIS REPORT.
2. CEILING DIFFUSERS WERE MEASURED WITH A DIRECT CFM READ-OUT METER. (SEE CALIBRATION SHEET).
3. OUTLETS FOR THE FANS WERE NUMBERED WITH CLOSEST TO THE FAN AS #1.
4. ALL CORRECTIONS FOR INSTRUMENTS USED FOR TESTING AND BALANCING ARE TRACEABLE BACK TO THE NATIONAL BUREAU OF STANDARDS AND ARE TESTED IN OUR OWN LAB.

SYMBOL SHEET

AHU	AIR HANDLING UNIT
AC OR ACU	AIR CONDITIONER UNIT
ACCU	AIR COOLED CONDENSING UNIT
ADJ P.D.	ADJUSTED PITCH DIAMETER
AMP	AMPERERE
AVG	AVERAGE
B.H.P.	BRAKE HORSEPOWER
C.D.	CEILING DIFFUSER
CFM	CUBIC FEET PER MINUTE
C.E.	CEILING EXHAUST
CEF	CEILING EXHAUST FAN
CH	CHILLER
CHWR	CHILLED WATER RETURN
CHW OR CHWS	CHILLED WATER SUPPLY
C.R.	CEILING RETURN
CT	COOLING TOWER
CWR	CONDENSER WATER RETURN
CW OR CWS	CONDENSER WATER SUPPLY
DB	DRY BULB
D.D.	DIRECT DRIVE
D.P.	DIFFERENCE, NET DECREASE OR INCREASE
DIA	DIAMETER
D.N.A.	DATA NOT AVAILABLE
D.N.L	DATA NOT LISTED
EAT	ENTERING AIR TEMPERATURE
EDC	ELECTRIC DUCT COIL
EDH	ELECTRIC DUCT HEALER
EF	EXHAUST FAN
EMCS	ENERGY MANAGEMENT CONTROL SYSTEM (S)
EWT	ENTERING WATER TEMPERATURE
FCU	FAN COIL UNIT
FH	FUME HOOD
FG	FLOOR GRILLE
F.E.	FLOOR EXHAUST OR RETURN
F.L.A	FULL LOAD AMPERAGE
FPB	FAN POWERED BOX
FPM	FEET PER MINUTE
F.S.	FLOOR SUPPLY
F.S.R	FLOOR SUPPLY REGISTER
FT. HD	FEET OF HEAD
FTU	FAN TERMINAL UNIT
GPM	GALLONS PER MINUTE
GFH	GAS FIRED HEATER

HC	HEATING COIL
HEATER O.L.	THERMAL OVERLOAD PROTECTION FOR MOTORS LOCATED AT THE MOTOR STARTER
HEPA	HIGH EFFICIENCY PARTICULATE ARRESTANCE
H.F.	HEPA FILTER
HOA	HAND/OFF/AUTO SWITCH
H.P.	HORSEPOWER
HPS	HIGH PRESSURE STEAM
HRC	HEAT RECOVERY COIL OR HEAT RECLAIM COIL
HVAC	HEATING, VENTILATION AND AIR CONDITIONING
HWR	HOT WATER RETURN OR HEATING WATER RETURN
HWS	HOT WATER SUPPLY OR HEATING WATER SUPPLY
HX	HEAT EXCHANGER
I.D.	INSIDE DIAMETER
LAT	LEAVING AIR TEMPERATURE
L.D.	LINEAR SUPPLY DIFFUSER
LPS	LOW PRESSURE STEAM
L.T.	LIGHT TROFFER
LWG	LOW WALL GRILLE
LWR	LOW WALL RETURN
LWT	LEAVING WATER TEMPERATURE
MAU/MUA	MAKE UP AIR UNIT
MBH	1,000 BTUS PER HOUR
N.A.	NOT ACCESSIBLE
N.I.	NOT INSTALLED
N.T.	NOT TAKEN
N.V.L	NO VALID LOCATION
N.Z.	NOZZLE
O.D.	OUTSIDE DIAMETER
OPEN	NO TERMINAL DEVICE INSTALLED
O.S.A. MIN	OUTSIDE AIR MINIMUM
OAT	OUTSIDE AIR TEMPERATURE
PF	POWER FACTOR
PHC	PREHEAT COIL
PHC	PHASE (S)
PMP	CIRCULATING PUMP
P.P	PERFORATED PLATE
PSI	POUNDS PER SQUARE INCH
P.T.	PITOT TRAVERSE
RA	RETURN AIR
RF	RETURN AIR FAN
R.G.	RETURN GRILLE
RHC	REHEAT COIL
RPM	REVOLUTIONS PER MINUTE

SA	SUPPLY AIR
SAT	SUPPLY AIR TEMPERATURE
S.D.	SUPPLY DIFFUSER
SEF	SMOKE EXHAUST FAN
SF (AIR)	SUPPLY FAN
S.F. (ELECT)	SERVICE FACTORS
SHC	STEAM HEATING COIL
S.P. "W.C."	STATIC PRESSURE RESISTANCE, MEASURED IN INCHES OF WATER COLUMN
S.W.E.	SIDEWALL EXHAUST
S.W.R.	SIDEWALL RETURN
S.W.S.	SIDEWALL SUPPLY
TAB	TESTING, ADJUSTING, AND BALANCING
TSP	TOTAL STATIC PRESSURE
UH	UNIT HEATER
V	VOLTS
VAV	VARIABLE AIR VOLUME
VD	VOLUME DAMPER
VFD	VARIABLE FREQUENCY DRIVE
VP	VELOCITY PRESSURE
W	WATTS
WB	WET BULB
W.G.	WATER GAUGE
F	DEGREES FAHRENHEIT
ΔP	DIFFERENTIAL (DELTA) PRESSURE OR PRESSURE DROP
ΔT	DIFFERENTIAL (DELTA) TEMPERATURE, NET TEMPERATURE DECREASE OR INCREASE
#	POUNDS PER SQUARE INCH

PROJECT SUMMARY

UNITS BALANCED IN A 100% RETURN MODE, AND REREAD IN A 100% OUTSIDE AIR MODE . WE WERE ASKED NOT TO MAKE ANY ADJUSTMENT TO THE ECONOMIZER DAMPER AS PER JAMES BOES WITH ABLE ENGINEERING SERVICES.

MOST UNITS HAVE POWER EXHAUST FANS THAT LOOK LIKE THEY WERE ATTACHED ON AS AN AFTERMARKET TYPE SET- UP. THE POWER EXHAUST FANS APPEAR TO BE UNDERSIZED. SO WHEN THE UNITS GO INTO ECONOMIZER MODE THE BUILDING GOES TO A POSITIVE CONDITION OF +0.09" W.C. WHEN THE UNITS WERE PUT INTO RETURN MODE THE BUILDING PRESSURE DROPS TO +0.03" W.C.



AIR MOVING EQUIPMENT DATA

AREA SERVED _____

FAN	HP-22	EQUIPMENT MFG.	TRANE
EQUIP. LOCATION	ROOF	MODEL	WCD120B400DB
TYPE / SIZE	-	SERIAL NUMBER	K25100188D

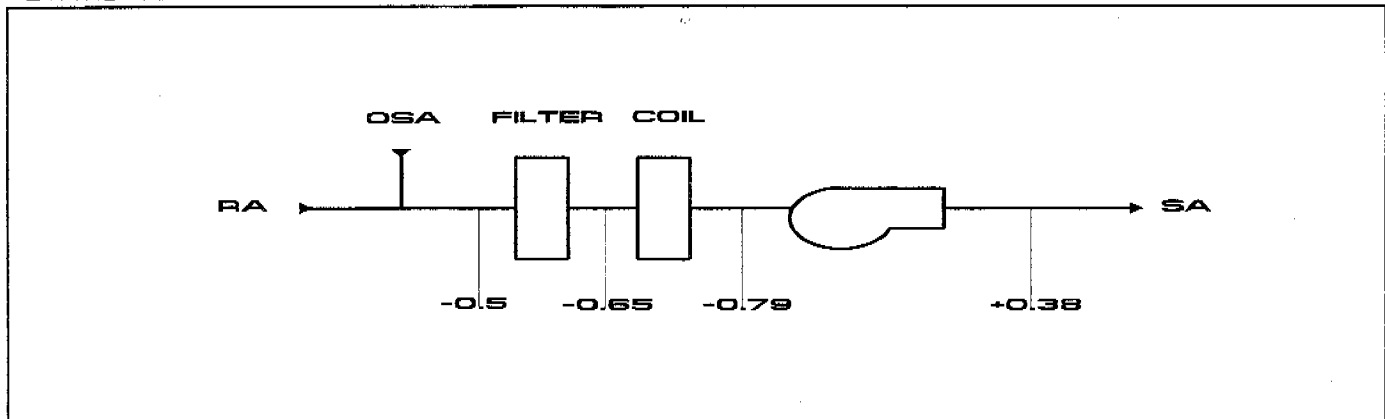
FAN DATA

	SPECIFIED	ACTUAL		
TOTAL CFM- FAN	DNL	NVL	FAN SHEAVE	7.0 O.D.
TOTAL CFM - OUTLET	4675	4565	FAN SHAFT	1"
R/A CFM	4810	3845	SHAFT C / C	TENTIONER
O/A CFM	-	720	BELT SIZE / NUMBER	B X 61 / 1
FAN RPM	DNL	892	MOTOR SHEAVE	VP44
ESP	DNL	.88	MOTOR SHAFT	7 / 8
INLET SP		0.50	SHEAVE ADJ.	MID
DISCHARGE SP		0.38	FIXED SHEAVE	<input type="checkbox"/>
FILTER ΔP		0.15		
SCP		-		

MOTOR DATA

		SPECIFIED	ACTUAL
MOTOR MFG.	MARATHON	VOLTAGE	460 493 - 493 - 493
MOTOR HP	3	AMPERAGE	4.6 4.1 - 3.8 - 4.1
SERVICE FACTOR	1.15	MOTOR BHP	- 2.61
PHASE / Hz	3 / 60	MOTOR RPM	1725 1758
HEATER SIZE / RATING	-	SPEED	- -
MOTOR FRAME#	145T		

STATIC FAN PROFILE



REMARKS:



DIFFUSER AND GRILLE TEST SHEET

ROOM	OUTLET NO.	CODE	SIZE	EFFECTIVE AREA	DESIGN		INITIAL	FINAL	
					FPM	CFM	CFM	CFM ⁽¹⁾	CFM ⁽²⁾
	1	CD	2X2			425	540	430	425
	2	CD	2X2			425	480	440	425
	3	LSD	4' X 1"			280	125	130	125 ⁽³⁾
	4	CD	2X2			280	330	345	335 ⁽³⁾
	5	CD	2X2			525	540	550	540
	6	LSD	4' X 1"			280	200	280	265
	7	LSD	4' X 1"			280	215	295	280
	8	CD	2X2			525	505	530	510
	9	LSD	4' X 1"			280	235	285	270
	10	LSD	4' X 1"			280	260	290	280
	11	CD	2X2			535	565	560	550
	12	LSD	4' X 1"			280	300	290	280
	13	LSD	4' X 1"			280	125	295	280
TOTAL HP-22						4675	4420	4720	4565
	14	CR	2X2			970	825	565	825
	15	CR	2X2			960	855	530	855
	16	CR	2X2			960	720	460	720
	17	CR	2X2			960	660	670	660
	18	CR	2X2			960	785	540	785
TOTAL RETURN						4810	3845	2765	3845

REMARKS:
 (1) 100% OSA
 (2) 100% RETURN
 (3) NO VOLUME DAMPER



AIR MOVING EQUIPMENT DATA

AREA SERVED _____

FAN	HP-23	EQUIPMENT MFG.	TRANE
EQUIP. LOCATION	ROOF	MODEL	WCD048C4D00BC
TYPE / SIZE	-	SERIAL NUMBER	K351025B2D

FAN DATA

	SPECIFIED	ACTUAL
TOTAL CFM- FAN	DNL	NVL
TOTAL CFM - OUTLET	1950	1920
R/A CFM	1950	1340
O/A CFM	0	180
FAN RPM	DNL	DD.
ESP	DNL	0.72
INLET SP		0.26
DISCHARGE SP		0.46
FILTER ΔP		0.11
SCP		-

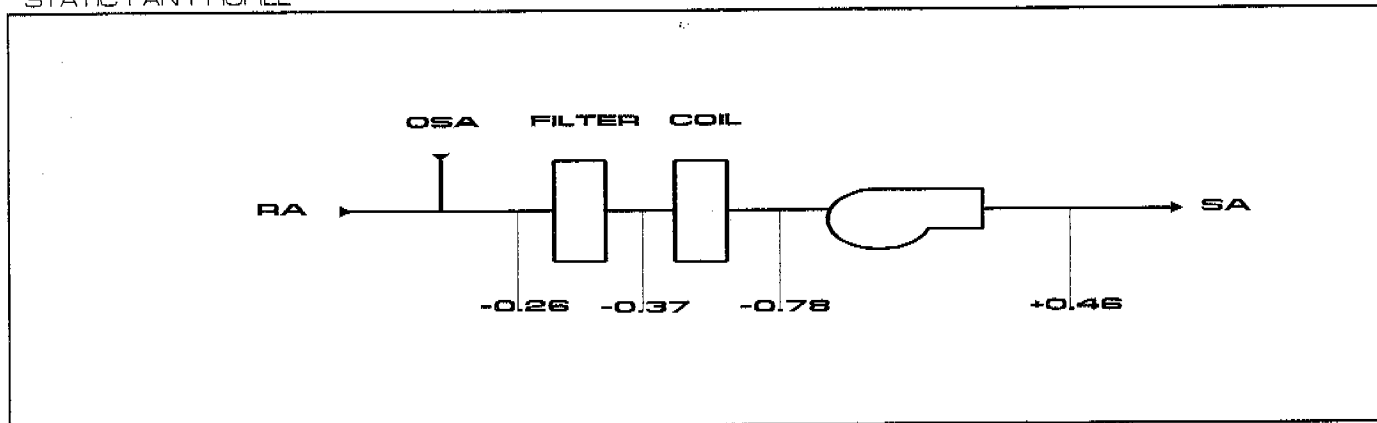
FAN SHEAVE	DD.
FAN SHAFT	DD.
SHAFT C / C	DD.
BELT SIZE / NUMBER	DD.
MOTOR SHEAVE	DD.
MOTOR SHAFT	DD.
SHEAVE ADJ.	DD.
FIXED SHEAVE	<input type="checkbox"/> DD.

MOTOR DATA

MOTOR MFG.	GE
MOTOR HP	0.75
SERVICE FACTOR	-
PHASE / Hz	3 / 60
HEATER SIZE / RATING	-
MOTOR FRAME#	-

	SPECIFIED	ACTUAL
VOLTAGE	460	493 - 492 - 492
AMPERAGE	3.0	2.4 - 2.3 - 2.5
MOTOR BHP	-	-
MOTOR RPM	1550	DD.
SPEED	-	HIGH

STATIC FAN PROFILE



REMARKS:



DIFFUSER AND GRILLE TEST SHEET

ROOM	OUTLET NO.	CODE	SIZE	EFFECTIVE AREA	DESIGN		INITIAL	FINAL	
					FPM	CFM	CFM	CFM ⁽¹⁾	CFM ⁽²⁾
1	OD	2X2				375	400	415	375
2	OD	2X2				375	400	410	370
3	OD	2X2				375	420	415	375
4	OD	2X2				325	410	360	325
5	OD	2X2				500	540	520	475
TOTAL SUPPLY						1950	2170	2120	1920
6	CR	2X2				500	505	440	505 ⁽³⁾
7	CR	2X2				500	395	360	400 ⁽³⁾
8	CR	2X2				450	365	330	375 ⁽³⁾
9	CR	2X2				500	440	415	460 ⁽³⁾
TOTAL RETURN						1950	1705	1545	1740

REMARKS:
 (1) 100% OSA
 (2) 100% RETURN
 (3) UNABLE TO ADJUST VOLUME DAMPERS DUE TO HEIGHT OF DUCTWORK IN TRAINING ROOM



AIR MOVING EQUIPMENT DATA

AREA
SERVED BREAKROOM

FAN	HP-24	EQUIPMENT MFG.	TRANE
EQUIP. LOCATION	ROOF	MODEL	DNA
TYPE / SIZE	-	SERIAL NUMBER	DNA

FAN DATA

	SPECIFIED	ACTUAL
TOTAL CFM- FAN	DNL	NVL
TOTAL CFM - OUTLET	2200	2115
R/A CFM	2100	1645
O/A CFM	100	470
FAN RPM	DNL	847
ESP	DNL	0.56
INLET SP		0.28
DISCHARGE SP		0.28
FILTER ΔP		0.10
SCP		-

FAN SHEAVE	5.75
FAN SHAFT	3 / 4
SHAFT C / C	17
BELT SIZE / NUMBER	A46 / 1

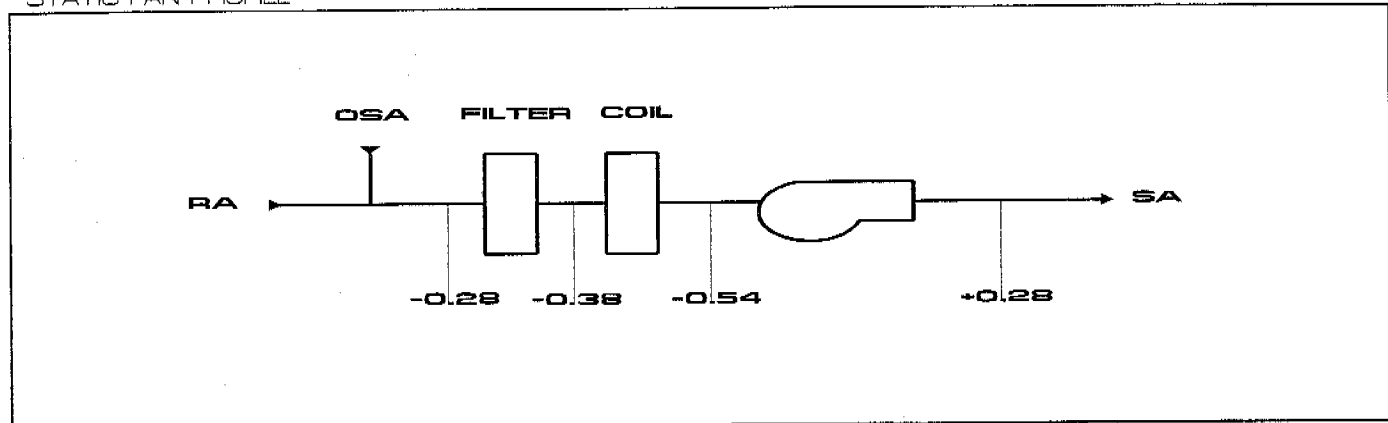
MOTOR SHEAVE	VL40
MOTOR SHAFT	7 / 8
SHEAVE ADJ.	MID
FIXED SHEAVE	<input type="checkbox"/>

MOTOR DATA

MOTOR MFG.	CENTURY
MOTOR HP	2
SERVICE FACTOR	1.25
PHASE / Hz	3 / 60
HEATER SIZE / RATING	-
MOTOR FRAME#	PR56H

	SPECIFIED	ACTUAL
VOLTAGE	460	490 - 492 - 493
AMPERAGE	3.5	3.4 - 3.6 - 3.5
MOTOR BHP	-	20
MOTOR RPM	1725	1782
SPEED	-	-

STATIC FAN PROFILE



REMARKS:



DIFFUSER AND GRILLE TEST SHEET

ROOM	OUTLET NO.	CODE	SIZE	EFFECTIVE AREA	DESIGN		INITIAL	FINAL	
					FPM	CFM	CFM	CFM ⁽¹⁾	CFM ⁽²⁾
727	1	OD	2X2			550	135	505	500
727	2	OD	2X2			550	450	520	525
727	3	OD	2X2			550	620	560	545
727	4	OD	2X2			550	665	540	545
						-----	-----	-----	-----
TOTAL SUPPLY						2200	1870	2125	2115
727	5	OR	2X2			700	560	470 ⁽³⁾	630
727	6	OR	2X2			700	520	385 ⁽³⁾	555
727	7	OR	2X2			700	440	335 ⁽³⁾	460
						-----	-----	-----	-----
TOTAL RETURN						2100	1520	1190	1645

REMARKS:
(1) 100% CSA
(2) 100% RETURN
(3) NO ACCESS TO RETURN VOLUME DAMPER DUE TO HEIGHT OF INSTALLATION.



AIR MOVING EQUIPMENT DATA

AREA SERVED SOUTHWEST CORNER

FAN	HP-32	EQUIPMENT MFG.	TRANE
EQUIP. LOCATION	ROOF	MODEL	DNA
TYPE / SIZE	-	SERIAL NUMBER	DNA

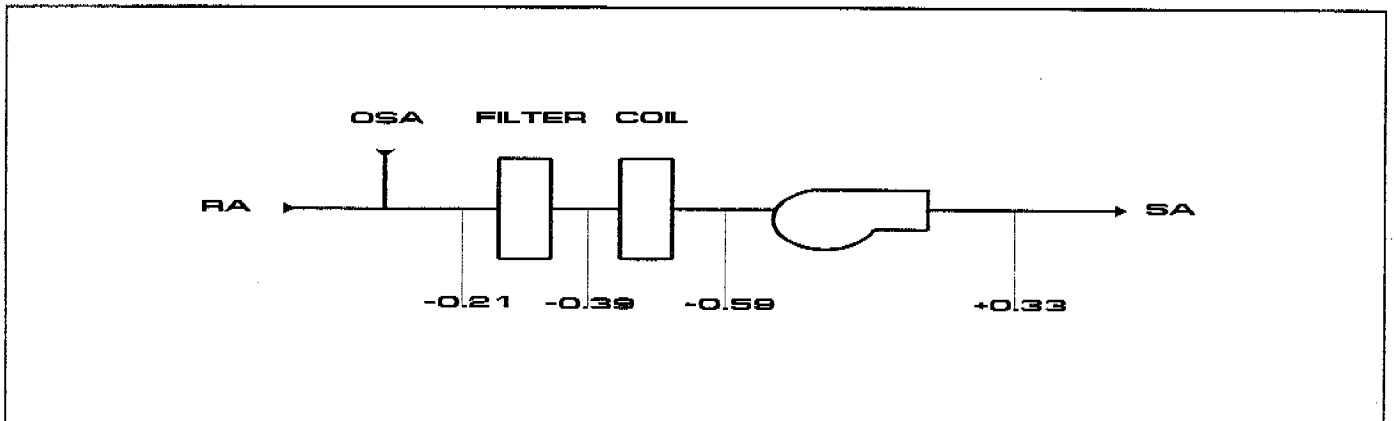
FAN DATA

	SPECIFIED	ACTUAL		
TOTAL CFM- FAN	DNL	NVL	FAN SHEAVE	525
TOTAL CFM - OUTLET	3520	2915	FAN SHAFT	3 / 4
R/A CFM	3520	2110	SHAFT C / C	17
O/A CFM	-	805	BELT SIZE / NUMBER	A45
FAN RPM	DNL	943	MOTOR SHEAVE	VL40
ESP	DNL	0.54	MOTOR SHAFT	7 / 8
INLET SP		0.21	SHEAVE ADJ.	MID
DISCHARGE SP		0.33	FIXED SHEAVE	<input type="checkbox"/>
FILTER ΔP		0.18		
SCP		-		

MOTOR DATA

		SPECIFIED	ACTUAL
MOTOR MFG.	CENTURY	VOLTAGE	460 490 - 492 - 494
MOTOR HP	2	AMPERAGE	3.5 3.6 - 3.5 - 3.5
SERVICE FACTOR	1.25	MOTOR BHP	- 202
PHASE / Hz	3 / 60	MOTOR RPM	1725 1756
HEATER SIZE / RATING	-	SPEED	- -
MOTOR FRAME#	PA56HZ		

STATIC FAN PROFILE



REMARKS:

(1) SUPPLY FAN MOTOR AT FULL LOAD AMPS



DIFFUSER AND GRILLE TEST SHEET

ROOM	OUTLET NO.	CODE	SIZE	EFFECTIVE AREA	DESIGN		INITIAL	FINAL	
					FPM	CFM	CFM	CFM (1)	CFM (2)
508	1	CD	24X24			360	465	290	290
508	2	CD	24X24			360	405	295	300
508A	3	LSD	4' - 1"			330	185	240	250
508A	4	CD	24X24			575	570	490	500
508A	5	LSD	4' - 1"			330	185	255	255
508A	6	LSD	4' - 1"			330	220	270	265
508A	7	LSD	4' - 1"			330	235	280	275
508A	8	CD	24X24			575	525	480	485
508A	9	LSD	4' X 1"			330	230	275	285
TOTAL SUPPLY						3520	3020	2875	2915
508A	10	CR	24X24			1400	450	455	865
508	11	CR	24X24			720	195	200	375
508A	12	CR	24X24			1400	420	420	870
TOTAL RETURN						3520	1065	1075	2110

REMARKS:

(1) 100% OSA

(2) 100% RETURN



AIR MOVING EQUIPMENT DATA

AREA SERVED _____

FAN	HP-33	EQUIPMENT MFG.	TRANE
EQUIP. LOCATION	ROOF	MODEL	WCD120B400DB
TYPE / SIZE		SERIAL NUMBER	K22100040D

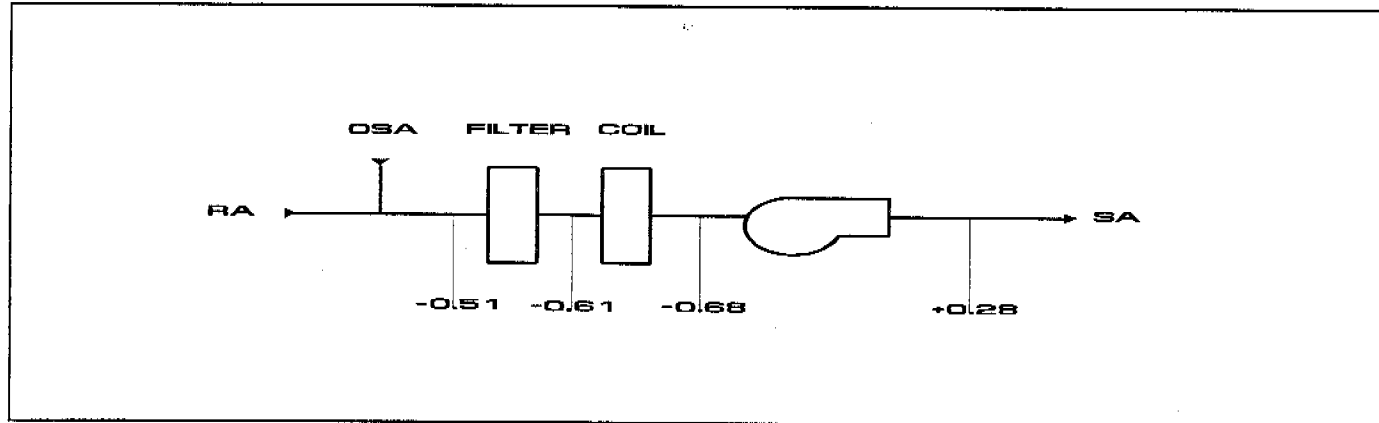
FAN DATA

	SPECIFIED	ACTUAL		
TOTAL CFM- FAN	DNL	NVL	FAN SHEAVE	7.75 O.D.
TOTAL CFM - OUTLET	4,000	3540	FAN SHAFT	1"
R/A CFM	4,000	2950	SHAFT C / C	TENTIONER
O/A CFM	4,000	590	BELT SIZE / NUMBER	AX62
FAN RPM	4,000	704	MOTOR SHEAVE	VL40
ESP	4,000	0.79	MOTOR SHAFT	7 / 8
INLET SP		0.51	SHEAVE ADJ.	MAX
DISCHARGE SP		0.28	FIXED SHEAVE	<input type="checkbox"/>
FILTER ΔP		0.10		
SCP		-		

MOTOR DATA

	SPECIFIED	ACTUAL
MOTOR MFG.	CENTURY	
MOTOR HP	20	
SERVICE FACTOR	1.15	
PHASE / Hz	3 / 60	
HEATER SIZE / RATING	-	
MOTOR FRAME#	PH145T	
VOLTAGE	460	493 - 492 - 493
AMPERAGE	3.0	3 - 2.9 - 3
MOTOR BHP	-	1.98
MOTOR RPM	1725	1750
SPEED	-	-

STATIC FAN PROFILE



REMARKS:
UNIT A FULL LOAD AMPS



DIFFUSER AND GRILLE TEST SHEET

ROOM	OUTLET NO.	CODE	SIZE	EFFECTIVE AREA	DESIGN		INITIAL	FINAL	
					FPM	CFM	CFM	CFM (1)	CFM (2)
694B	1	CD	2X2			440	170	390	420
694B	2	CD	2X2			440	440	390	390
694B	3	CD	2X2			440	100	420	400
694B	4	CD	2X2			440	600	395	420
694B	5	CD	2X2			440	430	400	390
694B	6	CD	2X2			450	360	415	380
694B	7	CD	2X2			450	340	350	340 (3)
694B	8	CD	2X2			450	235	410	400
694B	9	CD	2X2			450	490	400	400
TOTAL SUPPLY						4000	3165	3570	3540
694B	10	CR				1800	925	1195	1500
694B	11	CR				1800	1210	1220	1450
TOTAL RETURN						3600	2135	2415	2950

REMARKS:
 (1) 100% OSA
 (2) 100% RETURN
 (3) VAOLUME DAMPER 100% OPEN



AIR MOVING EQUIPMENT DATA

AREA SERVED _____

FAN	HP-34
EQUIP. LOCATION	ROOF
TYPE / SIZE	-

EQUIPMENT MFG.	TRANE
MODEL	WCD120B400DB
SERIAL NUMBER	K281001830

FAN DATA

	SPECIFIED	ACTUAL
TOTAL CFM- FAN	DNL	NVL
TOTAL CFM - OUTLET	3830	3925
R/A CFM	3500	3510
O/A CFM	330	415
FAN RPM	DNL	812
ESP	DNL	0.82
INLET SP		0.40
DISCHARGE SP		0.42
FILTER ΔP		0.12
SCP		-

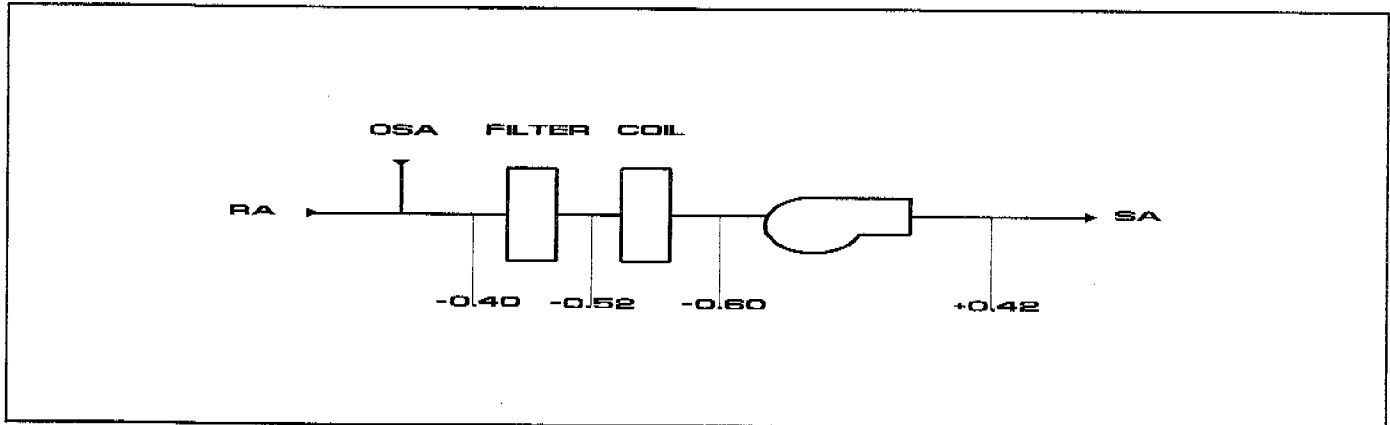
FAN SHEAVE	7.75 O.D.
FAN SHAFT	1"
SHAFT C / C	TENTIONER
BELT SIZE / NUMBER	AX62
MOTOR SHEAVE	1V.40
MOTOR SHAFT	7 / 8
SHEAVE ADJ.	MID
FIXED SHEAVE	<input type="checkbox"/>

MOTOR DATA

MOTOR MFG.	CENTURY
MOTOR HP	2
SERVICE FACTOR	1.15
PHASE / Hz	3 / 60
HEATER SIZE / RATING	-
MOTOR FRAME#	PH145

	SPECIFIED	ACTUAL
VOLTAGE	460	494 - 492 - 494
AMPERAGE	3.0	2.8 - 2.8 - 2.9
MOTOR BHP	-	1.89
MOTOR RPM	1725	1769
SPEED	-	-

STATIC FAN PROFILE



REMARKS:



DIFFUSER AND GRILLE TEST SHEET

ROOM	OUTLET NO.	CODE	SIZE	EFFECTIVE AREA	DESIGN		INITIAL	FINAL	
					FPM	CFM	CFM	FPM ⁽¹⁾	CFM ⁽²⁾
	1	OD	2X2			420	480	455	445
	2	OD	2X2			490	540	505	500
	3	OD	2X2			420	175	435	415
	4	OD	2X2			490	120	490	505
	5	OD	2X2			420	640	420	425
	6	OD	2X2			490	95	500	525
	7	OD	2X2			420	75	425	380
	8	OD	2X2			340	620	340	360
	9	OD	2X2			340	620	340	370
						-----	-----	-----	-----
TOTAL SUPPLY						3830	3365	3910	3925
	10	OR	2X2			1000	565	640	985
	11	OR	2X2			1000	570	660	970
	12	OR	2X2			750	560	565	775
	13	OR	2X2			750	500	550	780
						-----	-----	-----	-----
TOTAL RETURN						3500	2195	2415	3510

REMARKS:
 (1) 100% OSA
 (2) 100% RETURN



AIR MOVING EQUIPMENT DATA

AREA SERVED _____

FAN	HP-46	EQUIPMENT MFG.	TRANE
EQUIP. LOCATION	ROOF	MODEL	WCD090C400BC
TYPE / SIZE	-	SERIAL NUMBER	K351018460

FAN DATA

	SPECIFIED	ACTUAL
TOTAL CFM- FAN	DNL	NVL
TOTAL CFM - OUTLET	2995	3040
R/A CFM	2175	2150
O/A CFM	820	890
FAN RPM	DNL	1029
TSP / ESP	DNL	0.76
INLET SP		0.30
DISCHARGE SP		0.46
FILTER ΔP		0.12
SCP		-

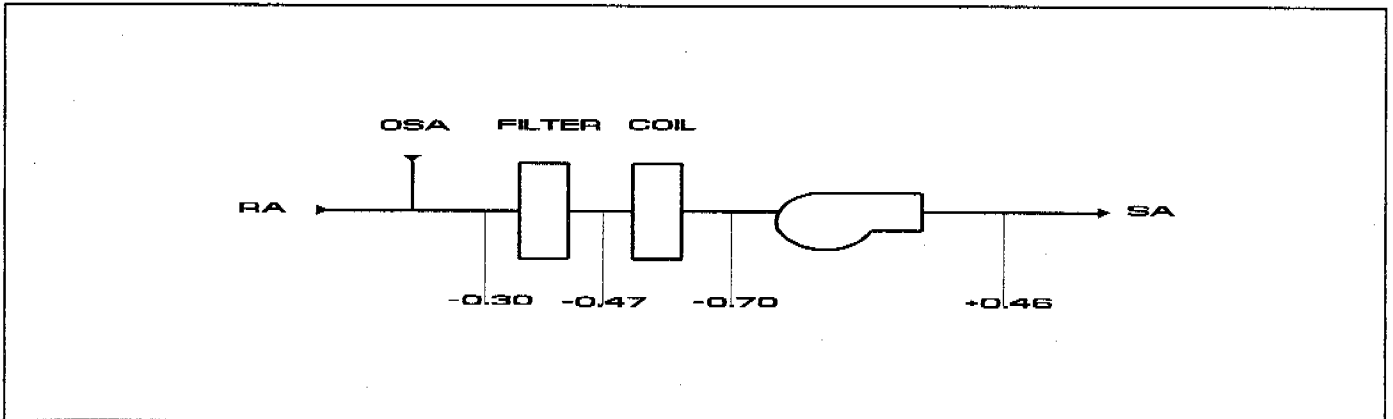
FAN SHEAVE	55 OD.
FAN SHAFT	3 / 4
SHAFT C / C	17
BELT SIZE / NUMBER	A45
MOTOR SHEAVE	VL40
MOTOR SHAFT	7 / 8
SHEAVE ADJ.	MID
FIXED SHEAVE	<input type="checkbox"/>

MOTOR DATA

MOTOR MFG.	CENTURY
MOTOR HP	2
SERVICE FACTOR	1.25
PHASE / Hz	3 / 60
HEATER SIZE / RATING	-
MOTOR FRAME#	PA56

	SPECIFIED	ACTUAL
VOLTAGE	460	494 - 492 - 493
AMPERAGE	3.5	3.6 - 3.5 - 3.5
MOTOR BHP	-	2.02
MOTOR RPM	1725	1775
SPEED	-	-

STATIC FAN PROFILE



REMARKS:



DIFFUSER AND GRILLE TEST SHEET

ROOM	OUTLET NO.	CODE	SIZE	EFFECTIVE AREA	DESIGN		INITIAL	FINAL	
					FPM	CFM	CFM	CFM ⁽¹⁾	CFM ⁽²⁾
508A	1	LSD	4' - 1"			350	315	330	360
508A	2	LSD	4' - 1"			350	280	350	365
508A	3	LSD	4' - 1"			365	270	360	370
692	4	LSD	4' - 1"			340	295	335	330
694B	5	LSD	4' - 1"			260	310	280	270
694B	6	LSD	4' - 1"			280	340	265	270
694B	7	LSD	4' - 1"			280	370	285	285
694	8	LSD	4' - 1"			385	340	375	390
694	9	LSD	4' - 1"			385	370	400	400
TOTAL SUPPLY						2995	2890	2980	3040
694B	10	CR	24X24			1065	1255	715	1140
692	11	CR	24X24			340	370	245	380
694	12	CR	24X24			385	200	170	220
694	13	CR	24X24			385	385	295	410
TOTAL RETURN						2175	2210	1425	2150

REMARKS:
 (1) 100% OSA
 (2) 100% RETURN



AIR MOVING EQUIPMENT DATA

AREA SERVED _____

FAN	HP-47
EQUIP. LOCATION	ROOF
TYPE / SIZE	-

EQUIPMENT MFG.	TRANE
MODEL	WSC090A4PCA 12
SERIAL NUMBER	332102297L

FAN DATA

	SPECIFIED	ACTUAL
TOTAL CFM- FAN	DNL	NVL
TOTAL CFM - OUTLET	3330	3260
R/A CFM	3330	2710
O/A CFM	0	650
FAN RPM	DNL	1035
ESP	DNL	0.67
INLET SP		0.30
DISCHARGE SP		0.37
FILTER ΔP		0.12
SCP		-

FAN SHEAVE	AK59
FAN SHAFT	1"
SHAFT C / C	12"
BELT SIZE / NUMBER	AX32

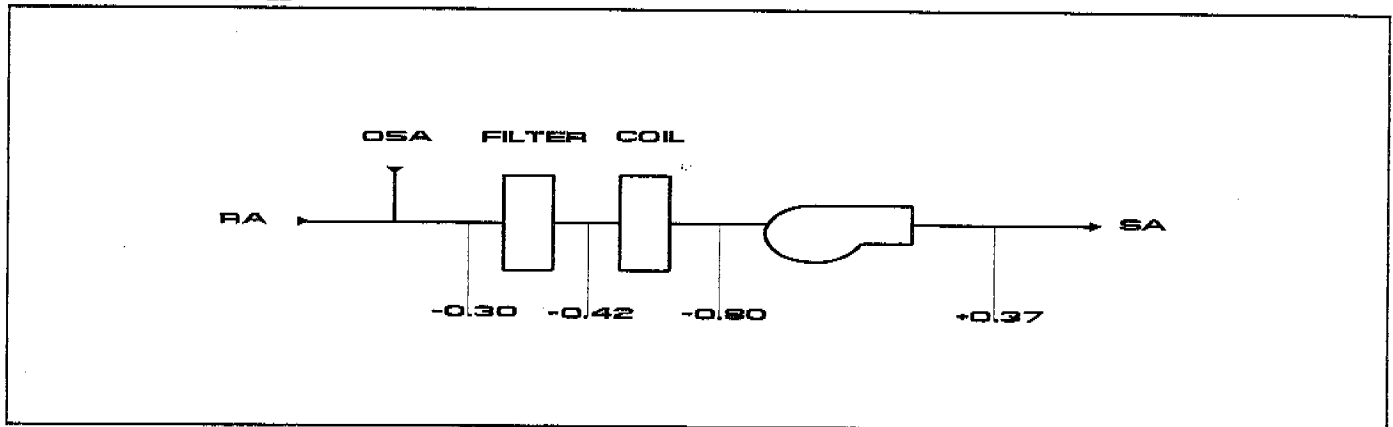
MOTOR SHEAVE	VL40
MOTOR SHAFT	5 / 8
SHEAVE ADJ.	MAX
FIXED SHEAVE	<input type="checkbox"/>

MOTOR DATA

MOTOR MFG.	GE
MOTOR HP	GE
SERVICE FACTOR	1.5
PHASE / Hz	3 / 60
HEATER SIZE / RATING	-
MOTOR FRAME#	56

	SPECIFIED	ACTUAL
VOLTAGE	460	492 - 494 - 493
AMPERAGE	2.5	2.0 - 1.9 - 1.7
MOTOR BHP	-	0.747
MOTOR RPM	1725	DNA
SPEED	-	-

STATIC FAN PROFILE



REMARKS:



DIFFUSER AND GRILLE TEST SHEET

ROOM	OUTLET NO.	CODE	SIZE	EFFECTIVE AREA	DESIGN		INITIAL	FINAL	
					FPM	CFM	CFM	CFM (1)	CFM (2)
508A	1	LSD	4' - 1"			325	265	360	300
508A	2	LSD	4' - 1"			325	330	350	310
508A	3	LSD	4' - 1"			325	260	380	315
508A	4	LSD	4' - 1"			325	280	310	320
508A	5	LSD	4' - 1"			325	305	305	320
508A	6	LSD	4' - 1"			325	360	400	335
508A	7	LSD	4' - 1"			325	350	360	315
508A	8	LSD	4' - 1"			325	285	325	330
508A	9	LSD	4' - 1"			365	230	395	355
508A	10	LSD	4' - 1"			365	270	370	360
TOTAL SUPPLY						3330	2935	3555	3260
508A	11	CR	24X24			1665	1270	530	1340
508A	12	CR	24X24			1665	1290	460	1370
TOTAL RETURN						3330	2560	990	2710

REMARKS:

(1) 100% OSA
 (2) 100% RETURN

APPLICATION FOR COMMERCIAL BUILDING PERMIT

CITY OF SACRAMENTO BUILDING DIVISION

PERMIT SERVICES SECTION

NORTH OFFICE: 2101 Arena Blvd., Ste. 200

Sacramento, CA 95814 (916) 808-2534 FAX 808-7046

CENTRAL CITY: 1231 I Street, Rm. 210

Sacramento, CA 95814 (916) 808-2534 FAX 264-5987

ACTIVITY # 03/5786 Insp. Area



**Applicant MUST complete
ALL Unshaded areas**

ADDRESS 3640 NORTHGATE BLVD, SACRAMENTO Suite _____

PARCEL # _____

<p style="text-align: center;">CONTACT</p> <p>Name <u>LARRY SOTO</u></p> <p>Street Address <u>133 KEARNEY ST SUITE 202</u></p> <p>City/ State/ Zip <u>SAN FRANCISCO, CA 94108</u></p> <p>Phone <u>415-399-0859</u> FAX <u>415-391-4520</u></p> <p>E-mail: <u>LSOTO@AOL.COM</u></p> <p style="text-align: center;">ARCHITECT/ENGINEER</p> <p>Name <u>Larry Soto</u></p> <p>Address <u>133 KEARNEY ST SUITE 202</u></p> <p>City/ State/ Zip <u>SAN FRANCISCO, CA 94108</u></p> <p>Phone <u>415-399-0859</u> FAX <u>415-391-4520</u></p> <p>E-mail: <u>LSOTO@AOL.COM</u> <u>C-22123</u></p>	<p style="text-align: center;">LICENSED CONTRACTOR</p> <p>Lic No.# <u>645950</u></p> <p>Name <u>PACIFIC BANK TECH</u></p> <p>Address _____</p> <p>City/ State/ Zip _____</p> <p>Phone <u>510-453-2224</u> FAX _____</p> <p>E-mail: <u>Doug Alexander</u></p> <p style="text-align: center;">OWNER</p> <p>Name <u>Wells Fargo</u></p> <p>Address <u>633 Folsom St</u></p> <p>City/ State/ Zip <u>SAN FRANCISCO</u></p> <p>Phone <u>(415) 721-3146</u> FAX _____</p> <p>E-mail: _____</p>
--	---

→ Will permittee have any employees on the jobsite? No Yes → INSURANCE CO: _____

→ WORKER'S COMPENSATION POLICY # _____ EXPIRATION DATE: _____

NATURE OF WORK IN DETAIL: INSTALL NEW DROPPED CEILING, NEW LIGHTS, MODIFY HVAC AND SPRINKLER DROPS.

OCCUPANT/TENANT: Wells Fargo

VALUATION: \$ 66,000 —

FLOOD STATUS:			S.C.A.T.							
JOB DESCRIPTION		BLDG	SHELL	APT	TI	REM	SW	FIRE	ADD	OTH
INSPECTION DISCIPLINES			BLDG	MECH	PLUMB	ELEC		SITE		FIRE
# Stories	1st flr Area	Total Area	Use Zone	Occp Group	Const type	Fire Req. Y/N		Fed Code	Vio. File	
						SPR	ALARM		[H]	[Quad]
<u>B</u>	<u>L</u>	<u>P</u>	<u>M</u>	<u>E</u>	<u>F</u>	<u>S</u>		<u>D</u>	<u>PW</u>	<u>UTIL</u>

COMMENTS: _____

REGIONAL SANITATION FEES? Yes No HEALTH DEPARTMENT? Yes No

WATER FLOW TEST FOR NEW BUILDINGS OR ADDITIONS? Provided Faxed