

CITY OF SACRAMENTO
1231 I Street, Sacramento, CA 95814

Permit No: 0507383
Insp Area: 4
Thos Bros:
Sub-Type: NSFR
Housing (Y/N): N

Site Address: 3420 RIVER SHOAL AV SAC
Parcel No: RIVERBEND VIL A PHASE LOT # 95

CONTRACTOR
TIM LEWIS COMMUNITIES
5750 SUNRISE BLVD
CITRUS HIGHTS 95610

OWNER

ARCHITECT

Nature of Work: MP1842 2 STORY 8 RM SFR

CONSTRUCTION LENDING AGENCY : I hereby affirm under penalty of perjury that there is a construction lending agency for the performance of the work for which this permit is issued (Sec. 3097, Civ. C).

Lender's Name _____ Lender's Address _____

LICENSED CONTRACTORS DECLARATION: I hereby affirm under penalty of perjury that I am licensed under provisions of Chapter 9 (commencing with section 7000) of Division 3 of the Business and Professions Code and my license is in full force and effect.

License Class B License Number 492827 Date 5-27-05 Contractor Signature [Signature]

OWNER-BUILDER DECLARATION: I hereby affirm under penalty of perjury that I am exempt from the contractors License Law for the following reason (Sec. 7031.5, Business and Professions Code; any city or county which requires a permit to construct, alter, improve, demolish, or repair any structure, prior to its issuance, also requires the applicant for such permit to file a signed statement that he or she is licensed pursuant to the provisions of the Contractors License Law (Chapter 9 (commencing with Section 7000) of Division 8 of the Business and Professions Code) or that he or she is exempt therefrom and the basis for the alleged exemption. Any violation of Section 7031.5 by any applicant for a permit subjects the applicant to a civil penalty of not more than five hundred dollars (\$500.00);

_____, I, as a owner of the property, or my employees with wages as their sole compensation, will do the work, and the structure is not intended or offered for sale (Sec. 7044, Business and Professional Code: The Contractors License Law does not apply to an owner of property who builds or improves thereon, and who does such work himself or herself or through his/her own employees, provided that such improvements are not intended or offered for sale. If, however, the building or improvement is sold within one year of completion, the owner-builder will have the burden of proving that he/she did not build or improve for the purpose of sale.)

[Signature], as owner of the property, am exclusively contracting with licensed contractors to construct the project (Sec. 7044, Business and Professions Code: The Contractors License Law does not apply to an owner of property who builds or improves thereon, and who contracts for such projects with a contractor(s) licensed pursuant to the Contractors License Law).

I am exempt under Sec. _____ B & PC for this reason: _____

Date _____ Owner Signature _____

IN ISSUING THIS BUILDING PERMIT, the applicant represents, and the city relies on the representation of the applicant, that the applicant verified all measurements and locations shown on the application or accompanying drawings and that the improvement to be constructed does not violate any law or private agreement relating to permissible or prohibited locations for such improvements. This building permit does not authorize any illegal location of any improvement or the violation of any private agreement relating to location of improvements.

I certify that I have read this application and state that all information is correct. I agree to comply with all city and county ordinances and state laws relating to building construction and hereby authorize representative(s) of this city to enter upon the abovementioned property for inspection purposes.

Date 5-27-05 Applicant/Agent Signature [Signature]

WORKER'S COMPENSATION DECLARATION: I hereby affirm under penalty of perjury one of the following declarations:
_____, I have and will maintain a certificate of consent to self-insure for workers' compensation as provided for by Section 3700 of the Labor Code, for the performance of work for which the permit is issued.

[Signature] I have and will maintain workers' compensation insurance, as required by Section 3700 of the Labor Code, for the performance of the work for which this permit is issued. My workers' compensation insurance carrier and policy number are:

Carrier STATE FUND Policy Number 0401182004 Exp Date 04/01/2005

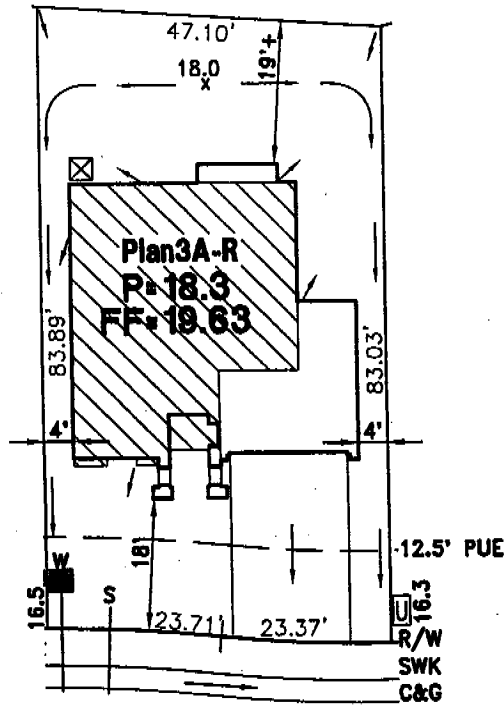
_____, (This section need not be completed if the permit is for \$100 or less) I certify that in the performance of the work for which this permit is issued, I shall not employ any person in any manner so as to become subject to the workers' compensation laws of California and agree that if I should become subject to the workers' compensation provisions of Section 3700 of the Labor Code, I shall forthwith comply with those provisions.

Date 5-27-05 Applicant Signature [Signature]

WARNING: FAILURE TO SECURE WORKER'S COMPENSATION COVERAGE IS UNLAWFUL AND SHALL SUBJECT AN EMPLOYER TO CRIMINAL PENALTIES AND CIVIL FINES UP TO ONE HUNDRED THOUSAND DOLLARS (\$100,000) IN ADDITION TO THE COST OF COMPENSATION, DAMAGES AS PROVIDED FOR IN SECTION 3706 OF THE LABOR CODE, INTEREST AND ATTORNEY'S FEE.


THIS PERMIT SHALL EXPIRE BY LIMITATION IF WORK IS NOT COMMENCED WITHIN 180 DAYS.

THIS PLOT PLAN IS NOT FOR SALES PURPOSES. THIS PLOT PLAN IS FOR THE PURPOSES OF INDICATING COMPLIANCE WITH ZONING SET BACKS, GENERAL DRAINAGE DIRECTION, AND APPROXIMATE UTILITY CONNECTION. ALL OTHER DATA SHOWN HEREON IS CONCEPTUAL. THIS PLOT PLAN DOES NOT REFLECT AS-BUILT CONDITION, RETAINING WALLS ARE OPTIONAL AND MAY OR MAY NOT BE CONSTRUCTED.



3420 RIVER SHOAL AVENUE

- UTILITY SERVICE BOX
- DRAIN INLET
- FIRE HYDRANT
- STREET LIGHT
- TRANSFORMER
- SERVICE POINT



This set of plans and specifications must be kept on the job at all times and it is unlawful to make any changes or alterations from the same without written permission from the Building Inspection Division. The approval of this plan and specification SHALL NOT be held to permit or approve the violation of any City Ordinance or State Law.

RIVERBEND VILLAGE A PHASE 10
TIM LEWIS COMMUNITIES
PLOT PLAN FOR LOT 95

A.P.N.:
 LOT AREA: 3927 S.F.
 ADDRESS: 3420 RIVER SHOAL AVENUE
 CITY OF SACRAMENTO, CALIFORNIA

WOOD RODGERS
 engineering • planning • mapping • surveying
 3301 C STREET, SUITE 100-B, SACRAMENTO, CA 95816
 phone: (916) 341-7760 fax: (916) 341-7767

04-04-05 DRAWN: FJ 1178.008

J:\Jobs\1178-Riverbend\Riverbend\Civil\Plot-Plans\Lot 95.dwg 4/04/05 1:39pm jlowan\joh



Planning and Building Department
Building Division

CITY OF SACRAMENTO
CALIFORNIA

Downtown Permits Center
1231 I Street, #200
Sacramento, CA 95814-2998
North Permits Center
2101 Arena Blvd., Suite 200
Sacramento, CA 95834

ADDRESS 3420 River Shoal Ave. PERMIT NO. 0507383

INSPECTION COMMENTS	PERMIT DOCUMENTS
6-16-05 P40-4243 - Setbacks	Appl - CB (4/11/05)
6-24-05 Bar BID 911 AP	
7/28/05 E67 AP SJS	36517
8-30-05 B17 AP EBA	
8-3-05 B26 CW Vic Brewer	
8/17/05 B26 AP SL	
8-24-05 B81 C/4 PUB	
8-25-05 B81 AP PUB	
8/29/05 B14 AP Pub	
9/14/05 B47 AP Vic Brewer	

FINAL APPROVALS	
BUILDING	<p>11/30/05 <i>Vic Brewer</i></p>
ELECTRICAL	
PLUMBING	
MECHANICAL	
FIRE	
SITE	

QUALITY INTERIORS, INC.

3420 River Shoal Avenue
Number and Street

Sacramento
City
Shores at Riverbend
TIM LEWIS COMMUNITIES
Subdivision/Builder


Sacramento
County

95
Lot Number

Description of Insulation	Thickness	R-Value
Exterior Wall Insulation Type: <u>Formaldehyde Free Batts</u>	<u>3.50"</u>	<u>R-13</u>
Flat Ceiling Insulation Type: <u>Formaldehyde-Free Batts where inaccessible</u>	<u>10.25"</u>	<u>R-30</u>
Cathedral Ceiling Insulation Type: _____	_____	_____
Garage ceiling to living area above Insulation Type: <u>Formaldehyde Free Batts</u>	<u>6.50"</u>	<u>R-19</u>
Exterior 2x6 Wall Insulation Type: <u>Formaldehyde Free Batts</u>	<u>6.50"</u>	<u>R-19</u>
Foundation Wall Insulation Type: _____	_____	_____
Slab on Grade Insulation Type: _____	_____	_____
Blown Ceiling Insulation Type: <u>Formaldehyde-Free Fiberglass where accessible</u>	<u>12.75"</u>	<u>R-30</u>
Densepack Ceiling Insulation Type: _____	_____	_____
Blown Wall Insulation Type: _____	_____	_____

Declaration

I hereby certify that the above insulation was installed in the building at the above location in conformance with the current Energy Efficient Standards for Residential Buildings (Title 24, Part 6, California Code of Regulations) as indicated on the Certificate of Compliance, where applicable.

802519 License #  Signature 09 / 15 / 05 Date QUALITY INTERIORS, INC. Insulation Subcontractor (Co. name)

4111 82nd St. Sacramento, CA 95826 / License No. 802519/Ph (916) 454-0840/Fax (916) 454-0848
INSULATION CONTRACTING

INSTALLATION CARD
Diamond Wall One Coat System
Omega Products International, Inc.

Job Address

Tim Lewis
River bend Lot 95
3420 River Shoal Avenue

ICBO Evaluation Service, Inc.
Evaluation Report ER-4004

Date of Job Completion

9-8-5

Plastering Contractor

Name: Energetic Lath & Plaster, Inc.

Address: 3030 Orange Grove Avenue North Highlands, CA 95660

Telephone No.: (916) 488-8455

Approved contractor number as
Issued by coating manufacturer: _____

Applicator # 318

This is to certify that the exterior coating system on the building exterior at the above address has been installed in accordance with the evaluation report specified above and the manufacturer's instructions.



Signature of authorized representative
or plastering contractor

9-14-5

Date

This installation card must be presented to the building inspector after completion of work and before final inspection.

FIGURE 3

3420 RIVER SHAW RD

PERMIT# 0507383

LOT 95

Beutler Heating & Air Conditioning, Inc.

(Micropas Version 6.01)

August 18, 2004

Title 24 Energy Compliance Requirements
 Tim Lewis Communities - Riverbend
 Sacramento, CA - Climate Zone 12

	Plan 1 1 1518	Plan 2 1 1690	Plan 3 2 1842	Plan 4 2 2001	Plan 5 2 2289	Plan 6 2 2447
Plan						
Number of Stories	1	1	2	2	2	2
Square Footage	1518	1690	1842	2001	2289	2447
Wall 2x4 (3 Coat Stucco)	R-13	R-13	R-13	R-13	R-13	R-13
Wall 2x6 (3 Coat Stucco)	N/A	R-19	R-19	R-19	N/A	R-19
Attic Insulation	R-30	R-30	R-30	R-30	R-30	R-30
Attic Insulation (At Furnace)	R-19	R-19	R-19	R-19	R-19	R-19
Floor Over Garage	N/A	N/A	R-19	R-19	R-19	R-19
AFUE (Furnace)	0.80	0.80	0.80	0.80	0.80	0.80
SEER (A/C Unit)	12.0	12.0	12.0	12.0	12.0	12.0
Duct Insulation	R-4.2	R-4.2	R-4.2	R-4.2	R-4.2	R-4.2
*Low Leakage (Tight) Ducts	N/A	Yes	N/A	Yes	N/A	N/A
Water Heater Energy Factor	0.62	0.62	0.62	0.60	0.60	0.60
Tank Capacity / Gallons	40	40	40	50	50	50
Glass U-Values	Double Pane, Non-Metal, Spectrally Selective (Low E 2) Typical (Alpine Windows or Equivalent)					
Horizontal Slider	0.30	0.30	0.30	0.30	0.30	0.30
Vertical Slider	0.30	0.30	0.30	0.30	0.30	0.30
Fixed	0.30	0.30	0.30	0.35	0.35	0.35
Sliding Glass Door	0.35	0.35	0.35	0.35	0.55	0.55
French Door	0.55	0.55	0.55	0.55	0.55	0.55
Solar Heat Gain Coefficient	HS&VS = 0.35 Fixed = 0.35 Sliding Glass Door = 0.32 French Door = 0.65					
Glazing Percent	18.6%	22.0%	18.1%	23.2%	17.8%	17.6%
Compliance Margin	0.07	1.43	0.52	1.14	0.02	0.36

*Low Leakage (Tight) Ducts is a HERS item. All HERS items require third party testing and/or field verification by a Certified HERS rater when used for Title 24 Compliance.

INSTALLATION CERTIFICATE

CF-6R

3420 RIVER SHORE

Tim Lewis - Shores @ Riverbend

0607353

Site Address

Permit Number

An installation certificate is required to be posted at the building site or made available for all appropriate inspections. (The information provided on this form is required; however, use of this form to provide the information is optional.) After completion of final inspection a copy must be provided to the building department (upon request) and the building owner at occupancy, per Section 10-103(b).

HVAC SYSTEMS:

Heating Equipment

Table with 8 columns: Equip. Type (pkg. Heat pump), CEC Certified Mfr name and Model #, # of Identical Systems, (1) Efficiency (ΔFUE, etc.) > CF-1R value, Duct Location (attic, etc.), Duct or Piping R-value, Heating Load (Btu/hr), Heating Capacity (Btu/hr). Rows include Furnace units for Plans 1 through 6.

Cooling Equipment

Table with 8 columns: Equip. Type (pkg. Heat pump), CEC Certified Compressor Unit Mfr Name and Model #, # of Identical Systems, (1) Efficiency (SEER, etc.) > CF-1R value, Duct Location (attic, etc.), Duct R-value, Cooling Load (Btu/hr), Cooling Capacity (Btu/hr). Rows include Condenser units for Plans 1 through 6.

*TXV - Indicates Thermal Expansion Valve On Coil

(1) > reads greater than or equal to. I, the undersigned, verify that equipment listed above is: 1) the actual equipment installed, 2) equivalent to or more efficient than that specified in the certificate of compliance (Form CF-1R) submitted for compliance with the Energy Efficiency Standards for residential buildings, and 3) equipment that meets or exceeds the appropriate requirements for manufactured devices (from the Appliance Efficiency Regulations or Part 6), where applicable.

Handwritten signature and date: 3/29/05

Beutler Corporation

OR General Contractor (Co. Name) OR Owner

WATER HEATING SYSTEMS:

Table with 10 columns: Heater Type, CEC Certified Mfr Name & Model #, Distribution Type (Std. point of use), If Recirculation Control Type, # of Identical Systems, (2) Rated Input (kW or Btu/hr), Tank Volume (gallons), (2) Efficiency (RF, RE), (2) Standby Loss (%), External Insulation R-value.

(2) For small gas storage (rated input of less than or equal to 75,000 Btu/hr), electric resistance and heat pump water heaters, list Energy Factor. For large gas storage water heaters (rated input of greater than 75,000 Btu/hr), list Recovery Efficiency, Standby Loss and Rated Input. For instantaneous gas water heaters, list Recovery efficiency and Rated Input. (3) R-12 external insulation is mandatory for storage water heaters with an energy factor of less than 0.58.

Facets & Shower Heads:

All facets and showerheads installed are certified to the Commission, pursuant to Title 24, Part 6, Section 111.

I, the undersigned, verify that equipment listed above my signature is: 1) the actual equipment installed; 2) equivalent to or more efficient than that specified in the certificate of compliance (Form CF-1R) submitted for compliance with the Energy Efficiency Standards for residential buildings; and 3) equipment that meets or exceeds the appropriate requirements for manufactured devices (from the Appliance Efficiency Regulations or Part 6), where applicable.

Signature, Date

Installing Subcontractor (Co. Name)

OR General Contractor (Co. Name) OR Owner

COPY TO: Building Department
HERS Provider (if applicable)

INSTALLATION CERTIFICATE

(Page 2 of 13)

CF-6R

3470 RIVERBEND SHORES AV

0607883

Site Address

TIM LEWIS

SHORES @ RIVERBEND

Permit Number

PLAN 3A

FENESTRATION/GLAZING:

ALSIDE - ALPINE

7000 SERIES WINDOWS


Manufacturer/Brand Name (GROUP LIKE PRODUCTS)	Product U-Factor ¹ (≤ CF-1R value) ²	Product SHGC ¹ (≤ CF-1R value) ²	# of Panes	Total Quantity of Like Product (Original)	Square Feet	Exterior Shading Device or Overhang	Comments/Location/ Special Features
1. SLIDERS	.35	.32	2		60		LOW-E GLASS
2. SINGLE HUNGs	.35	.32	2		209		
3. PICTURE WINDOWS	.34	.35	2		18		
4. PATIO DOORS	.35	.34	2		48		
5.							
6.							
7.							
8.							
9.							
10.							
11.							
12.							
13.							
14.							
15.							

¹ Manufactured fenestration products use the values from the product label. Field fabricated fenestration products use the default values from Section 116 of the Energy Efficiency Standards.

² Installed U-Factor must be less than or equal to values from CF-1R. Installed SHGC must be less than or equal to values from CF-1R, or a shading device (exterior or overhang) is installed as specified on the CF-1R. Alternatively, installed weighted average U-Factors for the total fenestration area are less than or equal to values from CF-1R.

I, the undersigned, verify that the fenestration/glazing listed above my signature: 1) is the actual fenestration product installed; 2) is equivalent to or has a lower U-Factor and lower SHGC than that specified in the certificate of compliance (Form CF-1R) submitted for compliance with the Energy Efficiency Standards for residential buildings; and 3) the product meets or exceeds the appropriate requirements for manufactured devices (from Part 6), where applicable.

2, 4, 6, 8
Item #s
(if applicable)


Signature, Date 6-20-05

Y.T. GLASS & WINDOWS INC.
3200 DWIGHT RD STE 400
FLEX CITY, CA 95128
Installing Subcontractor (Co. Name) OR
General Contractor (Co. Name) OR Owner
OR Window Distributor

Item #s
(if applicable)

Signature, Date

Installing Subcontractor (Co. Name) OR
General Contractor (Co. Name) OR Owner
OR Window Distributor

Item #s
(if applicable)

Signature, Date

Installing Subcontractor (Co. Name) OR
General Contractor (Co. Name) OR Owner
OR Window Distributor

COPY TO: Building Department
HERS Provider (if applicable)
Building Owner at Occupancy

LOT 95

3420 RIVER SHOAL A.J
Site Address

0507383
Permit Number

An installation certificate is required to be posted at the building site or made available for all appropriate inspections. (The information provided on this form is required; however, use of this form to provide the information is optional.) After completion of final inspection, a copy must be provided to the building department (upon request) and the building owner at occupancy, per Section 10-103(b).

HVAC SYSTEMS:

Heating Equipment

Equip. Type (pkg. heat pump)	CEC Certified Mfr Name and Model Number	# of Identical Systems	Efficiency (AFUE, etc.) ¹ [≥CF-1R value]	Duct Location (attic, etc.)	Duct or Piping R-value	Heating Load (Btu/hr)	Heating Capacity (Btu/hr)

Cooling Equipment

Equip. Type (pkg. heat pump)	CEC Certified Compressor Unit Mfr Name and Model Number	# of Identical Systems	Efficiency (SEER, etc.) ¹ [≥CF-1R value]	Duct Location (attic, etc.)	Duct R-value	Cooling Load (Btu/hr)	Cooling Capacity (Btu/hr)

1. ≥ reads greater than or equal to.

I, the undersigned, verify that equipment listed above is: 1) is the actual equipment installed, 2) equivalent to or more efficient than that specified in the certificate of compliance (Form CF-1R) submitted for compliance with the *Energy Efficiency Standards* for residential buildings, and 3) equipment that meets or exceeds the appropriate requirements for manufactured devices (from the *Appliance Efficiency Regulations* or Part 6), where applicable.

Signature, Date

Installing Subcontractor (Co. Name)
OR General Contractor (Co. Name) OR Owner

WATER HEATING SYSTEMS:

Heater Type	CEC Certified Mfr Name & Model Number	Distribution Type (Std. Point-of-Use)	If Recirculation, Control Type	# of Identical Systems	Rated ² Input (kW or Btu/hr)	Tank Volume (gallons)	Efficiency ² (EF, RE)	Standby ² Loss (%)	External Insulation R-value ³
GAS	A.O. Smith GVR50					50	.62		

- 2. For small gas storage (rated input of less than or equal to 75,000 Btu/hr), electric resistance and heat pump water heaters, list Energy Factor. For large gas storage water heaters (rated input of greater than 75,000 Btu/hr), list Recovery Efficiency, Standby Loss and Rated Input. For instantaneous gas water heaters, list Recovery Efficiency and Rated Input.
- 3. R-12 external insulation is mandatory for storage water heaters with an energy factor of less than 0.58.

Faucets & Shower Heads:

All faucets and showerheads installed are certified to the Commission, pursuant to Title 24, Part 6, Section 111.

I, the undersigned, verify that equipment listed above my signature is: 1) the actual equipment installed; 2) equivalent to or more efficient than that specified in the certificate of compliance (Form CF-1R) submitted for compliance with the *Energy Efficiency Standards* for residential buildings; and 3) equipment that meets or exceeds the appropriate requirements for manufactured devices (from the *Appliance Efficiency Regulations* or Part 6), where applicable.

Mick R. Bjo 6/21/05
Signature, Date

RCR Companies
Installing Subcontractor (Co. Name) OR
General Contractor (Co. Name) OR Owner

COPY TO: Building Department
HERS Provider (if applicable)
Building Owner at Occupancy