

CITY OF SACRAMENTO

1231 I Street, Sacramento, CA 95814

Permit No: 0318243

Insp Area: 2

Thos Bros: 336 H1

Site Address: 27 SAGE RIVER CR SAC

Parcel No: 031-0770-064

Sub-Type: REP

Housing (Y/N): N

CONTRACTOR

ZIMMERMAN ROOFING, INC
3675 R STREET
SACRAMENTO, CA 95816

OWNER

NOBERT THOMAS A/MARIA R
27 SAGE RIVER CR
SACRAMENTO CA 95831

ARCHITECT

Nature of Work: REROOF- TEAR OFF, INSTALL 30SQ OF LIGHT WEIGHT CONCRETE TILE

CONSTRUCTION LENDING AGENCY : I hereby affirm under penalty of perjury that there is a construction lending agency for the performance of the work for which this permit is issued (Sec. 3097, Civ. C).

Lender's Name _____ Lender's Address _____

LICENSED CONTRACTORS DECLARATION: I hereby affirm under penalty of perjury that I am licensed under provisions of Chapter 9 (commencing with section 7000) of Division 3 of the Business and Professions Code and my license is in full force and effect.

License Class C39 License Number 557559 Date 11/21/03 Contractor Signature Alma Gonzalez

OWNER-BUILDER DECLARATION: I hereby affirm under penalty of perjury that I am exempt from the contractors License Law for the following reason (Sec. 7031.5, Business and Professions Code; any city or county which requires a permit to construct, alter, improve, demolish, or repair any structure, prior to its issuance, also requires the applicant for such permit to file a signed statement that he or she is licensed pursuant to the provisions of the Contractors License Law (Chapter 9 (commencing with Section 7000) of Division 8 of the Business and Professions Code) or that he or she is exempt therefrom and the basis for the alleged exemption. Any violation of Section 7031.5 by any applicant for a permit subjects the applicant to a civil penalty of not more than five hundred dollars (\$500.00);

I, as a owner of the property, or my employees with wages as their sole compensation, will do the work, and the structure is not intended or offered for sale (Sec. 7044, Business and Professional Code: The Contractors License Law does not apply to an owner of property who builds or improves thereon, and who does such work himself or herself or through his/her own employees, provided that such improvements are not intended or offered for sale. If, however, the building or improvement is sold within one year of completion, the owner-builder will have the burden of proving that he/she did not build or improve for the purpose of sale.)

I, as owner of the property, am exclusively contracting with licensed contractors to construct the project (Sec. 7044, Business and Professions Code: The Contractors License Law does not apply to an owner of property who builds or improves thereon, and who contracts for such projects with a contractor(s) licensed pursuant to the Contractors License Law).

I am exempt under Sec. _____ B & PC for this reason: _____

Date _____ Owner Signature _____

IN ISSUING THIS BUILDING PERMIT, the applicant represents, and the city relies on the representation of the applicant, that the applicant verified all measurements and locations shown on the application or accompanying drawings and that the improvement to be constructed does not violate any law or private agreement relating to permissible or prohibited locations for such improvements. This building permit does not authorize any illegal location of any improvement or the violation of any private agreement relating to location of improvements.

I certify that I have read this application and state that all information is correct. I agree to comply with all city and county ordinances and state laws relating to building construction and herby authorize representative(s) of this city to enter upon the abovementioned property for inspection purposes.

Date 11/21/03 Applicant/Agent Signature Alma Gonzalez

WORKER'S COMPENSATION DECLARATION: I hereby affirm under penalty of perjury one of the following declarations:

I have and will maintain a certificate of consent to self-insure for workers' compensation as provided for by Section 3700 of the Labor Code, for the performance of work for which the permit is issued.

~~AS~~ I have and will maintain workers' compensation insurance, as required by Section 3700 of the Labor Code, for the performance of the work for which this permit is issued. My workers' compensation insurance carrier and policy number are:

Carrier STATE FUND Policy Number 713-02-2021-01 Exp Date 10/01/2004

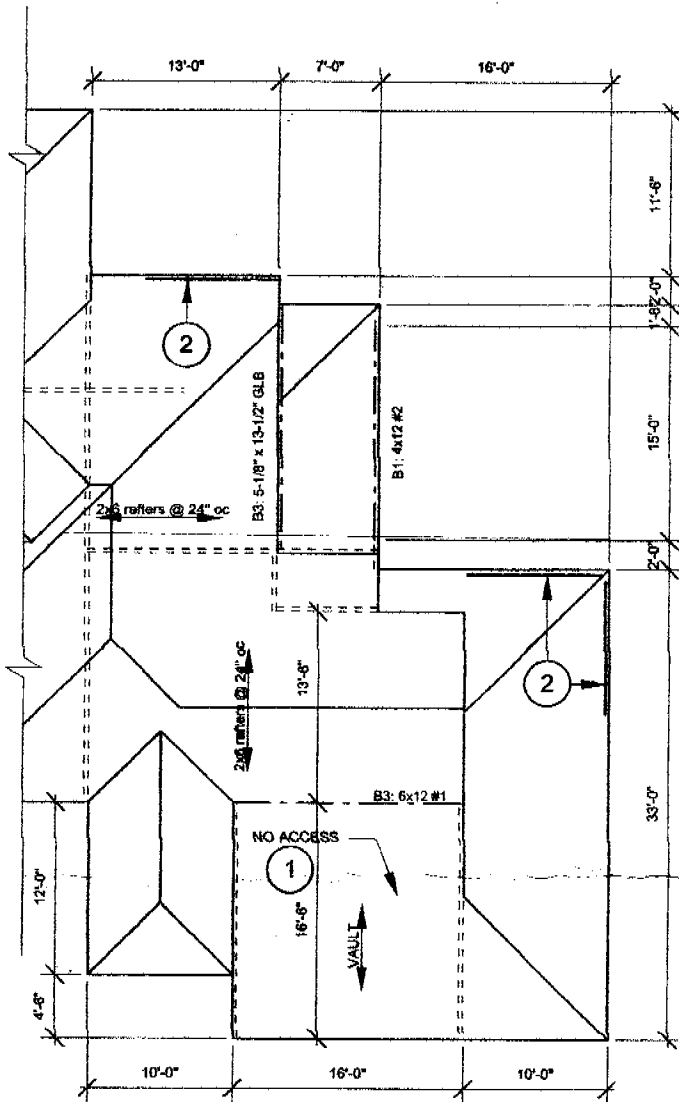
(This section need not be completed if the permit is for \$100 or less) I certify that in the performance of the work for which this permit is issued, I shall not employ any person in any manner so as to become subject to the workers' compensation laws of California and agree that if I should become subject to the workers' compensation provisions of Section 3700 of the Labor Code, I shall forthwith comply with those provisions.

Date 11/21/03 Applicant Signature Alma Gonzalez

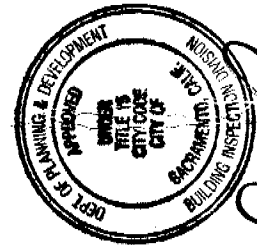
WARNING: FAILURE TO SECURE WORKER'S COMPENSATION COVERAGE IS UNLAWFUL AND SHALL SUBJECT AN EMPLOYER TO CRIMINAL PENALTIES AND CIVIL FINES UP TO ONE HUNDRED THOUSAND DOLLARS (\$100,000) IN ADDITION TO THE COST OF COMPENSATION, DAMAGES AS PROVIDED FOR IN SECTION 3706 OF THE LABOR CODE, INTEREST AND ATTORNEY'S FEE.

THIS PERMIT SHALL EXPIRE BY LIMITATION IF WORK IS NOT COMMENCED WITHIN 180 DAYS.


27 SAGE RIVER CIR.



This set of plans and specifications must be kept on the job at all times and it is unlawful to make any changes or alterations from the same without written permission from the Building Inspection Division. The approval of this plan and specification SHALL NOT be held to permit or approve the violation of any City Ordinance or State Law.



Handwritten signature and date: 11/21/03



FRAMING NOTES:

1. No Access. See "Recommendations" for allowable rafter spans.
2. Add a 2x6 DF#2 x 10'-0" long fascia with 3 - 16d's to each existing rafter tail.

p.2 16' 3" rafter span max

Notes:

- A. This is a reroof project. The new roofing material shall be a Light Weight Concrete Tile. The tile shall weigh less than or equal to 7.3 psf.
- B. All rafters are 2x6 DF#2 and hips and valleys are 2x8 DF#2 unless otherwise noted.
- C. All existing rafter, hips, valleys, rafter ties, and purlins are braced per UBC Section 2320.1 "Roof and Ceiling Framing" unless otherwise shown.
- D. All structural wood members that were observed appear to be in sound condition and without structural defect.



ROOF PLAN - NOBERT

Not to Scale

CITY COPY

Nobert

Paul Zacher - Structural Engineers, Inc
4701 Lakeside Way
Fair Oaks, CA 95628

TEL: 916.961.3960
FAX: 916.961.6552

November 16, 2003

Zimmerman Roofing
3675 R Street
Sacramento, CA 95816
TEL: (916) 454-3667
FAX: (916) 691-1943

Attn.: Mr. Jeff Tucker,

re: Job 2003555: NOBERT

Subject: Structural Investigation Report of the Roof for the Residence located at 27 Sage River Circle,
Sacramento, CA 95831.



As requested by Mr. Jeff Tucker, this is a report to determine what needs should be addressed to correct any structural deficiencies of the roof. Paul Zacher visited the site November 13, 2003. The investigation was made to determine the existing condition of the structure. All information, data and analysis contained within this report are based on the 1997 Uniform Building Code with 2001 CBC Title 24 Amendments.

The following is based on visual observations with no subsurface investigation being made.

DESCRIPTION:

Type of Facility: Residence.
Year Built: Estimated 1980's vintage.
Occupancy: Residential.
No. of Stories: Two.
Dimensions: Approximately 2000 square feet.

CONSTRUCTION:

Roof:
The roof covering will consist of a Light Weight Concrete Tile over 7/16" solid sheathing. The roof structure is conventionally framed with 2x6 rafters spaced at 24" on center. One area had no access and was not inspected.

CONCLUSIONS:

Roof:
The roof structure currently lacks sufficient structural capacity for the applied live and dead loads. See "Recommendations" for location and repair to bring the roof structure up to the required capacity. No conclusion was drawn for the area that was inaccessible and was not inspected.

RECEIVED NOV 18 2003

Nobert



Paul Zacher - Structural Engineers, Inc
4701 Lakeside Way
Fair Oaks, CA 95628

TEL: 916.961.3960
FAX: 916.961.6552

RECOMMENDATIONS:

If any of the following recommendations do not correspond to actual field conditions, the engineer of record shall be notified for further investigation and evaluation before continuing work.

Roof Structure:

1. After the roofing material has been removed, the contractor shall verify that the framing in the inaccessible portion of the structure does not exceed the following:

- a. 2x10 @ 16" oc - max span = 19'-9"

If the framing differs from the above, the contractor shall supply the engineer with diagrams showing the member sizes and span lengths. The engineer shall then determine if the structure can adequately support the applied dead and live loads and a supplemental report shall be issued. See detail 1.

2. Add a 2x6 DF#2 x 10'-0" long fascia with 3 - 16d's to each existing rafter tail. See detail 1.

It shall be noted that small hairline cracking may occur at exterior stucco and interior gypboard finished walls that are load bearing or distributing roof strut loads. These cracks are a natural occurrence as the existing structure re-distributes the new roof weight. They are cosmetic in nature and are not an indication of a structural hazard or failure.

It shall be noted that some deflection of the rafters may be evident after installation of the tile. The existing roof framing has deflected but this may not be readily evident due to the uneven nature of the existing roofing material. Concrete tile is a very consistent and uniform product and when installed in an even plane, even small deflections can become apparent. This is only a cosmetic issue and not a structural concern.

The inspection consisted of visual observation only, made solely to determine the structural capacity of the existing roof. Analysis does not determine any effects on the overall structure under lateral forces or effects on the foundation unless specifically noted in the calculations and in this document. No warranties, expressed or implied, are made or intended in conjunction with this report. The inspection was made only to the portions that were accessible. The specific items noted were those that were observable and there may be defects that are not observable, or are hidden by architectural and structural materials.

If you have any questions on the above, do not hesitate to call.

Sincerely,

Paul Zacher, P.E., S.E.
file

LOADING:

Rafter

24.6 / 32.0

Dr = 12.3 psf x 2'-0" = 24.6 plf

2x6 #2

12'-0"

Lr = 16.0 psf x 2'-0" = 32.0 plf

Vault

23.2 / 21.3

Dr = 17.4 psf x 1'-4" = 23.2 plf

2x10 #2

19'-9"

Lr = 16.0 psf x 1'-4" = 21.3 plf

B1

86 / 112

Dr = 12.3 psf x 7'-0" = 86 plf

4 x 12 #2

15'-0"

Lr = 16.0 psf x 7'-0" = 112 plf

B2

308 / 440

Dr = 12.3 psf x 10'-0" = 123 plf

5-1/8" x 13-1/2" GLB

17'-6"

Lr = 16.0 psf x 10'-0" = 160 plf

Df = 10.0 psf x 6'-6" = 65 plf

Lr = 40.0 psf x 6'-6" = 260 plf

Dr = 15.0 psf x 8'-0" = 120 plf

B3

261 / 240

Dr = 17.4 psf x 15'-0" = 261 plf

6 x 12 #1

17'-0"

Lr = 16.0 psf x 15'-0" = 240 plf