

4.1


City of Sacramento



Y2K Status Update

January 4, 2000


City of Sacramento Y2K Status Update



As of 1/4/00 at noon


City-wide

- Number of Systems checked 1,837 of 1,888
- Number of Systems with no problems 1,830
- Number of Systems with problems
 - Number of Major System Problems 0
 - Number of ~~of~~ Minor System Problems 7



Systems with Problems

Department	System	Essential/Critical
■ Downtown	Portex Monitors	No
■ Downtown	Golf Reservation System	Critical
■ Public Works	M4 Software for Fuel Islands	No
■ Police	CAD/RMS => Crime Analysis	No
■ ASD-IT	Groupwise -Web Access	Essential
■ Revenue	Parcel	No
■ Revenue	Utility Billing - Liens	No



Status by Department

Department	Systems Checked	Problems	Systems to check
ASD-IT	179	1	1
ASD-NIT	249	2	21
Attorney	7	0	0
Clerk	8	0	0
Treasurer	13	0	2
Downtown	249	2	2
Fire	462	0	0
Neighborhoods	36	0	0
Police	481	1	0
Public Works	36	1	0
<u>Utilities</u>	<u>114</u>	<u>0</u>	<u>25</u>
Totals	1,837	7	51



System Status as of Tuesday Noon

■ Direct Public Impact

- | | |
|--------------------------|----------------------|
| – Traffic Signals | No Problems Reported |
| – Water Delivery Systems | No Problems Reported |
| – Public Safety Vehicles | No Problems Reported |
| – 9-1-1 Systems | No Problems Reported |

■ Communications Status

- | | |
|--------------------------------|------------------------|
| – Phones Systems | No Problems Reported |
| – Network/Groupwise | Minor Problem Reported |
| – Radios/Pagers | No Problems Reported |
| – Mobile Data Terminals (MDTs) | No Problems Reported |



System Status (Cont'd)

- Buildings/Building Systems
 - In Building Fire Alarms No Problems Reported
 - Municipal Fire Alarm System No Problems Reported
 - Security Systems No Problems Reported
 - HVAC Systems No Problems Reported

- Software Status
 - Mainframe applications No Problems Reported
 - Virus attacks No Problems Reported
 - PC applications No Problems Reported

- Hardware/Embedded Chip Status
 - Personal Computers No Problems Reported
 - Other No Problems Reported

Next Steps



-
- Finish the Early Detection Measure Checklists (51 line items)
 - Continue to Monitor Systems and Problems

Attendance at EOC (per sign in rooster)

12/31/99 7am-7pm shift

City	45
County	49
Outside Agencies (including other fire agencies)	15
Total	<u>109</u>

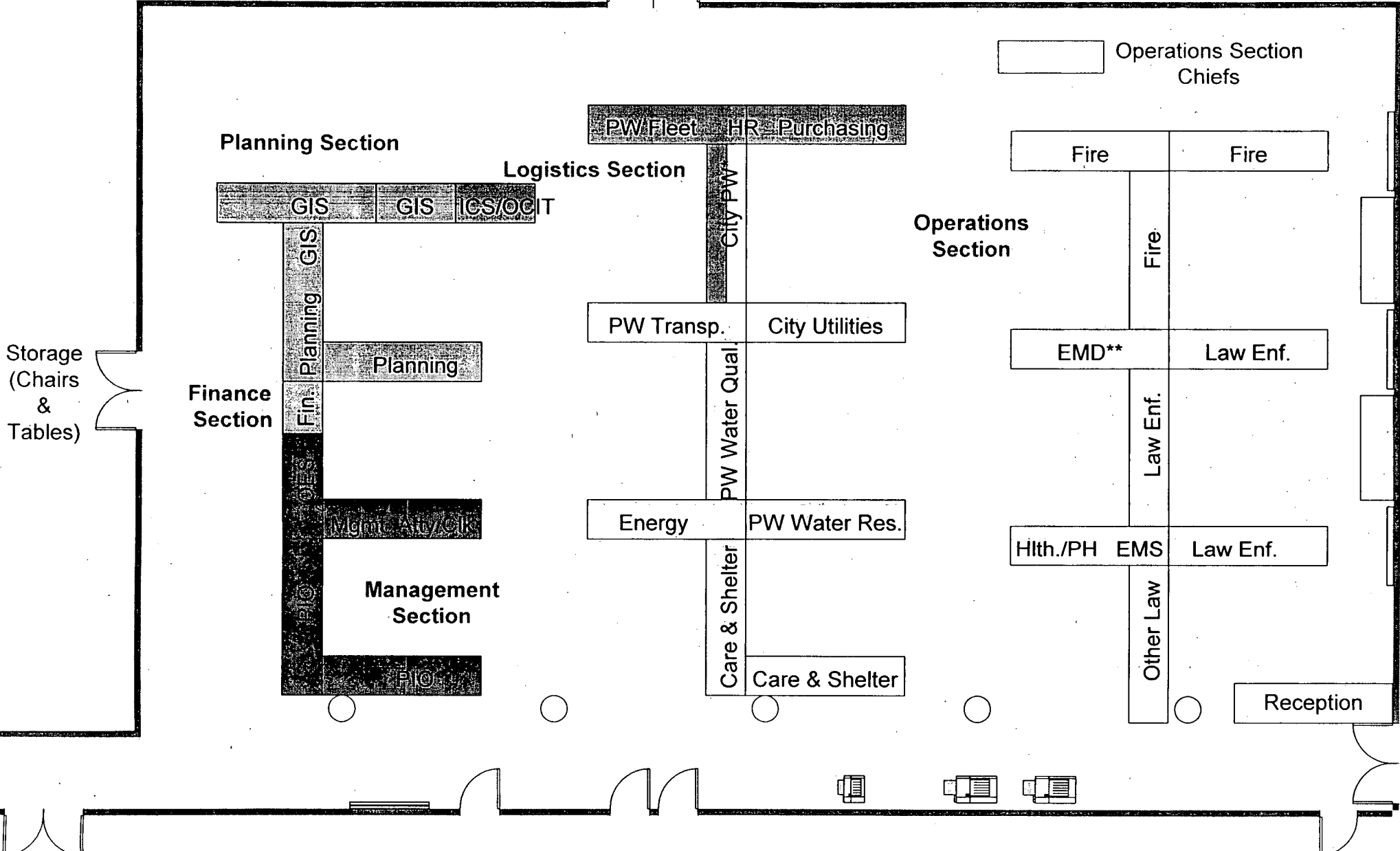
12/31/99 7pm-1/1/200 7am shift

City	42
County	27
Outside Agencies (including other fire agencies)	29
Total	<u>98</u>

1/1/2000 7am-7pm shift

City	6
County	1
Outside Agencies (including other fire agencies)	4
Total	<u>11</u>

Management
 Planning
 Finance
 Logistics
 Operations



La Sierra Community Center

Main Hall

Functional SEMS Configuration

* = includes Fleet, and Facilities.

** = HazMat & Envir. Health

Scale 1" = 10' 0"