

CITY OF SACRAMENTO
1231 I Street, Sacramento, CA 95814

Permit No: 0317931
Insp Area: 4
Thos Bros: 257-C5

Site Address: 621 NATALINO CR SAC
Parcel No: REGENCY PARK VIL. A LOT 28

Sub-Type: NSFR
Housing (Y/N): N

CONTRACTOR
LENNAR RENAISSANCE INC
1075 CREEKSIDE RIDGE DR
ROSEVILLE, CA 95678

OWNER

ARCHITECT

Nature of Work: MP 1635 2 STORY 6 ROOM SFR

CONSTRUCTION LENDING AGENCY : I hereby affirm under penalty of perjury that there is a construction lending agency for the performance of the work for which this permit is issued (Sec. 3097, Civ. C).

Lender's Name _____ Lender's Address _____

LICENSED CONTRACTORS DECLARATION: I hereby affirm under penalty of perjury that I am licensed under provisions of Chapter 9 (commencing with section 7000) of Division 3 of the Business and Professions Code and my license is in full force and effect.

License Class B License Number 732348 Date _____ Contractor Signature [Signature]

OWNER-BUILDER DECLARATION: I hereby affirm under penalty of perjury that I am exempt from the contractors License Law for the following reason (Sec. 7031.5, Business and Professions Code; any city or county which requires a permit to construct, alter, improve, demolish, or repair any structure, prior to its issuance, also requires the applicant for such permit to file a signed statement that he or she is licensed pursuant to the provisions of the Contractors License Law (Chapter 9 (commencing with Section 7000) of Division 8 of the Business and Professions Code) or that he or she is exempt therefrom and the basis for the alleged exemption. Any violation of Section 7031.5 by any applicant for a permit subjects the applicant to a civil penalty of not more than five hundred dollars (\$500.00);

____ I, as a owner of the property, or my employees with wages as their sole compensation, will do the work, and the structure is not intended or offered for sale (Sec. 7044, Business and Professional Code: The Contractors License Law does not apply to an owner of property who builds or improves thereon, and who does such work himself or herself or through his/her own employees, provided that such improvements are not intended or offered for sale. If, however, the building or improvement is sold within one year of completion, the owner-builder will have the burden of proving that he/she did not build or improve for the purpose of sale.)

____ I, as owner of the property, am exclusively contracting with licensed contractors to construct the project (Sec. 7044, Business and Professions Code: The Contractors License Law does not apply to an owner of property who builds or improves thereon, and who contracts for such projects with a contractor(s) licensed pursuant to the Contractors License Law).

____ I am exempt under Sec. _____ B & PC for this reason: _____

Date _____ Owner Signature _____

IN ISSUING THIS BUILDING PERMIT, the applicant represents, and the city relies on the representation of the applicant, that the applicant verified all measurements and locations shown on the application or accompanying drawings and that the improvement to be constructed does not violate any law or private agreement relating to permissible or prohibited locations for such improvements. This building permit does not authorize any illegal location of any improvement or the violation of any private agreement relating to location of improvements.

I certify that I have read this application and state that all information is correct. I agree to comply with all city and county ordinances and state laws relating to building construction and hereby authorize representative(s) of this city to enter upon the abovementioned property for inspection purposes.

Date 12-5-03 Applicant/Agent Signature [Signature]

WORKER'S COMPENSATION DECLARATION: I hereby affirm under penalty of perjury that I have made the following declarations:

____ I have and will maintain a certificate of consent to self-insure for workers' compensation as provided for by Section 3700 of the Labor Code, for the performance of work for which the permit is issued.

I have and will maintain workers' compensation insurance, as required by Section 3700 of the Labor Code, for the performance of the work for which this permit is issued. My workers' compensation insurance carrier and policy number are:

Carrier OLD REPUBLIC INS. CO. Policy Number MWC10845400 Exp Date 11/01/2003

____ (This section need not be completed if the permit is for \$100 or less) I certify that in the performance of the work for which this permit is issued, I shall not employ any person in any manner so as to become subject to the workers' compensation laws of California and agree that if I should become subject to the workers' compensation provisions of Section 3700 of the Labor Code, I shall forthwith comply with those provisions.

Date 12-5-03 Applicant Signature [Signature]

WARNING: FAILURE TO SECURE WORKER'S COMPENSATION COVERAGE IS UNLAWFUL AND SHALL SUBJECT AN EMPLOYER TO CRIMINAL PENALTIES AND CIVIL FINES UP TO ONE HUNDRED THOUSAND DOLLARS (\$100,000) IN ADDITION TO THE COST OF COMPENSATION, DAMAGES AS PROVIDED FOR IN SECTION 3706 OF THE LABOR CODE, INTEREST AND ATTORNEY'S FEE.

THIS PERMIT SHALL EXPIRE BY LIMITATION IF WORK IS NOT COMMENCED WITHIN 180 DAYS.

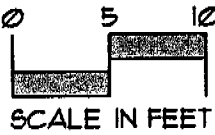
PAY
CITY OF SACRAMENTO
PERMIT CENTER
NORTH PERMIT CENTER

plot plan

THIS PLOT PLAN IS FOR THE PURPOSE OF SHOWING THE HOUSE TO BE CONSTRUCTED ON THE LOT AND MAY NOT REPRESENT THE FINAL AS-BUILT CONFIGURATION OF THE PROPERTY OR IMPROVEMENTS THEREON. THE ACCURACY OF THIS PLOT PLAN IS NOT GUARANTEED, NOR IS IT A PART OF ANY POLICY, REPORT OR GUARANTEE TO WHICH IT MAY BE ATTACHED. ACTUAL DIMENSIONS, OTHER THAN MINIMUM ORDINANCE, MAY VARY OR CHANGE WITHOUT PRIOR NOTICE, DUE TO ACTUAL SITE CONDITIONS.



← EXISTING ACCESS ROAD →



122 T.W.
110 B.W.

MASONRY RET'G WALL
BEHIND PROPERTY LINE
BY OTHERS

122 T.W.
110 B.W.

HOMESITE
28

2354± SQ. FT. PAD=122
FF=1281



1013 SQ. FT. LOT COVERAGE

HOMESITE
27

PAD=122

MP1635

This set of plans and specifications must be kept on the job at all times and it is unlawful to make any changes or alterations from the same without written permission from the Building Inspection Division. The approval of this plan and specification SHALL NOT be held to permit or approve the violation of any City Ordinance or State Law.

HOMESITE
29

PAD=122

PORCH

GARAGE

(P) GARAGE PAD=1161
(P) GARAGE T.O.S.=1195

LINE OF P.S.E.

116 T.B.C.

5' P.U.E.
5'

5.5' DWY @ 14%

SAWCUT & REMOVE (E) TYPE 15 CURB

5' T.B.C.

E COURT

11.9

11.0 A.C.

11.0 A.C.

11.8 T.B.C.

11.3 FL GB

16.00' P.S.E.

lot coverage	
LOT AREA:	2354± #
BUILDING:	1013 #
BLDG./ LOT AREA:	46 %

retaining wall	
HEIGHT:	_____
LENGTH:	_____
DISTANCE FROM P.L.:	_____

symbols legend	
DROP INLET:	
ELECTRIC SERVICE BOX:	
FIRE HYDRANT:	
FLOW LINE ELV. AT HIGH POINT:	FL=23.4 HP
GAS SERVICE:	
PAD-MOUNT TRANSFORMER:	
SEWER SVC.:	
STREET LIGHT:	
TOP OF ASPHALT ELEVATION:	123.4 TAC
SWALE (FLOW DIRECTION):	
WATER SVC.:	
EXTENTS OF 2ND STORY LEVEL:	

Winncrest Homes

Regency Park Village A
A NORTHPOINTE PARK VILLAGE COMMUNITY

home site #28

621 Natalino Circle

REGENCY PARK VILLAGE A
CITY OF SACRAMENTO, CALIFORNIA
a.p.n.: 201-0540-002-003

general notes

- 1) DIMENSIONS ALONG CURVED LINES ARE ARC LENGTHS, U.O.N.
- 2) SETBACK DIMENSIONS ARE ROUNDED DOWN TO NEAREST HALF UNIT, U.O.N.
- 3) MAXIMUM ALLOWABLE LOT COVERAGE IS 55 PERCENT FOR 1-STORY HOMES AND 50 PERCENT FOR 2-STORY HOMES.
- 4) DRIVEWAY SLOPE IS CALCULATED AT STEEPEST SIDE, U.O.N.

11	BCB	10/31/03	10:1
phase	drawn by	issue	scale



Planning and Building Department
Building Division

CITY OF SACRAMENTO
CALIFORNIA

November 7, 2003

Downtown Permits Center
1231 I Street, #200
Sacramento, CA 95814-2998

North Permits Center
2101 Arena Blvd., Suite 200
Sacramento, CA 95834

ADDRESS 621 Natalino Cr. PERMIT NO. 0317931

INSPECTION COMMENTS	PERMIT DOCUMENTS
2-24-04 - AP B10, 11, P 40 SA	
3-2-04 AP-12 SA	
3-4-04 AP-4243 SA	
4-7-04 E67 AP EBY	
4/16/04 B17 AP SA	
4-19-04 B26/C.N. KILL	
4/20/04 Shear OK	
5/3/04 B-81818 AP SA	
5-6-04 B14 AP SA	
5-11-04 B47 RLB	
7-12-04 Final CN YSP	

FINAL APPROVALS	
BUILDING	
ELECTRICAL	
PLUMBING	
MECHANICAL	
FIRE	
SITE	

KwikKote

No. 200-919275

Stucco System Installation Card

Job Name: MAGNOLIA PLACE
Address: 621 NATALINO CIRCLE
SACRAMENTO,
Lot #: 00028-A

Stucco System Trade Name: KWIK KOTE
Stucco System Manufacturer: KWIK KOTE CORP.

ICBO Evaluation Service, Inc.
Report No. 3607
Date of Job Completion: 7/1/04

Home Builder: LENNAR RENAISSANCE/WINNCREST
Address: 1075 Creekside Ridge Dr. #100
ROSEVILLE, CA

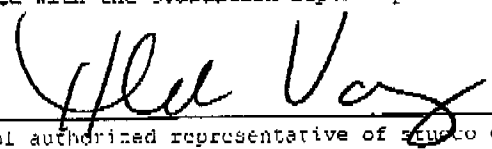
Stucco Contractor: KENYON PLASTERING, INC.
Address: PO BOX 2077
North Highlands, CA

Telephone Number: 916/349-8191

Approved Contractor Number as
issued by the Stucco Manufacturer: 1001

Card Print Date: 07/01/2004

This is to certify that the stucco system on the building exterior at the above address had been installed in accordance with the evaluation report specified above and the manufacturer's instructions.



Signature of authorized representative of stucco contractor

7/01/04

Date

CERTIFICATION OF INSULATION

<p style="text-align: center;">ADDRESS OR TRACT</p> <p style="text-align: right; font-size: 1.2em;">LOT # 28</p> <p style="font-size: 1.5em; font-family: cursive;">Winncrest Magnolia</p>	<p style="text-align: center;">SACRAMENTO BUILDING PRODUCTS</p> <p><input type="checkbox"/> P.O. BOX 854, WEST SACRAMENTO, CA 95691 LIC. #202026</p> <p><input type="checkbox"/> 1309 MELODY ROAD, MARYSVILLE, CA 95901 LIC. #202026</p> <p><input type="checkbox"/> P.O. BOX 9651, FRESNO, CA 93793-9651 LIC. #202026</p> <p><input type="checkbox"/> P.O. BOX 1631, RENO, NV 89505 LIC. #10675</p> <p><input type="checkbox"/> 3326 A PONDEROSA WAY, LAS VEGAS, NV 89118 LIC. #10675</p> <p>DATE INSULATION COMPLETED</p>
---	--

WALLS			CEILINGS			FLOORS					
(SQUARE FEET)			(SQUARE FEET)			(SQUARE FEET)					
TYPE OF INSULATION			TYPE OF INSULATION			TYPE OF INSULATION					
MATERIAL FIBERGLASS			MATERIAL FIBERGLASS			MATERIAL FIBERGLASS					
FORM BATTS			FORM BATTS & BLOW			FORM BATTS					
MANUFACTURER'S PRODUCT I.D.			MANUFACTURER'S PRODUCT I.D.			MANUFACTURER'S PRODUCT I.D.					
MANUFACTURER			MANUFACTURER			MANUFACTURER					
CT	OC	JM	CT	OC	JM	CT	OC	JM			
			BAGS								
R-VALUE INSTALLED	APPLIED THICKNESS		R-VALUE INSTALLED	APPLIED THICKNESS		MIN. INSTALLED WEIGHT PER SQUARE FOOT	R-VALUE INSTALLED	APPLIED THICKNESS			
13	19	32	38	12"	14 3/4"						
KNEE WALLS IF R-VALUE IS OTHER THAN WALLS ABOVE											
MATERIAL FIBERGLASS			FORM BATTS			R VALUE			MANUFACTURER		
									CT	OC	JM
AIR INFILTRATION SEALANT											
MATERIAL						MANUFACTURER					
Foam						HILTI			HANDY FOAM		

THIS IS TO CERTIFY THAT INSULATION AND/OR SEALANT HAS BEEN INSTALLED IN CONFORMANCE WITH APPLICABLE CODES, MATERIAL STANDARDS AND REGULATIONS.

SIGNATURE — INSULATION CONTRACTOR	TITLE MANAGER	DATE 6/21/04
SIGNATURE — GENERAL CONTRACTOR	TITLE	DATE
REMARKS		

Magnolia e Regener Park Village A

CEGR

Site Address Plan 122 A, B, C Permit Number

FENESTRATION/GLAZING:

Table with columns: Manufacturer/Brand Name, Product U-Value, Product SHGC, # of Panes, Total Quantity of Like Product, Square Feet, Interior or Exterior Shading Device or Overhang, Comments/Location/Special Features. Rows 1-15.

1 Manufactured fenestration products use the values from the product label. Field fabricated fenestration products use the default values from Section 116 of the Energy Efficiency Standards.

2 Installed U-value must be less than or equal to values from CF-1R. Installed SHGC must be less than or equal to values from CF-1R, or a shading device (interior, exterior or overhang) is installed as specified on the CF-1R. Alternatively, installed weighted average U-values for the total fenestration area are less than or equal to values from CF-1R.

I, the undersigned, verify that the fenestration/glazing listed above my signature: 1) is the actual fenestration product installed; 2) is equivalent to or has a lower U-Value and lower SHGC than that specified in the certificate of compliance (Form CF-1R) submitted for compliance with the Energy Efficiency Standards for residential buildings; and 3) the product meets or exceeds the appropriate requirements for manufactured devices (from Part 6), where applicable.

Signature and date lines for Item #s (if applicable) with options: Installing Subcontractor (Co. Name) OR General Contractor (Co. Name) OR Owner OR Window Distributor.

COPY TO: Building Department, HERS Provider (if applicable), Building Owner at Occupancy

July 1, 1999

INSTALLATION CERTIFICATE

Site Address _____

Permit Number _____

An installation certificate is required to be posted at the building site or made available for all appropriate inspections. (The information provided on this form is required; however, use of this form to provide the information is optional.) After completion of final inspection, a copy must be provided to the building department (upon request) and the building owner at occupancy, per Section 10-103(b).

HVAC SYSTEMS:

Heating Equipment

Equip. Type (pkg. heat pump)	CBC Certified Mfr Name and Model Number	# of Identical Systems	Efficiency (AFUE, etc.) ¹ (≥CF-1R value)	Duct Location (attic, etc.)	Duct or Piping R-value	Heating Load (Btu/hr)	Heating Capacity (Btu/hr)
Furnace	York P4HUA12L048	1	.80	attic	R-4.2	17725	48000

Cooling Equipment

Equip. Type (pkg. heat pump)	CBC Certified Compressor Unit Mfr Name and Model Number	# of Identical Systems	Efficiency (SEER, etc.) ¹ (≥CF-1R value)	Duct Location (attic, etc.)	Duct R-value	Cooling Load (Btu/hr)	Cooling Capacity (Btu/hr)
Split AC	York HIRE030	1	14.0	attic	R-4.2	24025	29000

1. ≥ reads greater than or equal to.

I, the undersigned, verify that equipment listed above is: 1) is the actual equipment installed, 2) equivalent to or more efficient than that specified in the certificate of compliance (Form CF-1R) submitted for compliance with the *Energy Efficiency Standards* for residential buildings, and 3) equipment that meets or exceeds the appropriate requirements for manufactured devices (from the *Appliance Efficiency Regulations* or Part 6), where applicable.

Robert D. [Signature] 4-1-04
Signature, Date

Deal Mechanical, Inc.
Installing Subcontractor (Co. Name)
OR General Contractor (Co. Name) OR Owner

WATER HEATING SYSTEMS:

Heater Type	CBC Certified Mfr Name & Model Number	Distribution Type (Std. Point-of-Use)	If Recirculation, Control Type	# of Identical Systems	Rated ² Input (kW or Btu/hr)	Tank Volume (gallons)	Efficiency ³ (EF, RE)	Standby ³ Loss (%)	External Insulation R-value ³

- 2. For small gas storage (rated input of less than or equal to 75,000 Btu/hr), electric resistance and heat pump water heaters, list Energy Factor. For large gas storage water heaters (rated input of greater than 75,000 Btu/hr), list Recovery Efficiency, Standby Loss and Rated Input. For instantaneous gas water heaters, list Recovery Efficiency and Rated Input.
- 3. R-12 external insulation is mandatory for storage water heaters with an energy factor of less than 0.58.

Faucets & Shower Heads:

All faucets and showerheads installed are certified to the Commission, pursuant to Title 24, Part 6, Section 111.

I, the undersigned, verify that equipment listed above my signature is: 1) the actual equipment installed; 2) equivalent to or more efficient than that specified in the certificate of compliance (Form CF-1R) submitted for compliance with the *Energy Efficiency Standards* for residential buildings; and 3) equipment that meets or exceeds the appropriate requirements for manufactured devices (from the *Appliance Efficiency Regulations* or Part 6), where applicable.

Signature, Date

Installing Subcontractor (Co. Name) OR
General Contractor (Co. Name) OR Owner

COPY TO: Building Department
HERS Provider (if applicable)
Building Owner at Occupancy

INSTALLATION CERTIFICATE

(Page 1 of 13)

CF-6R

Site Address _____

Permit Number _____

An installation certificate is required to be posted at the building site or made available for all appropriate inspections. (The information provided on this form is required; however, use of this form to provide the information is optional.) After completion of final inspection, a copy must be provided to the building department (upon request) and the building owner at occupancy, per Section 10-103(b).

HVAC SYSTEMS:

Heating Equipment

Equip. Type (pkg. heat pump)	CEC Certified Mfr Name and Model Number	# of Identical Systems	Efficiency (AFUE, etc.) ¹ [\geq CF-1R value]	Duct Location (attic, etc.)	Duct or Piping R-value	Heating Load (Btu/hr)	Heating Capacity (Btu/hr)

Cooling Equipment

Equip. Type (pkg. heat pump)	CEC Certified Compressor Unit Mfr Name and Model Number	# of Identical Systems	Efficiency (SEER, etc.) ¹ [\geq CF-1R value]	Duct Location (attic, etc.)	Duct R-value	Cooling Load (Btu/hr)	Cooling Capacity (Btu/hr)

1. \geq reads greater than or equal to.

I, the undersigned, verify that equipment listed above is: 1) is the actual equipment installed, 2) equivalent to or more efficient than that specified in the certificate of compliance (Form CF-1R) submitted for compliance with the *Energy Efficiency Standards* for residential buildings, and 3) equipment that meets or exceeds the appropriate requirements for manufactured devices (from the *Appliance Efficiency Regulations* or Part 6), where applicable.

Signature, Date _____

Installing Subcontractor (Co. Name) _____

OR General Contractor (Co. Name) OR Owner _____

WATER HEATING SYSTEMS:


Heater Type	CEC Certified Mfr Name & Model Number	Distribution Type (Std. Point-of-Use)	If Recirculation, Control Type	# of Identical Systems	Rated ² Input (kW or Btu/hr)	Tank Volume (gallons)	Efficiency ² (EF, RE)	Standby ² Loss (%)	External Insulation R-value ³
NAT GAS	42VR50-40	STD.	N/A	1	49,000 Btu/hr	50	.62	N/A	R-20

- 2 For small gas storage (rated input of less than or equal to 75,000 Btu/hr), electric resistance and heat pump water heaters, list Energy Factor. For large gas storage water heaters (rated input of greater than 75,000 Btu/hr), list Recovery Efficiency, Standby Loss and Rated Input.
- For instantaneous gas water heaters, list Recovery Efficiency and Rated Input.
- 3. R-12 external insulation is mandatory for storage water heaters with an energy factor of less than 0.58.

Faucets & Shower Heads:

All faucets and showerheads installed are certified to the Commission, pursuant to Title 24, Part 6, Section 111.

I, the undersigned, verify that equipment listed above my signature is: 1) the actual equipment installed; 2) equivalent to or more efficient than that specified in the certificate of compliance (Form CF-1R) submitted for compliance with the *Energy Efficiency Standards* for residential buildings; and 3) equipment that meets or exceeds the appropriate requirements for manufactured devices (from the *Appliance Efficiency Regulations* or Part 6).


Signature, Date _____

D & J PLUMBING, INC.
4341 WINTERS STREET
SACRAMENTO, CA 95838

Installing Subcontractor (Co. Name) OR
General Contractor (Co. Name) OR Owner _____

COPY TO: Building Department
HERS Provider (if applicable)
Building Owner at Occupancy