



4.1.B-2

*intent motion*


DEPARTMENT OF  
PUBLIC WORKS

**APPROVED**  
BY THE CITY COUNCIL OF SACRAMENTO  
CALIFORNIA

927 10TH STREET  
SACRAMENTO, CA  
95814-2702

TECHNICAL SERVICES  
DIVISION

**JUN 15 1999**



PH 916-264-8300  
FAX 916-264-8281

OFFICE OF THE  
CITY CLERK

June 1, 1999

City Council  
Sacramento, California

Honorable Members in Session:

**SUBJECT: APPROVAL OF 1999/00 TRANSPORTATION CAPITAL IMPROVEMENT PROGRAM**

**LOCATION AND COUNCIL DISTRICT:** Citywide. All Districts

**RECOMMENDATION:**

This report recommends that the City Council approve the attached resolution which:

- Replaces the previously published 1999-2004 Transportation Capital Improvement Program (CIP) and;
- Adopts the Fiscal Years 1999-2004 Transportation (CIP) as a multi-year budget with approval, by resolution, of appropriations for Fiscal Year 1999-2000.

**CONTACT PERSON:** Kirsten Garrard, Transportation Analyst, 264-8242  
Fran Lee Halbakken, Funding & Priorities Manager, 264-7194

**FOR COUNCIL MEETING OF:** June 15, 1999

**SUMMARY:**

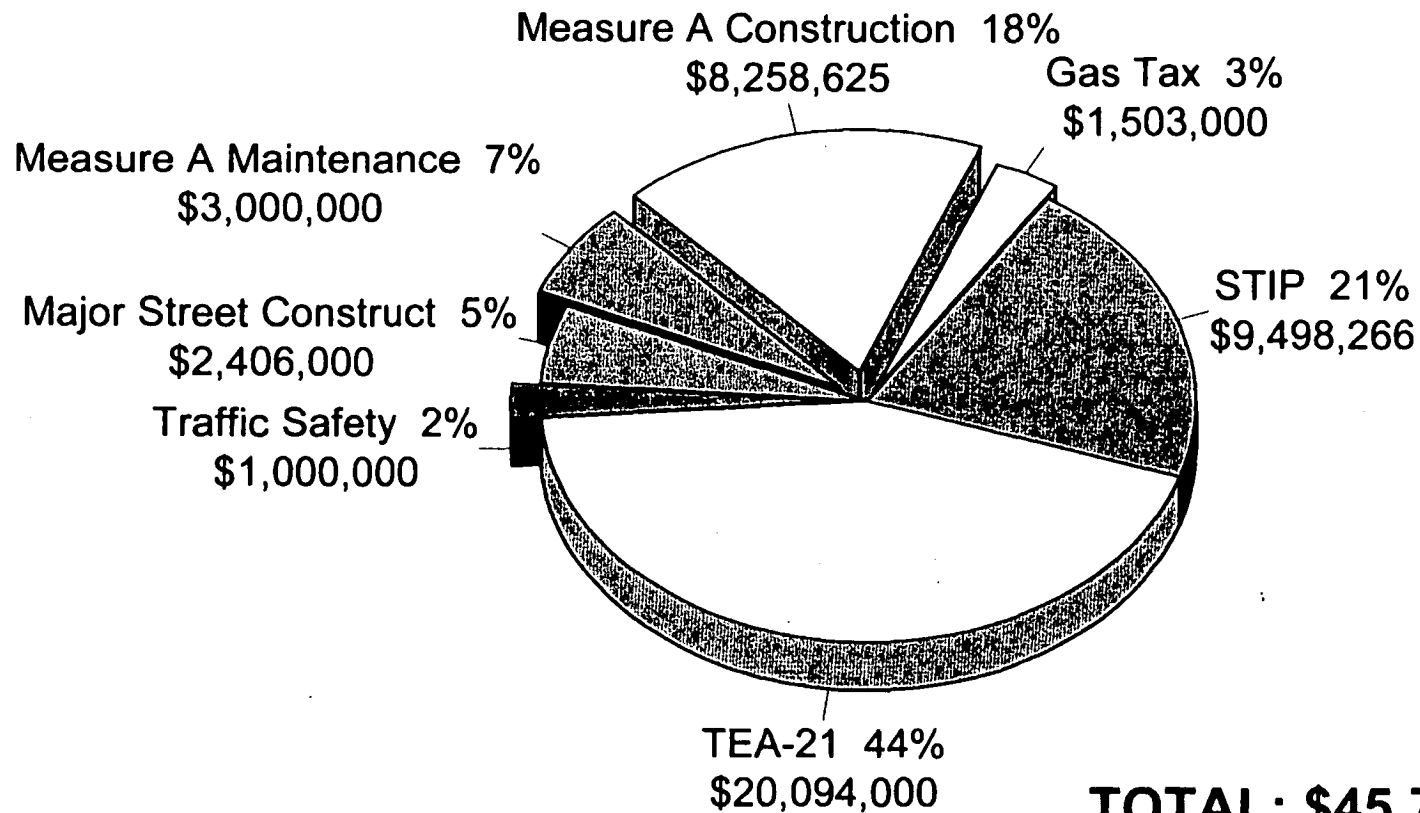
This report requests the City Council's approval of the 1999-2004 Transportation CIP (See Attachment A) and appropriations for FY 1999-2000. The proposed actions will:

- Provide adequate funding for street maintenance and street reconstruction;
- Provide local match to leverage State and federal funding for projects; and
- Continue commitments to ongoing transportation projects and programs.

# 1999/00 - 2003/04 Transportation CIP

- ▶ **Protects infrastructure investment**
- ▶ **Reduces existing reconstruction back-log**
- ▶ **Leverages State/Federal funding**
- ▶ **Delivers key capital improvements**
- ▶ **Continues on-going commitment to programs**

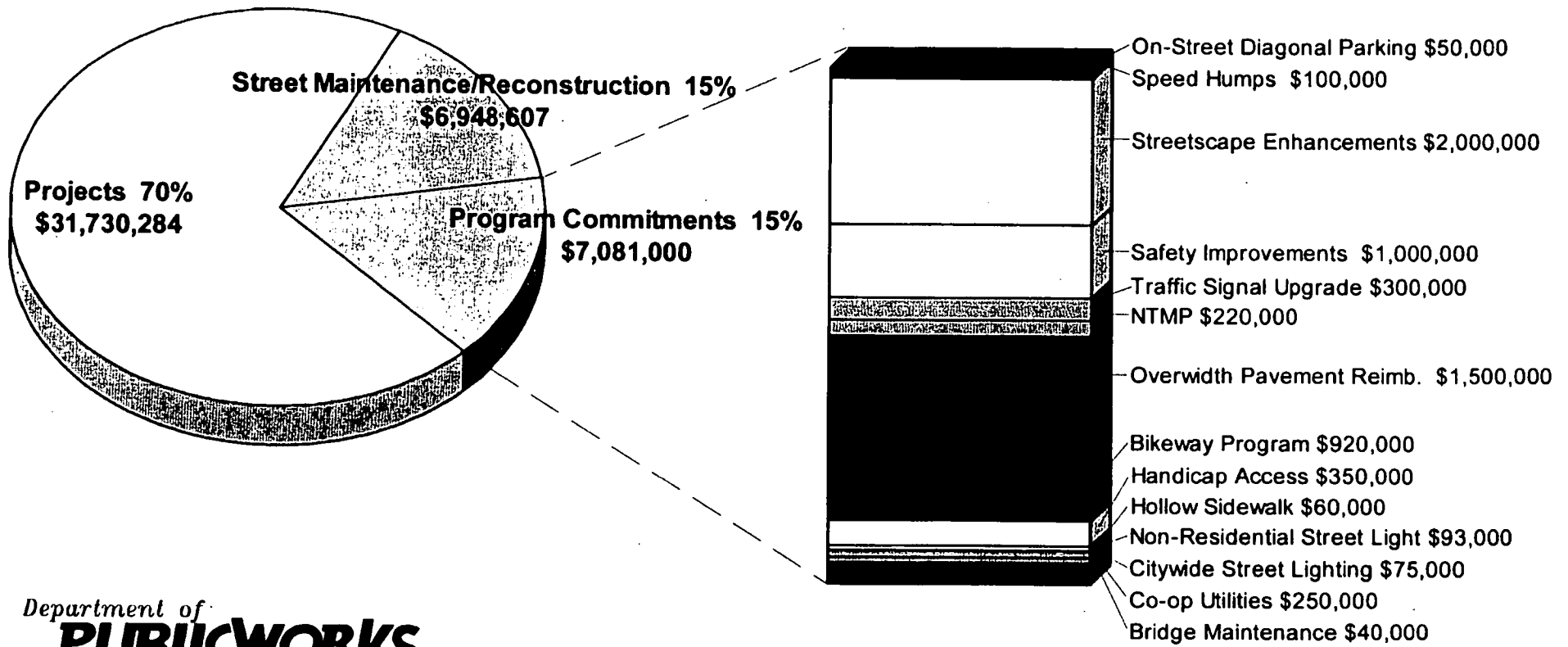
# 1999/00 CIP Programming by Fund Source



# Transportation CIP Commitments

FY 99/00

Total CIP \$45,759,891



# TEA 21 STP Funding

- |  |             |
|--|-------------|
| ● Howe Ave/Highway 50 Improvements, construction   | \$2,655,000 |
| ● Power Inn Road Widening, construction  | \$3,982,000 |
| ● Richards Blvd. Improvements, 7th - 12th Street, construction   | \$3,424,000 |
| ● Richards Blvd. Extension, project development  | \$708,000   |
| ● State Route 160 Improvements at Richards Blvd., Northgate Blvd., & Del Paso Blvd., project development | \$442,000   |

---

**TOTAL STP FUNDING**

**\$11,211,000**

# TEA 21 CMAQ Funding

● CSUS Bike/Pedestrian Access, project development and construction	\$2,478,000
● Disability access to transit and disability access assessment	\$221,000
● Freeport Shores Bike/Pedestrian Bridge, construction	\$840,000
● On-street Bikeway Projects, construction	\$442,000
● Ueda Parkway Bike & Recreation Trail, construction	\$2,124,000
● Central City 2-way Conversion & Community Plan update	\$885,000
● Highway 50 Bike Demo Project, construction	\$283,000
● Tower Bridge Bike/Pedestrian Improvement, project development	\$310,000
<b>TOTAL CMAQ FUNDING</b>	<b>\$7,583,000</b>

# TEA 21 TEA Funding

- **Street Enhancement Program,  
construction** **\$1,300,000**

<b>TOTAL TEA FUNDING</b>	<b>\$1,300,000</b>
--------------------------	--------------------

# TEA 21 Funding

● Surface Transportation Program (STP)	\$11,211,000
● Congestion Mitigation Air Quality (CMAQ)	\$7,583,000
● Transportation Enhancement Activities (TEA)	\$1,300,000
	<hr/>
<b>TOTAL TEA 21 FUNDING</b>	<b>\$20,094,000</b>



**COMMITTEE/COMMISSION ACTION:**

None.

**BACKGROUND INFORMATION:**

The proposed Transportation CIP varies from the previously approved CIP because of:

- Completion of the North East Area Transportation Study (NEATS) and South East Area Transportation Study (SEATS);
- Programming of 1998 State Transportation Improvement Program (STIP) Augmentation Funds; and
- Probable Federal Transportation Equity Act (TEA21) funding.

Completion of the NEATS and SEATS, combined with the 1998 Transportation Programming Guide (TPG) resulted in recommended project applications for State and federal funding and local funding contributions to ensure project delivery.

Staff has also programmed capital funds for installation of curb cuts and other disabled access for overlay projects budgeted in this CIP.

The Council-approved local \$3 million annual street reconstruction allocation is not included in FY 99/00 because the City successfully obtained \$3.8 million in State Transportation Improvement Program (STIP) funds for reconstruction projects in FY 99/00. This action allowed the City to reprogram \$3 million of Measure A funds to additional high priority capital projects.

In addition, street reconstruction cost have increased over preliminary estimates, and sidewalk and streetlight installation has been added, increasing the cost of the street reconstruction backlog by approximately 33%. This impact will result in a longer delivery time of street reconstruction projects.

**FINANCIAL CONSIDERATIONS:**

The proposed CIP provides a balance between maintenance of existing infrastructure, construction of new capital projects, and continued commitment to ongoing programs. It also successfully leverages limited local transportation funding to match State and federal funds.

The 1999/00 Transportation CIP totals \$45,759,891 with \$20,094,000 in TEA21 Funds, \$9,498,266 in 1998 STIP Augmentation funds, \$1,503,000 in Gas Tax, \$8,258,625 in Measure A Capital, \$3,000,000 in Measure A Maintenance, \$2,406,000 in Major Street Construction Tax, and \$1,000,000 in anticipated Traffic Safety Funds from the Red Light Running Program.

**ENVIRONMENTAL CONSIDERATIONS:**

The subject of this report does not involve a project which requires compliance with the California Environmental Quality Act (CEQA), inasmuch as it does not involve an activity, which may cause a direct or indirect change in the environment (Public Resources Code Section 21065). Each project/program in the CIP is subject to environmental analysis.


**POLICY CONSIDERATIONS:**

City Council has directed staff to invest resources in street maintenance and reconstruction and provide local funds to pursue State and federal funding for projects. The attached resolution implements this policy.

**ESBD CONSIDERATIONS:**

None, since no goods or services are being procured with this action.

Respectfully submitted,



Duane J. Wray  
Technical Services Manager

RECOMMENDATION APPROVED:



ROBERT P. THOMAS  
City Manager

Approved:



Michael Kashiwagi  
Director of Public Works

KG:eaj  
s/f&p/f&p/kg/cip/99-00 cip cc report

# RESOLUTION NO.

ADOPTED BY THE SACRAMENTO CITY COUNCIL

ON DATE OF \_\_\_\_\_

## RESOLUTION APPROVING APPROPRIATIONS FOR THE TRANSPORTATION CAPITAL IMPROVEMENT PROGRAM FOR FISCAL YEAR 1999/2000

### THE CITY COUNCIL OF THE CITY OF SACRAMENTO RESOLVES THAT:

1. The appropriations for the Transportation Capital Improvement Program for fiscal year 1999/2000 shall be approved as follows:

Project Name	Project Fund Number	Programmed Amount
19 <sup>th</sup> & 20 <sup>th</sup> Street Bike Trail	512-500-TK96	200,000
24 <sup>th</sup> Street Corp. Yard Expansion	202-500-XXXX	20,000
7 <sup>th</sup> Street Extension	201-500-TH26	1,000,000
	512-500-TH26	5,227,659
ADA Compliance	201-500-XXXX	1,500,000
Annual PMS Update	202-500-XXXX	50,000
Bridge Maintenance Program	202-500-RA26	40,000
Central City Circulation	202-500-TL26	315,000
	511-500-TL26	885,000
Citywide Street Lighting Program	202-500-SJ96	75,000
Co-op Utilities	202-500-RD61	250,000
CSUS Access	201-500-XXXX	200,000
	511-500-XXXX	2,478,000
	512-500-XXXX	222,000
Dynalect Testing	202-500-XXXX	50,000
Elevate Northgate Boulevard	201-500-TG91	500,000
Focus Area Contingency	201-500-XXXX	250,000
	202-500-XXXX	500,000
Freeport/21 <sup>st</sup> Street Conversion	201-500-SL01	200,000
Freeport Shores Bike/Ped. Bridge	511-500-XXXX	840,000
Handicap Access	201-500-TG81	129,000
	511-500-TG81	221,000

---

### FOR CITY CLERK USE ONLY

RESOLUTION NO.: \_\_\_\_\_

DATE ADOPTED: \_\_\_\_\_

Hollow Sidewalks	202-500-RC46	60,000
Howe/50 Improvements	201-500-XXXX	345,000
	511-500-XXXX	2,655,000
Howe/Power Inn Urban Interchange	201-500-TD76	750,000
I-5 Decking/Old Sacramento Access	209-500-XXXX	100,000
New Traffic Signals	209-500-SK06	423,000
Non-residential Street Light Replacement	202-500-SK02	93,000
Neighborhood Traffic Management Plan	201-500-TS31	220,000
On-street Bikeway Construction	201-500-TG41	293,000
	511-500-TG41	602,000
On-street Bikeway Engineering	201-500-TN01	25,000
On-street Diagonal Parking Program	202-500-XXXX	50,000
Overlays/Street Seals	207-500-RD69	3,000,000
Overwidth Pavement Reimbursement	209-500-TJ94	1,500,000
Power Inn Road Widening	201-500-TK11	518,000
	511-500-TK11	3,982,000
Richards Blvd Improvements (7 <sup>th</sup> -12 <sup>th</sup> )	201-500-XXXX	446,000
	511-500-XXXX	3,424,000
Richards Extension	201-500-TM66	92,000
	511-500-TM66	708,000
Richards/I-5 Interchange	209-500-XXXX	235,000
Road Reconstruction	512-500-XXXX	3,848,607
Safety Improvements	208-500-XXXX	1,000,000
Speed Humps	201-500-SH89	100,000
SR160 At-grade Improvements	201-500-XXXX	690,625
	209-500-XXXX	148,000
	511-500-XXXX	442,000
Streetscape Enhancements	201-500-XXXX	700,000
	511-500-XXXX	1,300,000
Tower Bridge Bike/Ped Improvements	511-500-XXXX	310,000
Traffic Signal Safety Upgrade	201-500-SL26	300,000
Ueda Parkway	511-500-XXXX	2,124,000

2. Staff is directed to submit the allocation of Transportation Sales Tax funds (201 and 207) to the Sacramento Transportation Authority.

\_\_\_\_\_  
MAYOR

ATTEST:

\_\_\_\_\_  
CITY CLERK

**FOR CITY CLERK USE ONLY**

RESOLUTION NO.: \_\_\_\_\_

DATE ADOPTED: \_\_\_\_\_

CIP Transportation Programming  
FY 99/00

	State Gas Tax 202	Measure A CIP 201	Measure A Maint 207	Major St Const 209	Traffic Safety 208	Federal Grants 511	State Grants 512
19th - 20th Street Bike Trail (TK96)							\$ 200,000
24th St Corp Yard Expansion	\$ 20,000						
7th Street (TH26)		\$ 1,000,000					\$ 5,227,659
ADA Compliance		\$ 1,500,000					
Annual PMS Update	\$ 50,000						
Bridge Maintenance Program (RA26)	\$ 40,000						
Central City Circulation (TL61)	\$ 315,000					\$ 885,000	
Citywide Street Lighting Program (SJ96)	\$ 75,000						
Co-op Utilities (RD61)	\$ 250,000						
CSUS Access		\$ 200,000				\$ 2,478,000	\$ 222,000
Dynalect Testing	\$ 50,000						
Elevate Northgate (TG91)		\$ 500,000					
Focus Area Contingency	\$ 500,000	\$ 250,000					
Freeport/21st St Conversion (SL01)		\$ 200,000					
Freeport Shores						\$ 840,000	
Handicap Access (TG81)		\$ 129,000				\$ 221,000	
Hollow Sidewalk (RC46)	\$ 60,000						
Howe/50 Improvements		\$ 345,000				\$ 2,655,000	
Howe/Power Inn Urban Interchange (TD76)		\$ 750,000					
I-5 Decking/Old Sac Access				\$ 100,000			
New Traffic Signals (SK06)				\$ 423,000			
Non-Residential Street Light Replacement (SK02)	\$ 93,000						
NTMP (TS31)		\$ 220,000					
On-Street Bikeway Construction (TG41)		\$ 293,000				\$ 725,000	
On-Street Bikeway Engineering (TN01)		\$ 25,000					
On-street Diagonal Parking Program	\$ 50,000						
Overlay/Street Seals (RD69)			\$ 3,000,000				
Overwidth Pavement Reimbursement (TJ94)				\$ 1,500,000			
Power Inn Rd Widening (TK11)		\$ 518,000				\$ 3,982,000	
Richards Blvd Imprv (7th - 12th)		\$ 446,000				\$ 3,424,000	
Richards Extension (TM66)		\$ 92,000				\$ 708,000	
Richards/I-5 I/C				\$ 235,000			
Road Reconstruction							\$ 3,848,607
Safety Improvements					\$ 1,000,000		
Speed Humps (SH89)		\$ 100,000					
SR160 At Grade Improvements		\$ 690,625		\$ 148,000		\$ 442,000	
Streetscape Enhancements		\$ 700,000				\$ 1,300,000	
Tower Bridge Bike/Ped Imp						\$ 310,000	
Traffic Signal Safety Upgrade (SL26)		\$ 300,000					
Ueda Parkway						\$ 2,124,000	
<b>TOTAL:</b>	<b>\$ 1,503,000</b>	<b>\$ 8,258,625</b>	<b>\$ 3,000,000</b>	<b>\$ 2,406,000</b>	<b>\$ 1,000,000</b>	<b>\$ 20,094,000</b>	<b>\$ 9,498,266</b>

ATTACHMENT A

CIP Transportation Programming  
FY 00/01

	State Gas Tax 202	Measure A CIP 201	Measure A Maint 207	Major St Const 209	Traffic Safety 208	Federal Grants 511	State Grants 512
24th St Corp Yard Expansion	\$ (20,000)						
7th Street		\$ (2,039,000)					
ADA Compliance		\$ (750,000)					
Annual PMS Update	\$ (50,000)						
Bridge Maintenance Program (RA26)	\$ (40,000)						
Center Median Left Turn Lane (TF12)		\$ (50,000)					
Central City Circulation (TL61)	\$ (100,000)						
Citywide Street Lighting Program (SJ96)	\$ (50,000)						
Co-op Utilities (RD61)	\$ (250,000)						
Dynalect Testing	\$ (50,000)						
Elevate Northgate		\$ (4,000,000)					
Focus Area Contingency	\$ (500,000)	\$ (250,000)					
Freeport/21st St Conversion (SL01)		\$ (200,000)					
Handicap Access (TG81)		\$ (100,000)					
Howe/Power Inn		\$ (750,000)					
Main Ave Bridge @ NEMDC (TF08)				\$ (615,000)			
New Traffic Signals (SK06)	\$ (200,000)			\$ (200,000)			
Non-Residential Street Light Replacement (SK02)	\$ (93,000)						
NTMP (TL81)		\$ (220,000)					
On-Street Bikeway Construction (TG41)		\$ (75,000)					
On-Street Bikeway Engineering (TN01)		\$ (25,000)					
On-street Diagonal Parking Program	\$ (50,000)						
Outsource Markings (SJ86)		\$ (25,000)					
Overlay/Street Seals (RD69)			\$ (3,000,000)				
Overwidth Pavement Reimbursement (TJ94)				\$ (1,500,000)			
Road Reconstruction (TR01)		\$ (3,000,000)					
Safety Improvements					\$ (589,500)		
Speed Humps (SH89)		\$ (100,000)					
Traffic Signal Interconnect (SG86)		\$ (200,000)					
Traffic Signal Safety Upgrade (SL26)		\$ (300,000)					

**CIP Transportation Programming  
FY 01/02**

	State Gas Tax 202	Measure A CIP 201	Measure A Maint 207	Major St Const 209	Traffic Safety 208	Federal Grants 511	State Grants 512
24th St Corp Yard Expansion	\$ (20,000)						
ADA Compliance		\$ (750,000)					
Annual PMS Update	\$ (50,000)						
Arden Way/Sears D/W		\$ (100,000)					
Bridge Maintenance Program (RA26)	\$ (40,000)						
Center Median Left Turn Lane (TF12)		\$ (50,000)					
Central City Circulation (TL61)	\$ (100,000)						
Citywide Street Lighting Program (SJ96)	\$ (50,000)						
Co-op Utilities (RD61)	\$ (250,000)						
Dynalect Testing	\$ (50,000)						
Focus Area Contingency	\$ (500,000)	\$ (250,000)					
Folsom Widening				\$ (1,600,000)			
Freeport/21st St Conversion (SL01)		\$ (200,000)					
Handicap Access (TG81)		\$ (100,000)					
New Traffic Signals (SK06)		\$ (200,000)		\$ (200,000)			
Non-Residential Street Light Replacement (SK02)	\$ (93,000)						
NTMP (TS31)		\$ (220,000)					
On-Street Bikeway Construction (TG41)		\$ (75,000)					
On-Street Bikeway Engineering (TN01)		\$ (25,000)					
On-street Diagonal Parking Program	\$ (50,000)						
Outsource Markings (SJ86)		\$ (25,000)					
Overlay/Street Seals (RD69)			\$ (3,000,000)				
Overwidth Pavement Reimbursement (TJ94)				\$ (49,808)			
Road Reconstruction (TR01)		\$ (3,000,000)					
Safety Improvements					\$ (341,185)		
Speed Humps (SH89)		\$ (100,000)					
Traffic Signal Interconnect (SG86)		\$ (200,000)					
Traffic Signal Safety Upgrade (SL26)		\$ (300,000)					

CIP Transportation Programming  
FY 02/03

	State Gas Tax 202	Measure A CIP 201	Measure A Maint 207	Major St Const 209	Traffic Safety 208	Federal Grants 511	State Grants 512
24th St Corp Yard Expansion	\$ (20,000)						
ADA Compliance		\$ (750,000)					
Annual PMS Update	\$ (50,000)						
Bridge Maintenance Program (RA26)	\$ (40,000)						
Center Median Left Turn Lane (TF12)		\$ (50,000)					
Central City Circulation (TL61)	\$ (100,000)						
Citywide Street Lighting Program (SJ98)	\$ (50,000)						
Co-op Utilities (RD61)	\$ (250,000)						
Dynalect Testing	\$ (50,000)						
Focus Area Contingency	\$ (500,000)	\$ (250,000)					
Folsom Widening				\$ (1,600,000)			
Handicap Access (TG81)		\$ (100,000)					
New Traffic Signals (SK06)		\$ (200,000)		\$ (200,000)			
Non-Residential Street Light Replacement (SK02)	\$ (93,000)						
NTMP (TS31)		\$ (220,000)					
On-Street Bikeway Construction (TG41)		\$ (75,000)					
On-Street Bikeway Engineering (TN01)		\$ (25,000)					
On-street Diagonal Parking Program	\$ (50,000)						
Outsource Markings (SJ86)		\$ (25,000)					
Overlay/Street Seals (RD69)			\$ (3,000,000)				
Overwidth Pavement Reimbursement (TJ94)							
Road Reconstruction (TR01)		\$ (3,000,000)					
Safety Improvements					\$ (92,546)		
Speed Humps (SH89)		\$ (100,000)					
Traffic Signal Interconnect (SG86)		\$ (200,000)					
Traffic Signal Safety Upgrade (SL26)		\$ (300,000)					



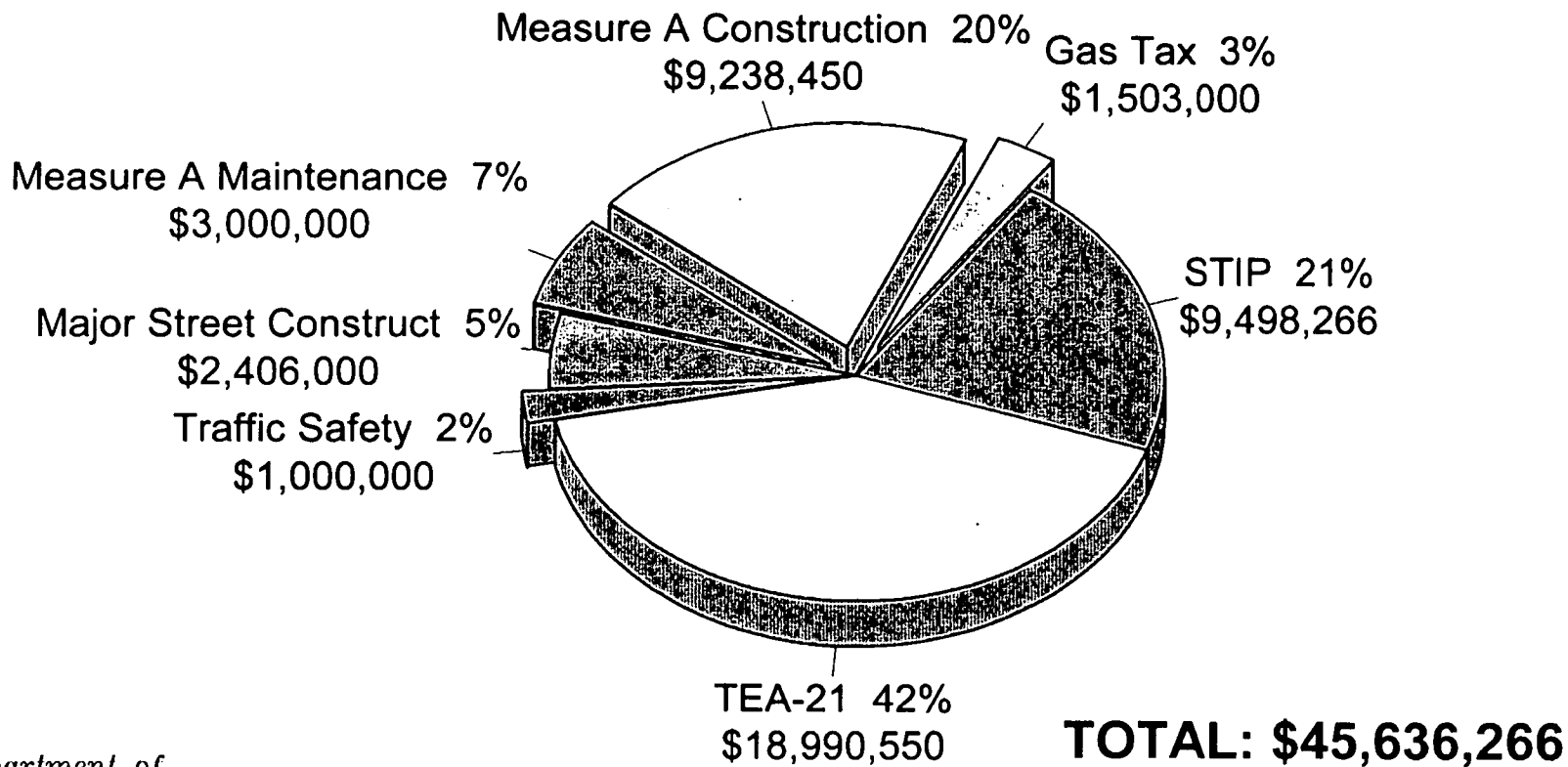
CIP Transportation Programming  
FY 03/04

	State Gas Tax 202	Measure A CIP 201	Measure A Maint 207	Major St Const 209	Traffic Safety 208	Federal Grants 511	State Grants 512
24th St Corp Yard Expansion	\$ (20,000)						
ADA Compliance		\$ (750,000)					
Annual PMS Update	\$ (50,000)						
Bridge Maintenance Program (RA26)	\$ (40,000)						
Center Median Left Turn Lane (TF12)		\$ (50,000)					
Central City Circulation (TL61)	\$ (100,000)						
Citywide Street Lighting Program (SJ96)	\$ (50,000)						
Co-op Utilities (RD61)	\$ (250,000)						
Dynalect Testing	\$ (50,000)						
Focus Area Contingency	\$ (500,000)	\$ (250,000)					
Folsom Widening				\$ (1,600,000)			
Handicap Access (TG81)		\$ (100,000)					
New Traffic Signals (SK06)		\$ (200,000)		\$ (200,000)			
Non-Residential Street Light Replacement (SK02)	\$ (93,000)						
NTMP (TS31)		\$ (220,000)					
On-Street Bikeway Construction (TG41)		\$ (75,000)					
On-Street Bikeway Engineering (TN01)		\$ (25,000)					
On-street Diagonal Parking Program	\$ (50,000)						
Outsource Markings (SJ86)		\$ (25,000)					
Overlay/Street Seals (RD69)			\$ (3,000,000)				
Overwidth Pavement Reimbursement (TJ94)							
Road Reconstruction (TR01)							
Safety Improvements							
Speed Humps (SH89)		\$ (100,000)					
Traffic Signal Interconnect (SG86)		\$ (200,000)					
Traffic Signal Safety Upgrade (SL26)		\$ (300,000)					

# 1999/00 - 2003/04 Transportation CIP

- ▶ **Protects infrastructure investment**
- ▶ **Reduces existing reconstruction back-log**
- ▶ **Leverages State/Federal funding**
- ▶ **Delivers key capital improvements**
- ▶ **Continues on-going commitment to programs**

# 1999/00 CIP Programming by Fund Source

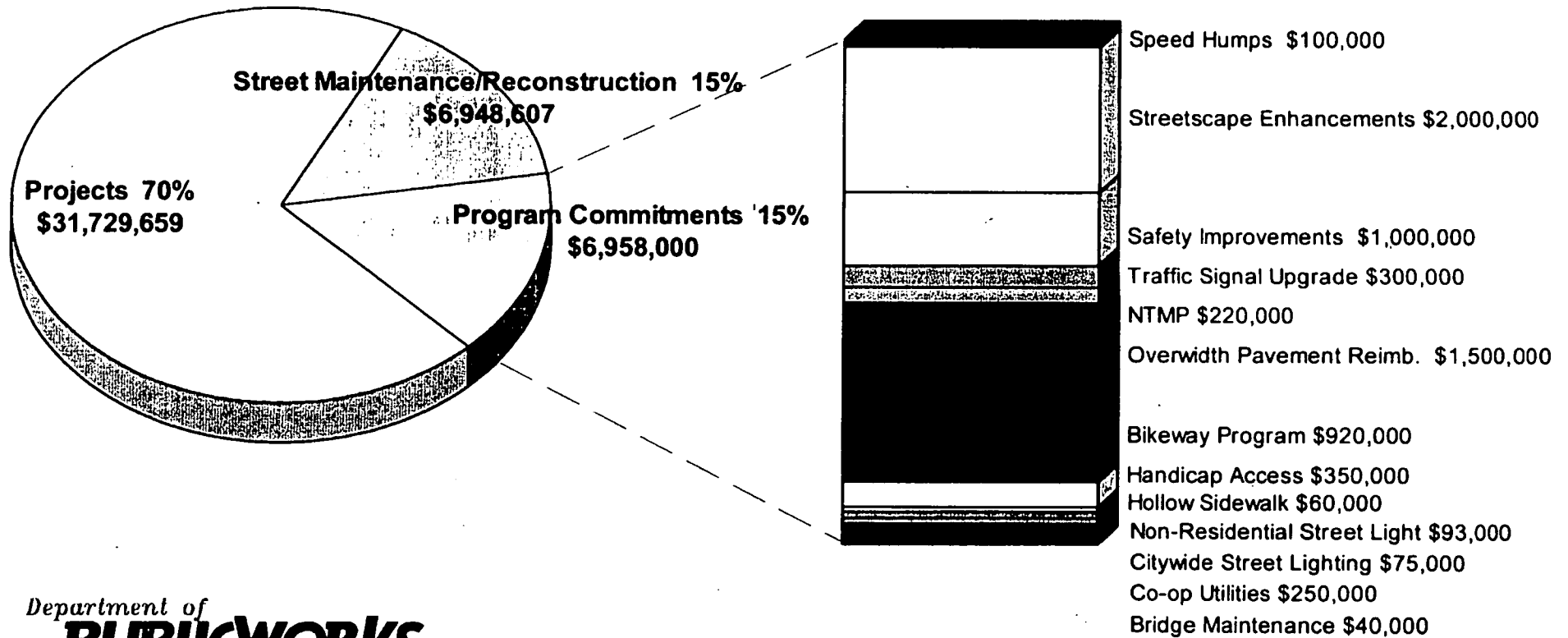


Department of  
**PUBLICWORKS**  
CITY OF  
SACRAMENTO

# Transportation CIP Commitments

FY 99/00

Total CIP \$45,636,266



Department of  
**PUBLICWORKS**  
 CITY OF  
 SACRAMENTO



4.1.B-2

DEPARTMENT OF  
PUBLIC WORKS

CITY OF SACRAMENTO  
CALIFORNIA

927 10TH STREET  
SACRAMENTO, CA  
95814-2702

TECHNICAL SERVICES  
DIVISION

PH 916-264-8300  
FAX 916-264-8281

June 1, 1999

City Council  
Sacramento, California

Honorable Members in Session:

**SUBJECT: APPROVAL OF 1999/00 TRANSPORTATION CAPITAL IMPROVEMENT PROGRAM**

**LOCATION AND COUNCIL DISTRICT:** Citywide. All Districts

**RECOMMENDATION:**

This report recommends that the City Council approve the attached resolution which:

- Replaces the previously published 1999-2004 Transportation Capital Improvement Program (CIP) and;
- Adopts the Fiscal Years 1999-2004 Transportation (CIP) as a multi-year budget with approval, by resolution, of appropriations for Fiscal Year 1999-2000.

**CONTACT PERSON:** Kirsten Garrard, Transportation Analyst, 264-8242  
Fran Lee Halbakken, Funding & Priorities Manager, 264-7194

**FOR COUNCIL MEETING OF:** June 15, 1999

**SUMMARY:**

This report requests the City Council's approval of the 1999-2004 Transportation CIP (See Attachment A) and appropriations for FY 1999-2000. The proposed actions will:

- Provide adequate funding for street maintenance and street reconstruction;
- Provide local match to leverage State and federal funding for projects; and
- Continue commitments to ongoing transportation projects and programs.



**COMMITTEE/COMMISSION ACTION:**

None.

**BACKGROUND INFORMATION:**

The proposed Transportation CIP varies from the previously approved CIP because of:

- Completion of the North East Area Transportation Study (NEATS) and South East Area Transportation Study (SEATS);
- Programming of 1998 State Transportation Improvement Program (STIP) Augmentation Funds; and
- Probable Federal Transportation Equity Act (TEA21) funding.

Completion of the NEATS and SEATS, combined with the 1998 Transportation Programming Guide (TPG) resulted in recommended project applications for State and federal funding and local funding contributions to ensure project delivery.

Staff has also programmed capital funds for installation of curb cuts and other disabled access for overlay projects budgeted in this CIP.

The Council-approved local \$3 million annual street reconstruction allocation is not included in FY 99/00 because the City successfully obtained \$3.8 million in State Transportation Improvement Program (STIP) funds for reconstruction projects in FY 99/00. This action allowed the City to reprogram \$3 million of Measure A funds to additional high priority capital projects.

In addition, street reconstruction cost have increased over preliminary estimates, and sidewalk and streetlight installation has been added increasing the cost of the street reconstruction backlog by approximately 33%. This impact will result in a longer delivery time of street reconstruction projects.

**FINANCIAL CONSIDERATIONS:**

The proposed CIP provides a balance between maintenance of existing infrastructure, construction of new capital projects, and continued commitment to ongoing programs. It also successfully leverages limited local transportation funding to match State and federal funds.

The 1999/00 Transportation CIP totals \$45,636,266 with \$18,990,550 in TEA21 Funds, \$9,498,266 in 1998 STIP Augmentation funds, \$1,503,000 in Gas Tax, \$9,238,450 in Measure A Capital, \$3,000,000 in Measure A Maintenance, \$2,406,000 in Major Street Construction Tax, and \$1,000,000 in anticipated Traffic Safety Funds from the Red Light Running Program.

# RESOLUTION NO.

ADOPTED BY THE SACRAMENTO CITY COUNCIL

ON DATE OF \_\_\_\_\_

## RESOLUTION APPROVING APPROPRIATIONS FOR THE TRANSPORTATION CAPITAL IMPROVEMENT PROGRAM FOR FISCAL YEAR 1999/2000

### THE CITY COUNCIL OF THE CITY OF SACRAMENTO RESOLVES THAT:

1. The appropriations for the Transportation Capital Improvement Program for fiscal year 1999/2000 shall be approved as follows:

Project Name	Project Fund Number	Programmed Amount
19 <sup>th</sup> & 20 <sup>th</sup> Street Bike Trail	512-500-TK96	200,000
24 <sup>th</sup> Street Corp. Yard Expansion	202-500-XXXX	20,000
7 <sup>th</sup> Street Extension	201-500-TH26	1,000,000
	512-500-TH26	5,227,659
ADA Compliance	201-500-XXXX	1,500,000
Annual PMS Update	202-500-XXXX	50,000
Bridge Maintenance Program	202-500-RA26	40,000
Central City Circulation	202-500-TL26	315,000
	511-500-TL26	885,000
Citywide Street Lighting Program	202-500-SJ96	75,000
Co-op Utilities	202-500-RD61	250,000
CSUS Access	201-500-XXXX	200,000
	511-500-XXXX	2,478,000
	512-500-XXXX	222,000
Dynalect Testing	202-500-XXXX	50,000
Elevate Northgate Boulevard	201-500-TG91	500,000
Focus Area Contingency	201-500-XXXX	250,000
	202-500-XXXX	500,000
Freeport/21 <sup>st</sup> Street Conversion	201-500-SL01	200,000
Freeport Shores Bike/Ped. Bridge	511-500-XXXX	840,000
Handicap Access	201-500-TG81	129,000
	511-500-TG81	221,000

---

### FOR CITY CLERK USE ONLY

RESOLUTION NO.: \_\_\_\_\_

DATE ADOPTED: \_\_\_\_\_



Hollow Sidewalks	202-500-RC46	60,000
Howe/50 Improvements	201-500-XXXX	345,000
	511-500-XXXX	2,655,000
Howe/Power Inn Urban Interchange	201-500-TD76	750,000
I-5 Decking/Old Sacramento Access	209-500-XXXX	100,000
New Traffic Signals	209-500-SK06	423,000
Non-residential Street Light Replacement	202-500-SK02	93,000
Neighborhood Traffic Management Plan	201-500-TS31	220,000
On-street Bikeway Construction	201-500-TG41	293,000
	511-500-TG41	602,000
On-street Bikeway Engineering	201-500-TN01	25,000
On-street Diagonal Parking Program	202-500-XXXX	50,000
Overlays/Street Seals	207-500-RD69	3,000,000
Overwidth Pavement Reimbursement	209-500-TJ94	1,500,000
Power Inn Road Widening	201-500-TK11	518,000
	511-500-TK11	3,982,000
Richards Blvd Improvements (7 <sup>th</sup> -12 <sup>th</sup> )	201-500-XXXX	446,000
	511-500-XXXX	3,424,000
Richards Extension	201-500-TM66	630,450
	511-500-TM66	169,550
Richards/I-5 Interchange	209-500-XXXX	235,000
Road Reconstruction	512-500-XXXX	3,848,607
Safety Improvements	208-500-XXXX	1,000,000
Speed Humps	201-500-SH89	100,000
SR160 At-grade Improvements	201-500-XXXX	1,132,000
	209-500-XXXX	148,000
Streetscape Enhancements	201-500-XXXX	700,000
	511-500-XXXX	1,300,000
Tower Bridge Bike/Ped Improvements	511-500-XXXX	310,000
Traffic Signal Safety Upgrade	201-500-SL26	300,000
Ueda Parkway	511-500-XXXX	2,124,000

2. Staff is directed to submit the allocation of Transportation Sales Tax funds (201 and 207) to the Sacramento Transportation Authority.

\_\_\_\_\_  
MAYOR

ATTEST:

\_\_\_\_\_  
CITY CLERK

**FOR CITY CLERK USE ONLY**

RESOLUTION NO.: \_\_\_\_\_

DATE ADOPTED: \_\_\_\_\_

CIP Transportation Programming  
FY 99/00

	State Gas Tax 202	Measure A CIP 201	Measure A Maint 207	Major St Const 209	Traffic Safety 208	Federal Grants 511	State Grants 512
19th - 20th Street Bike Trail (TK96)							\$ 200,000
24th St Corp Yard Expansion	\$ 20,000						
7th Street (TH26)		\$ 1,000,000					\$ 5,227,659
ADA Compliance		\$ 1,500,000					
Annual PMS Update	\$ 50,000						
Bridge Maintenance Program (RA26)	\$ 40,000						
Central City Circulation (TL61)	\$ 315,000					\$ 885,000	
Citywide Street Lighting Program (SJ96)	\$ 75,000						
Co-op Utilities (RD61)	\$ 250,000						
CSUS Access		\$ 200,000				\$ 2,478,000	\$ 222,000
Dynalect Testing	\$ 50,000						
Elevate Northgate (TG91)		\$ 500,000					
Focus Area Contingency	\$ 500,000	\$ 250,000					
Freeport/21st St Conversion (SL01)		\$ 200,000					
Freeport Shores						\$ 840,000	
Handicap Access (TG81)		\$ 129,000				\$ 221,000	
Hollow Sidewalk (RC46)	\$ 60,000						
Howe/50 Improvements		\$ 345,000				\$ 2,655,000	
Howe/Power Inn Urban Interchange (TD76)		\$ 750,000					
I-5 Decking/Old Sac Access				\$ 100,000			
New Traffic Signals (SK06)				\$ 423,000			
Non-Residential Street Light Replacement (SK02)	\$ 93,000						
NTMP (TS31)		\$ 220,000					
On-Street Bikeway Construction (TG41)		\$ 293,000				\$ 602,000	
On-Street Bikeway Engineering (TN01)		\$ 25,000					
On-street Diagonal Parking Program	\$ 50,000						
Overlay/Street Seals (RD69)			\$ 3,000,000				
Overwidth Pavement Reimbursement (TJ94)				\$ 1,500,000			
Power Inn Rd Widening (TK11)		\$ 518,000				\$ 3,982,000	
Richards Blvd Imprv (7th - 12th)		\$ 446,000				\$ 3,424,000	
Richards Extension (TM66)		\$ 630,450				\$ 169,550	
Richards/I-5 I/C				\$ 235,000			
Road Reconstruction							\$ 3,848,607
Safety Improvements					\$ 1,000,000		
Speed Humps (SH89)		\$ 100,000					
SR160 At Grade Improvements		\$ 1,132,000		\$ 148,000			
Streetscape Enhancements		\$ 700,000				\$ 1,300,000	
Tower Bridge Bike/Ped Imp						\$ 310,000	
Traffic Signal Safety Upgrade (SL26)		\$ 300,000					
Ueda Parkway						\$ 2,124,000	
<b>TOTAL:</b>	<b>\$ 1,503,000</b>	<b>\$ 9,238,450</b>	<b>\$ 3,000,000</b>	<b>\$ 2,406,000</b>	<b>\$ 1,000,000</b>	<b>\$ 18,990,550</b>	<b>\$ 9,498,266</b>

ATTACHMENT A