

PLANS

3655 Florin Rd

ADDRESS

Sign

04 01407

PERMIT #

6-20-05

DATE SENT TO
MICROFILM

CITY COPY

The approval of all Electrical Work is subject to field inspections

APPROVED PER 1999
NATIONAL ELECTRICAL CODE
AND CITY OF SACRAMENTO
AMENDMENTS 2904 JBB
ELECTRICAL DIVISION

3655 Florin Rd. CITY Sacramento STATE CA

LOTHER

3655 Florin

0401407

40'

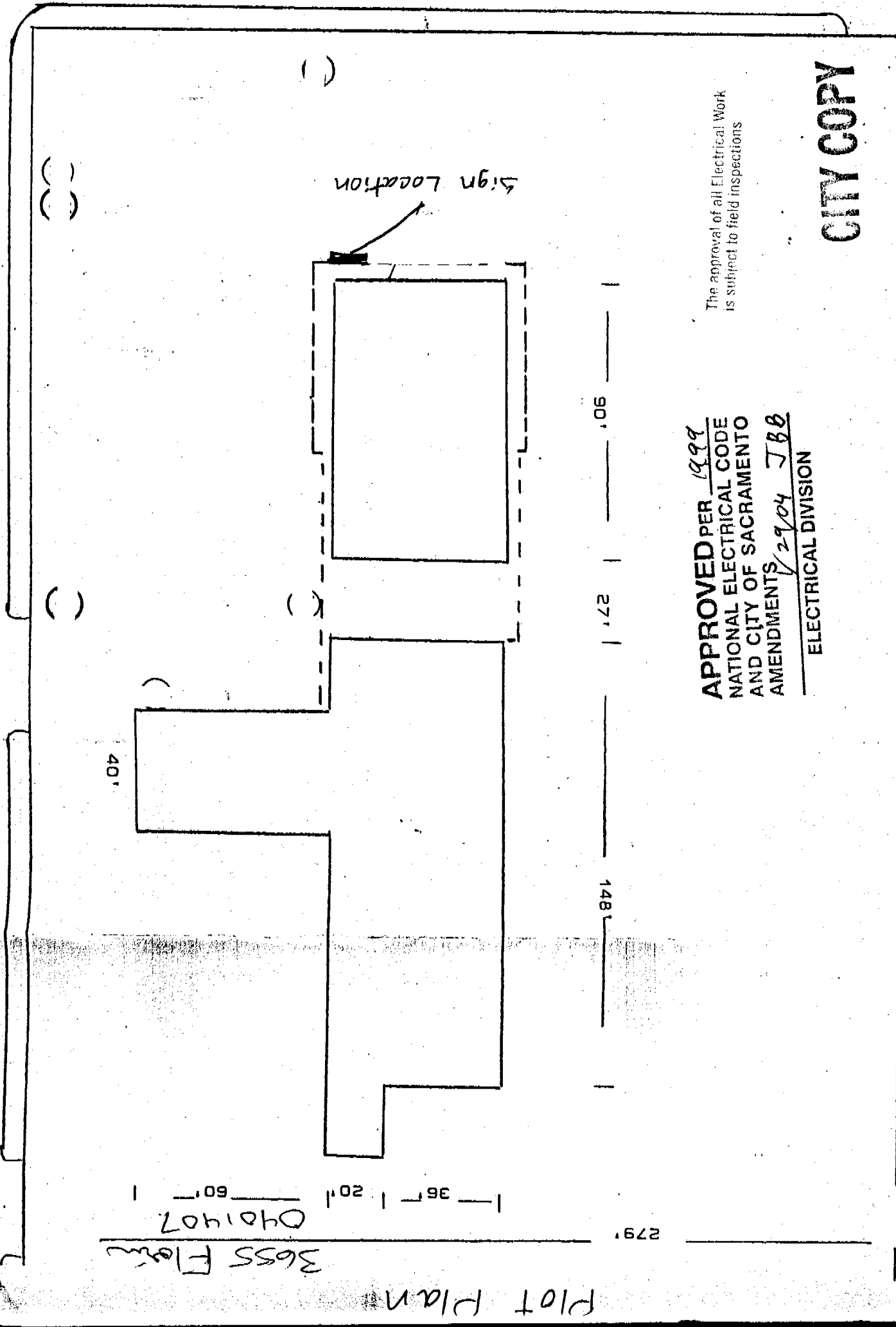


36' 20' 60'

148'


27'

90'


Sign Location




Senator Mazda



Before



After



Account Mazda Drawn By R. Heiber
 Project Title MAZ Senator Overlay IP Rep. J. Prentice
 Scale 1:24 Approved By
 Date Created 26 Jan 2004 Date Revised

03-1732 Pg 1 of 1

*Fluorinated
 Channel letter*

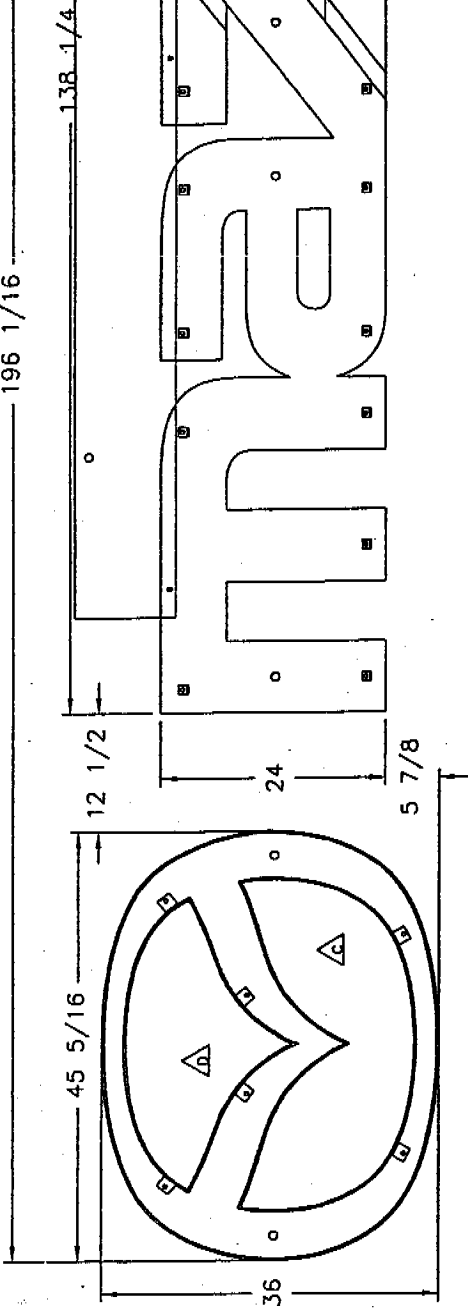
All ideas, plans or arrangements indicated in this drawing are copyright and owned by ImagePoint and shall not be reproduced, used by or disclosed to any person, firm or corporation for any purpose whatsoever without written permission of ImagePoint.

The approval of all Electrical Work is subject to field inspections

PO Box 59043
 Knoxville, TN 37950-9043
 1-800-444-7446
 www.imagepoint.com

ImagePoint

196 1/16



11-35-340-1150 FIELD KIT FOR LOGO

FN PART NO.	DESCRIPTION	QTY
1 00-00-008-0885	TRANSFORMER, FRANCE 7560 P/4.15 AMPS	1
2 00-00-004-1362	EMT CONDUIT, 1/2" X 15'	2
3 00-00-008-0362	COMBO CONN 1/2"-1/2"	2
4		
5		
6 00-18-350-0010	CONN 1/2" STRAIGHT	3
7 00-18-300-0002	CONDUIT 1/2" FLEX METALLIC	14 FT
8		
9		
10		
11		
12		
13		
14		
15		
16		
17 00-00-008-0508	WARNING LABEL	1
18		
19		
20		

11-35-340-0101 FIELD KIT FOR LETTERS

FN PART NO.	DESCRIPTION	QTY
31 00-00-004-1362	EMT, 1/2" CONDUIT @ 15' LG.	4
32 00-00-008-0362	COMBINATION CONNECTOR 1/2 TO 1/2	4
33		
34		
35		
36		
37 00-18-350-0010	CONNECTOR STRAIGHT 1/2"	8
38		
39		
40		
41		
42		
43		
44 00-00-008-0508	WARNING LABEL	2
45		
46		
47		
48 00-00-008-0884	TRANSFORMER, FRANCE 9580 PK/2.85 AMPS	1
49 00-00-008-0885	TRANSFORMER, FRANCE 7560 P/4.15 AMPS	1
50 00-18-300-0002	CONDUIT, 1/2" FLEX METALLIC	35 FT

The approval of all Electrical Work is subject to field inspections

NOTE:

UL SECTION LABEL MUST BE MARKED 2 OF 2 FOR LOGO AND 2 OF 3 AND 3 OF 3 FOR LETTERS.

NOTES:

VOLTAGE: 120 V, 60 HZ
CIRCUITS: (1) 20 AMP
TOTAL CONN LOAD: 13.25 AMPS
MAX DESIGN WIND LOAD: 35 PSF

P/N: 00-00-006-2996

PLASTI-LINE, INC.

P.O. BOX 59043
KNOXVILLE, TN 37950-9043

DSGNR: VAL DWG.BY: VAL CH'K BY: ---
SCALE: NTS DATE: 10-7-99 DATE: ---

DESCRIPTION: INSTALL FOR 36" LOGO W/ 24" LETTER SET
CUSTOMER: MAZDA

DRAWING NUMBER

SHT 1 OF 3 B22745

E 10/12/00 ASL 8397 E1- WAS 10, E2- WAS 16, E4- REMOVED 003-2410, E5- REMOVED 003-1709, E6- WAS 1 AND 6, E7- WAS 45 FT, E8- ADDED NOTES.

D 2/16/00 ASL 8038 E3- ADDED 11-27-005-9002

C 1/24/00 ASL 7987 MOVED INTO * ELECTRICAL HOLES IN LOGO ONLY

B 10/22/99 TRL 7784 E1 } REVISIONS P/4, 00-00-004-1362 / 00-40-920-0125 / 00-40-920-0125 / 00-2883 / 008-2854
E2 } MOVED INTO * ELECTRICAL HOLES IN LOGO ONLY
E3 } ADDED NOTE 3 OF HARDWARE SUPPLIED BY INSTALLER.

A 10-13-99 VAL 7770 A1-0M WAS 4-1/8, A2-0M WAS 3-31/32.

REV DATE INIT ECN DESCRIPTION OF CHANGE

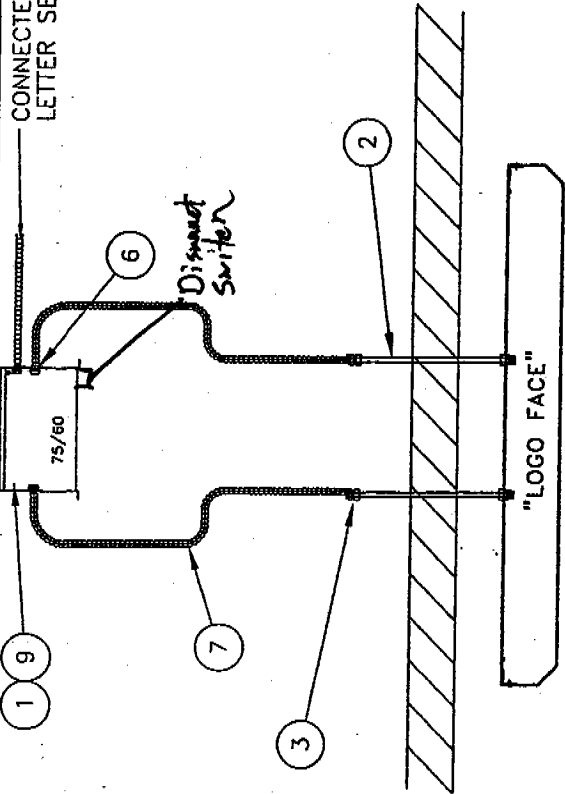
PROPERTY OF PLASTI-LINE, INC UNDESIGNED RADII = .015 R TOLERANCES: ALL DIMENSIONS ARE IN INCHES UNLESS OTHERWISE SPECIFIED

NOT TO BE DUPLICATED. .3125-.015

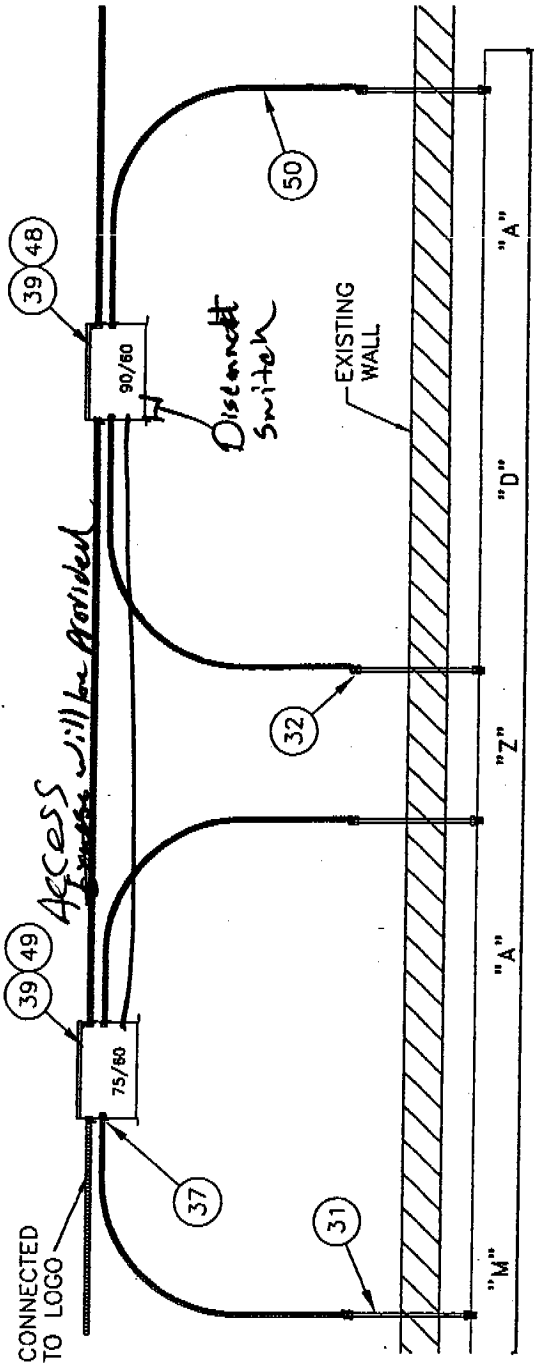
INSTALLATION INSTRUCTIONS

1. UNCRATE SIGN COMPONENTS AND INSPECT FOR DAMAGE, NOTIFY PLASTI-LINE OF ANY PROBLEMS.
2. POSITION FULL SIZE TEMPLATE ON WALL PER ELEVATIONS. USING THE FULL SIZE TEMPLATE LOCATE POSITION OF MOUNTING HOLES AND ELECTRICAL HOLES. DRILL 1" Ø HOLES FOR THE CONDUIT AND BACKBORE 1-1/2" Ø FOR THE FITTINGS ON THE BACK OF THE LETTERS. DRILL HOLES FOR THE MOUNTING BOLTS (SEE MOUNTING DETAIL).
3. INSTALL LOGO AND LETTERS ON THE WALL WITH THE CONDUIT AND THE STUDS PENETRATING THE WALL COMPLETELY. CAULK ALL PENETRATIONS.
4. SECURE LOGO AND LETTERS ON THE BACKSIDE OF THE WALL USING BLOCKING IF REQUIRED.
5. MAKE UP THE SECONDARY AND PRIMARY CIRCUITS PER THE WIRING DIAGRAM SHOWN.
6. TEST LIGHT THE SIGN AND CLEAN SITE OF ALL INSTALLATION DEBRIS.
7. TAKE PHOTOGRAPHS OF THE FRONT AND BACKSIDE OF THE WALL PER THE FIELD SERVICE MANAGERS INSTRUCTIONS.

CONNECTED TO LETTER SET



TYPICAL WIRING DIAGRAM (LOGO)



TYPICAL WIRING DIAGRAM (LETTERS)

The approval of all Electrical Work is subject to field inspections

PLASTI-LINE, INC.

P.O. BOX 59043
KNOXVILLE, TN 37950-9043

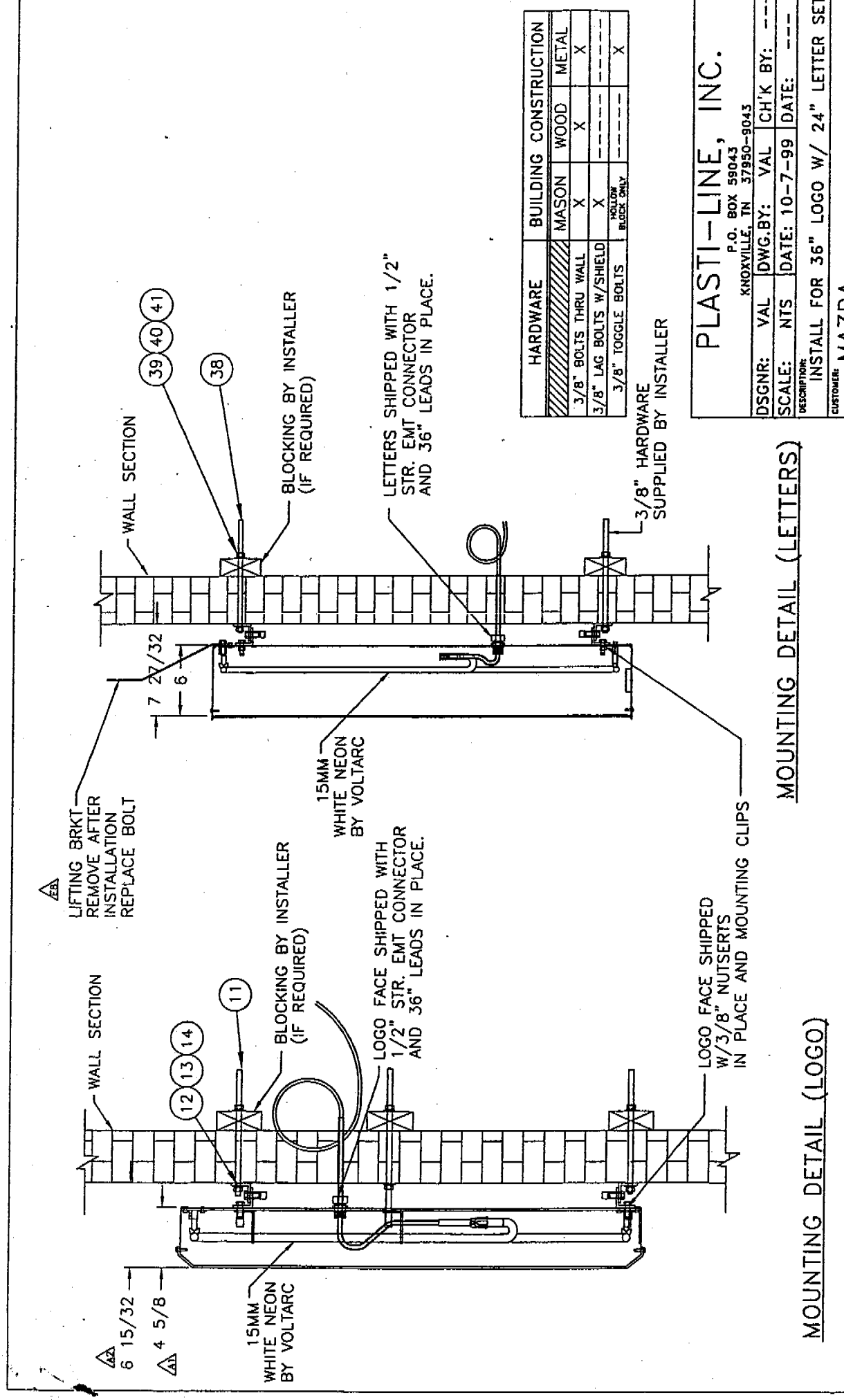
DSG NR: VAL DWG. BY: VAL CH'K BY: ---
SCALE: NTS DATE: 10-7-99 DATE: ---

DESCRIPTION: INSTALL FOR 36" LOGO W/ 24" LETTER SET

CUSTOMER: MAZDA

SHT 2 OF 3 DRAWING NUMBER B22745

PROPERTY OF PLASTI-LINE, INC. NOT TO BE DUPLICATED. UNSPECIFIED RADII = .015 R. TOLERANCES: ALL DIMENSIONS ARE IN INCHES UNLESS OTHERWISE SPECIFIED.



HARDWARE	BUILDING CONSTRUCTION
MASON	X
WOOD	X
METAL	X
3/8" BOLTS THRU WALL	X
3/8" LAG BOLTS W/SHIELD	X
3/8" TOGGLE BOLTS	HOLLOW BLOCK ONLY

	X

PLASTI-LINE, INC.
 P.O. BOX 59043
 KNOXVILLE, TN 37950-9043

DSGNER: VAL DWG.BY: VAL CH'K BY: ---
 SCALE: NTS DATE: 10-7-99 DATE: ---
 DESCRIPTION: INSTALL FOR 36" LOGO W/ 24" LETTER SET
 CUSTOMER: MAZDA

MOUNTING DETAIL (LETTERS)

MOUNTING DETAIL (LOGO)

PROPERTY OF PLASTI-LINE, INC.
 NOT TO BE DUPLICATED.

TOLERANCES: ALL DIMENSIONS ARE IN INCHES UNLESS OTHERWISE SPECIFIED
 .25±.015 .375±.015 .41±.015

UNSPECIFIED RADII = .015 R

DRAWING NUMBER: B22745

SHT 3 OF 3