


ATRILUM

This set of plans and specifications must be kept on the job at all times and it is unlawful to remove or alter any specifications from the same without written permission from the City of Sacramento Sign Section.

2219 Approval of this plan and specification SHALL NOT be held to permit or approve the violation of any City Ordinance or State Law.



10 SETBACK

12-3 1/4\"/>

All electrical work must be UL labeled or be of equivalent standards. N.E.C. Sec. 90.6/and comply with chapter 14, Div. 2 of Sacramento City Code.

69-2 EQUIPMENT MUST BE USED AS DESIGN INTENDED

ALL SIGN INSTALLATIONS ARE SUBJECT TO FIELD INSPECTIONS

New
SOUTHWEST ELEVATION - FACING STREET
SCALE 1/8" = 1'0"

ILLUMINATED

22-5 3/4"

2'0" **TUESDAY MORNING**

S 21318
S 21319

FILE COPY

SIGN DETAIL

SCALE 1/4" = 1'0"

24" TALL CHANNEL LETTERS WITH 607 BLUE FACES,
BRONZE TRIM CAP AND RETURNS.

PARKING ELEVATION SIGN ILLUMINATED, STREET SIDE SIGN NOT ILLUMINATED.

SIGNAGE SQUARE FOOTAGE - 44 SF PER ELEVATION

AUTHORIZED APPROVAL

I have reviewed and approved the sign detailed herein to be fabricated per the specifications shown on this drawing.

X

CHECK ONE: CLIENT ARCHITECT LANDLORD

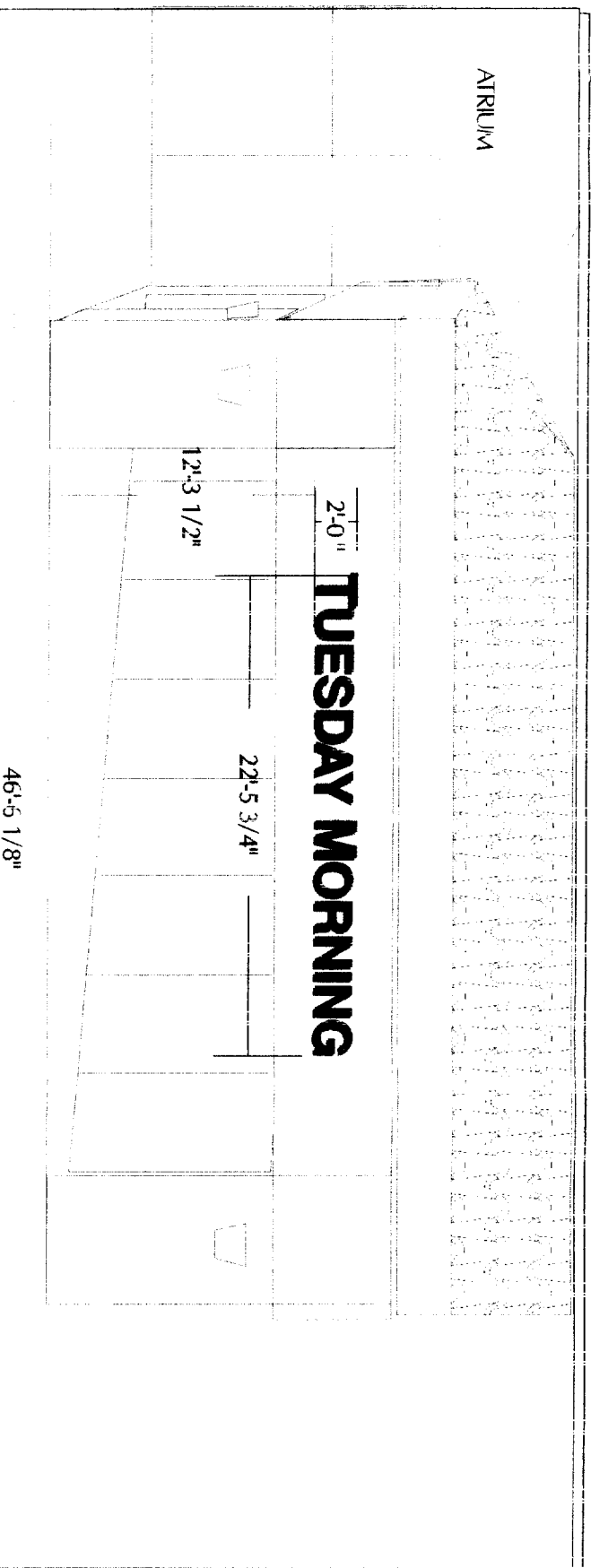
THE ARTWORK CONTAINED WITHIN IS THE PROPERTY OF SOUTHWEST SIGN CO. AND SHALL NOT BE REPRODUCED, COPIED OR SHOWN TO OTHERS WITHOUT WRITTEN CONSENT OF SOUTHWEST SIGN CO.

Southwest
Sign Company

1540 Commerce St. #G, Corona, CA 92880
PH: 909-734-6275 FX: 909-735-9667
Email: info@southwestsign.com LIC#: 724929



TUESDAY MORNING - SACR519
7485 RUSH RIVER DR #650
SACRAMENTO, CA 95831
SACR519
PC1 OF 3
8/6/00



NORTHEAST ELEVATION - FACING PARKING - ILLUMINATED
 SCALE 1/8" = 1'-0"

CHANNEL LETTER SECTION DETAILS - UL LISTED

1. SIGN FACIA
2. 1/4" NYLON EXPANSION FASTENER, 3 X LETTER TYP.
3. TUBE SUPPORT
4. NEON TUBE
5. PLEXIGLAS FACE - 607 BLUE
6. 3/4" TRIM CAP - BRONZE
7. ELECTRODE BOOT, UL APPROVED
8. FLEX CONDUIT WITH GTO WIRE
9. METAL CHANNEL LETTER - BRONZE
10. TRANSFORMER WITH DISCONNECT SWITCH
11. EXISTING PRIMARY CIRCUIT
12. GTO SLEEVING

Inspections performed by the Electrical Inspector. The approval of all Electrical Work is subject to field inspections.

T.L.M. 9-6-2000

The approval of all Electrical Work is subject to field inspections.

AUTHORIZED APPROVAL

I have reviewed and approved the sign detailed herein to be fabricated per the specifications shown on this drawing.

X

CHECK ONE:

CLIENT ARCHITECT LANDLORD

THE ARTWORK CONTAINED WITHIN IS THE PROPERTY OF SOUTHWEST SIGN CO. AND SHALL NOT BE REPRODUCED, COPIED OR SHOWN TO OTHERS WITHOUT WRITTEN CONSENT OF SOUTHWEST SIGN CO.


TUESDAY MORNING - SACR519
 7485 RUSH RIVER DR #650
 SACRAMENTO, CA 95831

SACR519
 PG 2 OF 3
 8/6/00

Southwest
Sign Company

1540 Commerce St. #G, Corona, CA 92880
 PH: 909-734-6275 FX: 909-735-9667
 Email: info@southwestsign.com LIC#: 724929

ATRUM



SOUTHWEST ELEVATION - FACING STREET
SCALE 1/8" = 1'0"

22'-5 3/4"

2'-0"
TUESDAY MORNING

SIGN DETAIL

SCALE 1/4" = 1'0"

24" TALL CHANNEL LETTERS WITH 607 BLUE FACES,
BRONZE TRIM CAP AND RETURNS.

PARKING ELEVATION SIGN ILLUMINATED, STREET SIDE SIGN NOT ILLUMINATED.

SIGNAGE SQUARE FOOTAGE - 44 SF PER ELEVATION

AUTHORIZED APPROVAL

I have reviewed and approved the sign detailed herein
to be fabricated per the specifications shown on this drawing.

X

CHECK ONE:

CLIENT ARCHITECT LANDLORD

THE ARTWORK CONTAINED WITHIN IS THE IPRC PROPERTY OF SOUTHWEST SIGN CO. AND SHALL NOT BE REPRODUCED OR COPIED OR SHOWN TO OTHERS WITHOUT WRITTEN CONSENT OF SOUTHWEST SIGN CO.

Southwest
Sign Company

1540 Commerce St. #G, Corona, CA 92880
PH: 909-734-6275 FX: 909-735-9667
Email: info@southwestsign.com LIC#: 724929



SACR519
PG 1 OF 3
8/6/00

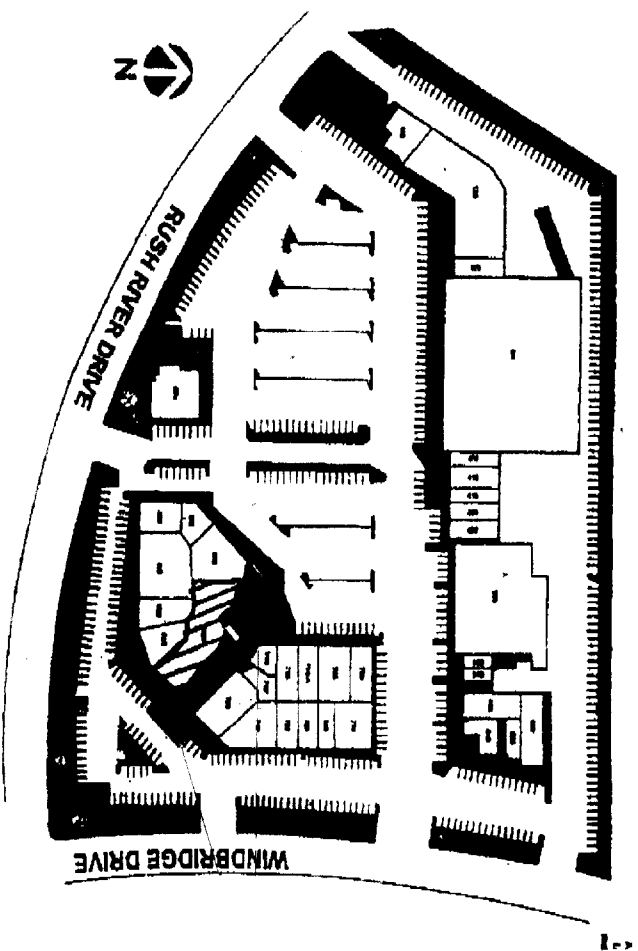
TUESDAY MORNING - SACR519
7485 RUSH RIVER DR #650
SACRAMENTO, CA 95831

0'-1 7/8" 1'-10 1/16" 0'-1 5/16"
TUESDAY MORNING
 ENTRANCE
TUESDAY MORNING
 ENTER OTHER DOOR →

DOOR VINYL DETAIL

SCALE 1" = 1'0"

CLIENT TO SPECIFY QUANTITY AND LOCATION OF DOOR GRAPHICS.



SIGN LOCATIONS

SITE PLAN
 NOT TO SCALE

AUTHORIZED APPROVAL
 I have reviewed and approved the sign detailed herein
 to be fabricated per the specifications shown on this drawing.
 X
 CHECK ONE: CLIENT ARCHITECT LANDLORD

THE ARTWORK CONTAINED WITHIN IS THE PROPERTY OF SOUTHWEST SIGN CO. AND SHALL NOT BE REPRODUCED, COPIED OR SHOWN TO OTHERS WITHOUT WRITTEN CONSENT OF SOUTHWEST SIGN CO.

SACR519	TUESDAY MORNING - SACR519
PG 3 OF 3	7485 RUSH RIVER DR #650
8/6/00	SACRAMENTO, CA 95831

Southwest
Sign Company

1540 Commerce St. #G, Corona, CA 92880
 PH: 909-734-6275 FX: 909-735-9667
 Email: info@southwestsign.com LIC#: 724929