



3.15

OFFICE OF THE
CITY TREASURER

THOMAS P. FRIERY
TREASURER

CITY OF SACRAMENTO
CALIFORNIA


926 J STREET
SUITE 300
SACRAMENTO, CA
95814-2709

PH 916-264-5168
FAX 916-448-3139

November 17, 2003

City Council
Sacramento, California

Honorable Members in Session:



SUBJECT: OCTOBER 2003 MONTHLY INVESTMENT TRANSACTIONS REPORT

LOCATION/COUNCIL DISTRICT: Citywide

RECOMMENDATIONS: This report is for information only.

CONTACT PERSON: Thomas P. Friery, City Treasurer 264-5168

FOR COUNCIL MEETING OF: December 2, 2003

SUMMARY

Chapter 749, Statutes of 1996, requires the City Treasurer to make a monthly investment transaction report to the City Council. This Monthly Investment Transaction Report fulfills that requirement for the month ended October 31, 2003.

COMMITTEE/COMMISSION ACTION: None

BACKGROUND

Chapter 749, Statutes of 1996, was enacted (in addition to Chapter 783, Statutes of 1995) to help avoid a repeat of the December 1994 Orange County investment breakdown that resulted in investment losses for Orange County and other local government entities. This is the investment transaction report required and submitted to Council.

BACKGROUND – Continued

Chapter 749 has two main requirements. The first is that the City Council annually delegates authority to the City Treasurer to invest or reinvest City funds and to sell or exchange securities purchased for a period of one year. After the delegation of authority, the City Treasurer assumes full responsibility for all transactions until delegation of authority is revoked or the one-year period expires. This delegation was made with the quarterly investment report for the period ended September 30, 2003.

The second requirement is for the City Treasurer to submit a monthly report of the transactions to the City Council. The transactions for the month ended October 31, 2003 are attached as follows:

- Attachment A: Summary of Transactions
- Attachment B: City Investment Pool A
- Attachment C: The Ann Land/Bertha Henschel Public Trust Mutual Fund
- Attachment D: The Ethel MacLeod Hart Fund for Senior Citizens
- Attachment E: Capital Area Development Authority (CADA)
- Attachment F: Sacramento Housing and Redevelopment Agency (SHRA)

FINANCIAL CONSIDERATIONS: This report is for information only.

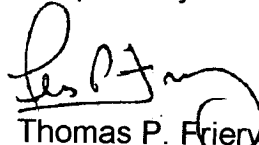
ENVIRONMENTAL CONSIDERATIONS

Ongoing administrative and maintenance activities, which are not for purposes of a public works construction project do not constitute a "project" and are exempt from the California Environmental Quality Act (CEQA). CEQA Guidelines, Sections 15061 (b)(1), 15378(b)(3).


EMERGING & SMALL BUSINESS DEVELOPMENT (ESBD) PROGRAM

Because this transaction does not involve the purchase of goods or services for the City, ESBD efforts are not applicable.

Respectfully submitted,


Thomas P. Frier
City Treasurer

Approved for City Council information


Robert P. Thomas
City Manager

Attachments (6)

Table of Contents

	<u>PAGE</u>
Attachment A: Summary of Transaction.....	4
Attachment B: City Investment Pool A	5
Attachment C The Ann Land/Bertha Henschel Public Trust Mutual Fund	11
Attachment D: The Ethel MacLeod Hart Fund for Senior Citizens	12
Attachment E Capital Area Development Authority (CADA)	13
Attachment F Sacramento Housing and Redevelopment Agency.....	14

**CITY OF SACRAMENTO
SUMMARY OF TRANSACTIONS
Oct-03**

	<u>Pool A</u>	<u>Public Trust</u>	<u>Ethel Hart</u>	<u>Cada</u>	<u>Totals</u>
Purchases	\$ 592,355,939	\$ -	\$ -	\$ -	\$ 592,355,939
Sells	-	-	-	-	-
Maturities	577,597,373	-	-	-	577,597,373
Calls	32,079,987	-	-	-	32,079,987
Contributions	75,417,014	-	-	366,000	75,783,014
Withdrawals	<u>92,699,401</u>	<u>-</u>	<u>-</u>	<u>487,246</u>	<u>93,186,647</u>
TOTAL	<u>\$1,370,149,714</u>	<u>\$ -</u>	<u>\$ -</u>	<u>\$ 853,246</u>	<u>\$1,371,002,960</u>

	<u>Pool D</u>	<u>Pool J</u>	<u>Pool K</u>	<u>Pool L</u>	
Purchases	\$ 158,230,210	\$ -	\$ 1,398,939	\$ -	\$ 159,629,149
Sells	5,860,082	-	-	-	5,860,082
Maturities	154,788,099	-	-	-	154,788,099
Calls	-	-	-	-	-
Contributions	10,741,663	-	-	-	10,741,663
Withdrawals	<u>20,524,950</u>	<u>409,042</u>	<u>48,275</u>	<u>3,484,346</u>	<u>24,466,613</u>
TOTAL	<u>\$ 350,145,004</u>	<u>\$ 409,042</u>	<u>\$ 1,447,214</u>	<u>\$ 3,484,346</u>	<u>\$ 355,485,606</u>

GRAND TOTAL					<u>\$1,726,488,566</u>
--------------------	--	--	--	--	-------------------------------

City of Sacramento
TRANSACTION SUMMARY
CITY GENERAL POOL
POOL A
From 10-01-03 To 10-31-03

Trade Date	Security	Quantity	Total Cost
<u>Purchases</u>			
10/1/2003	UBS Finance DE 1.060% Due 10-02-03	34,100,000	\$ 34,098,996
10/1/2003	Federal Home Loan Bank 1.090% Due 08-10-04	10,000,000	9,904,928
10/1/2003	Fannie Mae 1.090% Due 08-06-04	10,000,000	9,906,139
10/1/2003	Fannie Mae 1.080% Due 07-07-04	5,600,000	5,552,960
10/2/2003	UBS Finance DE 1.040% Due 10-03-03	21,300,000	21,299,385
10/2/2003	UBS Americas Inc 1.040% Due 10-03-03	9,500,000	9,499,726
10/3/2003	UBS Finance DE 0.960% Due 10-06-03	25,300,000	25,297,976
10/3/2003	UBS Americas Inc 0.980% Due 10-06-03	7,000,000	6,999,428
10/6/2003	UBS Finance DE 1.000% Due 10-07-03	17,100,000	17,099,525
10/6/2003	UBS Americas Inc 1.000% Due 10-07-03	17,100,000	17,099,525
10/7/2003	UBS Finance DE 0.970% Due 10-14-03	14,800,000	14,797,180
10/7/2003	UBS Americas Inc 0.970% Due 10-08-03	11,000,000	10,999,704
10/7/2003	Fannie Mae 1.010% Due 11-03-03	5,500,000	5,495,834
10/7/2003	U.S. Treasury Note N/B 3.125% Due 09-15-08	10,000,000	10,000,000
10/8/2003	U.S. Treasury Note N/B 3.125% Due 10-15-08	14,800,000	14,776,172
10/9/2003	UBS Finance DE 0.990% Due 10-10-03	11,800,000	11,799,675
10/9/2003	UBS Americas Inc 0.990% Due 10-10-03	11,800,000	11,799,675
10/10/2003	General Electric Capital Corp 1.010% Due 10-20-03	9,500,000	9,497,335
10/10/2003	UBS Finance DE 1.000% Due 10-15-03	5,000,000	4,999,306
10/10/2003	UBS Finance DE 1.015% Due 10-17-03	10,000,000	9,998,026
10/14/2003	UBS Finance DE 1.000% Due 10-15-03	16,000,000	15,999,524
10/15/2003	UBS Finance DE 1.100% Due 10-16-03	10,100,000	10,099,691
10/16/2003	General Electric Capital Corp 1.050% Due 11-10-03	15,200,000	15,188,917
10/17/2003	General Electric Capital Corp 1.100% Due 02-03-04	9,800,000	9,767,361

City of Sacramento
TRANSACTION SUMMARY
CITY GENERAL POOL
POOL A
From 10-01-03 To 10-31-03

<u>Trade Date</u>	<u>Security</u>	<u>Quantity</u>	<u>Total Cost</u>
10/20/2003	UBS Finance DE 1.000% Due 10-21-03	9,500,000	9,499,736
10/21/2003	UBS Americas Inc 0.990% Due 10-22-03	10,100,000	10,099,722
10/22/2003	UBS Americas Inc 0.980% Due 10-23-03	14,200,000	14,199,613
10/23/2003	UBS Americas Inc 0.990% Due 10-24-03	21,600,000	21,599,406
10/24/2003	UBS Americas Inc 1.000% Due 10-27-03	21,200,000	21,198,233
10/27/2003	BofA (3133mcrv9 FHLB 5.375 01/04 ; 0.990% Due 10-28-03	20,900,000	20,900,000
10/28/2003	BofA (313588re7 FNDN 12/31/03 58. 1.000% Due 10-29-03	58,100,000	58,100,000
10/29/2003	General Electric Capital Corp 1.080% Due 01-12-04	20,000,000	19,955,000
10/29/2003	UBS Finance (DE) 0.980% Due 10-30-03	10,000,000	9,999,728
10/29/2003	UBS Americas Inc 0.980% Due 10-30-03	25,500,000	25,499,306
10/30/2003	UBS Finance (DE) 1.020% Due 10-31-03	35,600,000	35,598,991
10/30/2003	U.S. Treasury Note N/B 3.000% Due 11-15-07	10,000,000	10,031,250
10/31/2003	UBS Finance (DE) 1.030% Due 11-03-03	23,700,000	23,697,966
TOTAL PURCHASES		592,700,000	\$ 592,355,939
<u>Calls</u>			
10/9/2003	Freddie Mac 4.000% Due 10-03-07	31,995,000	\$ 32,079,987
TOTAL CALLS		31,995,000	\$ 32,079,987
<u>Maturities</u>			
10/1/2003	Morgan Stanley Group 6.125% Due 10-01-03	4,000,000	\$ 4,031,880
10/1/2003	American General Finance Corp 1.090% Due 10-01-03	4,300,000	4,299,870
10/1/2003	UBS Finance DE 1.110% Due 10-01-03	22,300,000	22,299,312
10/1/2003	United Tech Corp 1.100% Due 10-01-03	12,000,000	11,999,633
10/1/2003	Fannie Mae 1.150% Due 10-01-03	3,000,000	2,985,721
10/1/2003	BofA (912828aa8 T 3.625 3/31/04 23. 0.730% Due 10-01-03	23,700,000	23,700,000
10/2/2003	UBS Finance DE 1.060% Due 10-02-03	34,100,000	34,098,996
10/3/2003	UBS Finance DE 1.040% Due 10-03-03	21,300,000	21,299,385

City of Sacramento
TRANSACTION SUMMARY
CITY GENERAL POOL
POOL A
From 10-01-03 To 10-31-03

<u>Trade Date</u>	<u>Security</u>	<u>Quantity</u>	<u>Total Cost</u>
10/3/2003	UBS Americas Inc 1.040% Due 10-03-03	9,500,000	9,499,726
10/6/2003	UBS Finance DE 0.960% Due 10-06-03	25,300,000	25,297,976
10/6/2003	UBS Americas Inc 0.980% Due 10-06-03	7,000,000	6,999,428
10/7/2003	UBS Finance DE 1.000% Due 10-07-03	17,100,000	17,099,525
10/7/2003	UBS Americas Inc 1.000% Due 10-07-03	17,100,000	17,099,525
10/8/2003	UBS Americas Inc 0.970% Due 10-08-03	11,000,000	10,999,704
10/10/2003	UBS Finance DE 0.990% Due 10-10-03	11,800,000	11,799,675
10/10/2003	UBS Americas Inc 0.990% Due 10-10-03	11,800,000	11,799,675
10/14/2003	John Hancock Cap Corp - MTN 5.430% Due 10-14-03	5,000,000	5,000,000
10/14/2003	General Electric Capital Corp 1.040% Due 10-14-03	6,800,000	6,784,677
10/14/2003	UBS Finance DE 0.970% Due 10-14-03	14,800,000	14,797,180
10/15/2003	UBS Finance DE 1.000% Due 10-15-03	21,000,000	20,998,830
10/15/2003	Refco Strip 0.000% Due 10-15-03	23,000	18,125
10/16/2003	UBS Finance DE 1.100% Due 10-16-03	10,100,000	10,099,691
10/17/2003	UBS Finance DE 1.015% Due 10-17-03	10,000,000	9,998,026
10/20/2003	General Electric Capital Corp 1.010% Due 10-20-03	9,500,000	9,497,335
10/21/2003	UBS Finance DE 1.000% Due 10-21-03	9,500,000	9,499,736
10/22/2003	UBS Americas Inc 0.990% Due 10-22-03	10,100,000	10,099,722
10/22/2003	Fannie Mae 1.150% Due 10-22-03	3,500,000	3,480,993
10/23/2003	Bank of America 1.050% Due 10-23-03	6,994,997	6,977,247
10/23/2003	UBS Americas Inc 0.980% Due 10-23-03	14,200,000	14,199,613
10/24/2003	UBS Americas Inc 0.990% Due 10-24-03	21,600,000	21,599,406
10/27/2003	UBS Americas Inc 1.000% Due 10-27-03	21,200,000	21,198,233
10/28/2003	Fannie Mae 1.020% Due 10-28-03	15,000,000	14,940,500
10/28/2003	BofA (3133mcrv9 FHLB 5.375 01/04 ; 0.990% Due 10-28-03	20,900,000	20,900,000

**City of Sacramento
TRANSACTION SUMMARY
CITY GENERAL POOL
POOL A
From 10-01-03 To 10-31-03**

<u>Trade Date</u>	<u>Security</u>	<u>Quantity</u>	<u>Total Cost</u>
10/29/2003	BofA (313588re7 FNDN 12/31/03 58. 1.000% Due 10-29-03	58,100,000	58,100,000
10/30/2003	UBS Finance (DE) 0.980% Due 10-30-03	10,000,000	9,999,728
10/30/2003	UBS Americas Inc 0.980% Due 10-30-03	25,500,000	25,499,306
10/31/2003	Bank of America 0.920% Due 10-31-03	8,000,000	8,000,000
10/31/2003	Bank of America 0.920% Due 10-31-03	5,000,000	5,000,000
10/31/2003	UBS Finance (DE) 1.020% Due 10-31-03	35,600,000	35,598,991
TOTAL MATURITIES		577,717,997	\$ 577,597,373

Contributions

10/1/2003	B Of A Cash	\$	5,370
10/1/2003	Fidelity Fund For Pool A		1,661
10/1/2003	Fidelity Fund For Pool A		289
10/1/2003	Fidelity Fund For Pool A		689
10/1/2003	Fidelity Fund For Pool A		2,219,115
10/1/2003	Fidelity Fund For Pool A		5,100
10/1/2003	Fidelity Fund For Pool A		17,470
10/2/2003	B Of A Cash		25,688
10/2/2003	B Of A Cash		3,365,562
10/2/2003	Fidelity Fund For Pool A		293
10/2/2003	Fidelity Fund For Pool A		147
10/2/2003	Fidelity Fund For Pool A		6,240
10/3/2003	B Of A Cash		1,757,648
10/3/2003	B Of A Cash		162,000
10/3/2003	Fidelity Fund For Pool A		377
10/3/2003	Fidelity Fund For Pool A		532
10/6/2003	B Of A Cash		1,192,280
10/6/2003	Fidelity Fund For Pool A		90
10/7/2003	B Of A Cash		3,172,835
10/8/2003	B Of A Cash		1,613,601
10/9/2003	B Of A Cash		1,527,824
10/10/2003	B Of A Cash		1,971,723
10/10/2003	B Of A Cash		366,000
10/10/2003	Fidelity Fund For Pool A		6,750
10/10/2003	Fidelity Fund For Pool A		1,890
10/14/2003	B Of A Cash		8,744,092
10/14/2003	Fidelity Fund For Pool A		113
10/14/2003	Fidelity Fund For Pool A		12
10/14/2003	Fidelity Fund For Pool A		65
10/14/2003	Fidelity Fund For Pool A		587
10/14/2003	Fidelity Fund For Pool A		1,668
10/14/2003	Fidelity Fund For Pool A		3,909
10/14/2003	Fidelity Fund For Pool A		5,294
10/15/2003	B Of A Cash		295,097
10/15/2003	B Of A Cash		2,179,186

City of Sacramento
TRANSACTION SUMMARY
CITY GENERAL POOL
POOL A
From 10-01-03 To 10-31-03

<u>Trade Date</u>	<u>Security</u>	<u>Quantity</u>	<u>Total Cost</u>
10/15/2003	Fidelity Fund For Pool A		4,225
10/15/2003	Fidelity Fund For Pool A		490
10/15/2003	Fidelity Fund For Pool A		2,177,058
10/15/2003	Fidelity Fund For Pool A		17,240
10/15/2003	Fidelity Fund For Pool A		3,100
10/16/2003	B Of A Cash		1,496,307
10/17/2003	B Of A Cash		1,206,033
10/20/2003	B Of A Cash		2,043,831
10/20/2003	Fidelity Fund For Pool A		864
10/20/2003	Fidelity Fund For Pool A		2,400
10/21/2003	B Of A Cash		1,750,594
10/22/2003	B Of A Cash		2,441,456
10/22/2003	Fidelity Fund For Pool A		788
10/23/2003	B Of A Cash		1,203,637
10/23/2003	Fidelity Fund For Pool A		152
10/23/2003	Fidelity Fund For Pool A		61
10/23/2003	Fidelity Fund For Pool A		2,829
10/24/2003	B Of A Cash		1,086,082
10/27/2003	B Of A Cash		2,760,111
10/27/2003	Fidelity Fund For Pool A		4,260
10/27/2003	Fidelity Fund For Pool A		57
10/27/2003	Fidelity Fund For Pool A		209
10/27/2003	Fidelity Fund For Pool A		18,750
10/27/2003	Fidelity Fund For Pool A		2,660
10/27/2003	Fidelity Fund For Pool A		13,300
10/28/2003	B Of A Cash		27,916,588
10/29/2003	B Of A Cash		5,798
10/30/2003	B Of A Cash		2,587,811
10/31/2003	B Of A Cash		9,457
10/31/2003	Fidelity Fund For Pool A		680
10/31/2003	Fidelity Fund For Pool A		110
10/31/2003	Fidelity Fund For Pool A		4,794
10/31/2003	Fidelity Fund For Pool A		4,084

TOTAL CONTRIBUTIONS **\$ 75,417,014**

Withdrawals

10/1/2003	B Of A Cash	\$	12,533,005
10/2/2003	B Of A Cash		1,676,137
10/2/2003	Fidelity Fund For Pool A		791,565
10/2/2003	Fidelity Fund For Pool A		2,809,313
10/3/2003	B Of A Cash		1,656,181
10/6/2003	B Of A Cash		1,657,846
10/6/2003	Fidelity Fund For Pool A		244,620
10/7/2003	B Of A Cash		3,089,367
10/8/2003	B Of A Cash		2,314,542
10/8/2003	Fidelity Fund For Pool A		409,042
10/8/2003	Fidelity Fund For Pool A		3,484,346
10/8/2003	Fidelity Fund For Pool A		823,628
10/8/2003	Fidelity Fund For Pool A		4,086,042

City of Sacramento
TRANSACTION SUMMARY
CITY GENERAL POOL
POOL A
From 10-01-03 To 10-31-03

<u>Trade Date</u>	<u>Security</u>	<u>Quantity</u>	<u>Total Cost</u>
10/9/2003	B Of A Cash		2,002,333
10/9/2003	Fidelity Fund For Pool A		68,400
10/9/2003	Fidelity Fund For Pool A		290,700
10/10/2003	B Of A Cash		2,455,532
10/14/2003	B Of A Cash		6,849,788
10/15/2003	B Of A Cash		6,422,450
10/16/2003	B Of A Cash		1,774,358
10/17/2003	B Of A Cash		3,198,735
10/17/2003	Fidelity Fund For Pool A		3,322
10/20/2003	B Of A Cash		935,984
10/21/2003	B Of A Cash		77,500
10/21/2003	B Of A Cash		1,882,072
10/22/2003	B Of A Cash		2,387,185
10/23/2003	B Of A Cash		1,028,671
10/24/2003	B Of A Cash		848,397
10/27/2003	B Of A Cash		92,000
10/27/2003	B Of A Cash		1,097,813
10/28/2003	B Of A Cash		7,587,038
10/29/2003	B Of A Cash		5,017,749
10/30/2003	B Of A Cash		155,746
10/30/2003	B Of A Cash		2,367,819
10/31/2003	B Of A Cash		10,580,175

TOTAL WITHDRAWALS 92,699,401

TOTAL TRANSACTIONS 1,202,412,997 \$ 1,370,149,714

POOL A SUMMARIZED

Purchases and Contributions	\$ 667,772,953
Calls, Maturities, and Withdrawals	<u>702,376,761</u>

TOTAL TRANSACTIONS \$ 1,370,149,714

City of Sacramento
TRANSACTION SUMMARY
Public Trust Mutual Fund
Ann Land/Bertha Henschel
From 10-01-03 To 10-31-03

No transactions were found!

City of Sacramento
TRANSACTION SUMMARY
Mutual Endowment Fund
Ethel Hart
From 10-01-03 To 10-31-03

No transactions were found!

City of Sacramento
TRANSACTION SUMMARY
CADA Banking
From 10-01-03 To 10-31-03

<u>Trade Date</u>	<u>Security</u>	<u>Quantity</u>	<u>Total Cost</u>
<u>Contributions</u>			
10/10/2003	Pool A - Cash		\$ 366,000
TOTAL CONTRIBUTIONS			\$ 366,000
<u>Withdrawals</u>			
10/3/2003	Pool A - Cash		\$ 162,000
10/21/2003	Pool A - Cash		77,500
10/27/2003	Pool A - Cash		92,000
10/30/2003	Pool A - Cash		154,000
10/30/2003	Pool A - Cash		1,746
TOTAL WITHDRAWALS			\$ 487,246
TOTAL TRANSACTIONS			\$ 853,246
 <u>CADA SUMMARIZED</u>			
	Contributions		\$ 366,000
	Withdrawals		487,246
	TOTAL TRANSACTIONS		\$ 853,246

**City of Sacramento
TRANSACTION SUMMARY
SHRA Local Money
From 10-01-03 To 10-31-03**

Trade Date	Security	Quantity	Total Cost
<u>POOL D</u>			
<u>Purchases</u>			
10/1/2003	UBS Americas Inc 1.060% Due 10-02-03	6,300,000	\$ 6,299,814
10/2/2003	Bank of America 1.030% Due 10-08-03	5,100,000	5,099,124
10/2/2003	American General Finance Corp 1.020% Due 10-03-03	7,000,000	6,999,802
10/2/2003	UBS Finance DE 1.040% Due 10-03-03	7,000,000	6,999,798
10/2/2003	Federal Home Loan Bank 2.875% Due 09-15-06	3,000,000	3,048,900
10/2/2003	U.S. Treasury Note 3.250% Due 08-15-07	3,000,000	3,089,531
10/3/2003	UBS Finance DE 0.960% Due 10-06-03	7,100,000	7,099,432
10/6/2003	UBS Americas Inc 1.000% Due 10-07-03	5,300,000	5,299,853
10/7/2003	UBS Americas Inc 0.970% Due 10-08-03	3,300,000	3,299,911
10/8/2003	UBS Finance DE 0.970% Due 10-09-03	5,300,000	5,299,857
10/8/2003	UBS Americas Inc 0.970% Due 10-09-03	7,000,000	6,999,811
10/8/2003	U.S. Treasury Note N/B 3.125% Due 10-15-08	5,000,000	4,998,750
10/9/2003	Bank of America 1.030% Due 10-21-03	500,000	499,828
10/9/2003	UBS Finance DE 1.000% Due 10-15-03	5,000,000	4,999,167
10/9/2003	UBS Americas Inc 0.990% Due 10-10-03	6,400,000	6,399,824
10/10/2003	General Electric Capital Corp 0.880% Due 10-15-03	900,000	899,890
10/10/2003	UBS Finance DE 0.970% Due 10-14-03	5,000,000	4,999,461
10/14/2003	UBS Finance DE 1.000% Due 10-15-03	6,500,000	6,499,807
10/15/2003	UBS Finance DE 1.100% Due 10-16-03	6,700,000	6,699,795
10/16/2003	UBS Americas Inc 1.030% Due 10-17-03	6,700,000	6,699,808
10/17/2003	UBS Americas Inc 0.970% Due 10-20-03	6,100,000	6,099,507
10/20/2003	UBS Americas Inc 1.000% Due 10-21-03	5,600,000	5,599,844
10/21/2003	UBS Americas Inc 0.990% Due 10-22-03	6,100,000	6,099,832
10/22/2003	UBS Americas Inc 0.980% Due 10-23-03	6,100,000	6,099,834
10/23/2003	UBS Americas Inc	6,100,000	6,099,832

**City of Sacramento
TRANSACTION SUMMARY
SHRA Local Money
From 10-01-03 To 10-31-03**

<u>Trade Date</u>	<u>Security</u>	<u>Quantity</u>	<u>Total Cost</u>
10/24/2003	0.990% Due 10-24-03 UBS Americas Inc	6,100,000	6,099,492
10/27/2003	1.000% Due 10-27-03 BofA (3133mcrv9 FHLB 5.375 01/04 €	6,100,000	6,100,000
10/28/2003	0.990% Due 10-28-03 BofA (313588re7 FNDN 12/31/03 5.21	5,200,000	5,200,000
10/29/2003	1.000% Due 10-29-03 UBS Americas Inc	4,600,000	4,599,875
10/30/2003	0.980% Due 10-30-03 UBS Finance (DE)	3,000,000	2,999,915
10/31/2003	1.020% Due 10-31-03 UBS Americas Inc	1,000,000	999,914
	1.030% Due 11-03-03		
TOTAL PURCHASES		158,100,000	\$ 158,230,210
Sales			
10/1/2003	Federal Home Loan Bank 2.625% Due 07-15-08	2,000,000	\$ 1,892,680
10/1/2003	Federal Home Loan Bank 2.750% Due 03-14-08	1,000,000	964,590
10/1/2003	U.S. Treasury Note N/B 3.000% Due 11-15-07	1,000,000	1,000,312
10/1/2003	U.S. Treasury Note 2.375% Due 08-15-06	1,000,000	1,001,250
10/1/2003	U.S. Treasury Note 2.000% Due 08-31-05	1,000,000	1,001,250
TOTAL SALES		6,000,000	\$ 5,860,082
Maturities			
10/1/2003	UBS Finance DE 1.110% Due 10-01-03	6,300,000	\$ 6,299,806
10/2/2003	UBS Americas Inc 1.060% Due 10-02-03	6,300,000	6,299,814
10/3/2003	American General Finance Corp 1.020% Due 10-03-03	7,000,000	6,999,802
10/3/2003	UBS Finance DE 1.040% Due 10-03-03	7,000,000	6,999,798
10/6/2003	UBS Finance DE 0.960% Due 10-06-03	7,100,000	7,099,432
10/7/2003	UBS Americas Inc 1.000% Due 10-07-03	5,300,000	5,299,853
10/8/2003	Bank of America 1.030% Due 10-08-03	5,100,000	5,099,124
10/8/2003	UBS Americas Inc 0.970% Due 10-08-03	3,300,000	3,299,911
10/9/2003	UBS Finance DE 0.970% Due 10-09-03	5,300,000	5,299,857
10/9/2003	UBS Americas Inc 0.970% Due 10-09-03	7,000,000	6,999,811
10/10/2003	UBS Americas Inc 0.990% Due 10-10-03	6,400,000	6,399,824

**City of Sacramento
TRANSACTION SUMMARY
SHRA Local Money
From 10-01-03 To 10-31-03**

<u>Trade Date</u>	<u>Security</u>	<u>Quantity</u>	<u>Total Cost</u>
10/14/2003	Bank of America 1.050% Due 10-14-03	1,900,000	1,896,232
10/14/2003	UBS Finance DE 0.970% Due 10-14-03	5,000,000	4,999,461
10/15/2003	General Electric Capital Corp 0.880% Due 10-15-03	900,000	899,890
10/15/2003	UBS Finance DE 1.000% Due 10-15-03	11,500,000	11,498,973
10/15/2003	GNMA POOL #277762 8.500% Due 10-15-19	100	99
10/16/2003	UBS Finance DE 1.100% Due 10-16-03	6,700,000	6,699,795
10/17/2003	UBS Americas Inc 1.030% Due 10-17-03	6,700,000	6,699,808
10/20/2003	UBS Americas Inc 0.970% Due 10-20-03	6,100,000	6,099,507
10/21/2003	Bank of America 1.030% Due 10-21-03	500,000	499,828
10/21/2003	UBS Americas Inc 1.000% Due 10-21-03	5,600,000	5,599,844
10/22/2003	UBS Americas Inc 0.990% Due 10-22-03	6,100,000	6,099,832
10/23/2003	UBS Americas Inc 0.980% Due 10-23-03	6,100,000	6,099,834
10/24/2003	UBS Americas Inc 0.990% Due 10-24-03	6,100,000	6,099,832
10/27/2003	UBS Americas Inc 1.000% Due 10-27-03	6,100,000	6,099,492
10/28/2003	BofA (3133mcrv9 FHLB 5.375 01/04 t 0.990% Due 10-28-03	6,100,000	6,100,000
10/29/2003	BofA (313588re7 FNDN 12/31/03 5.2t 1.000% Due 10-29-03	5,200,000	5,200,000
10/30/2003	Bank of America 1.050% Due 10-30-03	500,000	498,848
10/30/2003	UBS Americas Inc 0.980% Due 10-30-03	4,600,000	4,599,875
10/31/2003	UBS Finance (DE) 1.020% Due 10-31-03	3,000,000	2,999,915
TOTAL MATURITIES		154,800,100	\$ 154,788,099
<u>Contributions</u>			
10/2/2003	Nations Treasury Fund		\$ 6,800,000
10/8/2003	Nations Treasury Fund		409,042
10/8/2003	Nations Treasury Fund		3,484,346
10/8/2003	Nations Treasury Fund		48,275
TOTAL CONTRIBUTIONS			\$ 10,741,663
<u>Withdrawals</u>			
10/3/2003	Nations Treasury Fund		\$ 750,000
10/6/2003	Nations Treasury Fund		1,800,000

City of Sacramento
TRANSACTION SUMMARY
 SHRA Local Money
 From 10-01-03 To 10-31-03

<u>Trade Date</u>	<u>Security</u>	<u>Quantity</u>	<u>Total Cost</u>
10/7/2003	Nations Treasury Fund		2,000,000
10/9/2003	Nations Treasury Fund		500,000
10/10/2003	Nations Treasury Fund		500,000
10/14/2003	Nations Treasury Fund		400,000
10/15/2003	Nations Treasury Fund		700,000
10/17/2003	Nations Treasury Fund		700,000
10/20/2003	Nations Treasury Fund		500,000
10/28/2003	Nations Treasury Fund		900,000
10/29/2003	Nations Treasury Fund		600,000
10/30/2003	Nations Treasury Fund		10,100,000
10/31/2003	Nations Treasury Fund		1,074,950
TOTAL WITHDRAWALS			\$ 20,524,950
TOTAL POOL D		318,900,100	\$ 350,145,004
POOL J			
<u>Withdrawals</u>			
10/8/2003	Pool A - Cash		\$ 409,042
TOTAL WITHDRAWALS			\$ 409,042
TOTAL POOL J			\$ 409,042
POOL K			
<u>Purchases</u>			
10/7/2003	Fannie Mae 1.010% Due 11-03-03	1,400,000	\$ 1,398,939
TOTAL PURCHASES		1,400,000	\$ 1,398,939
<u>Withdrawals</u>			
10/8/2003	Nations Treasury Fund		\$ 48,275
TOTAL WITHDRAWALS			\$ 48,275
TOTAL POOL K		1,400,000	\$ 1,447,214
POOL L			
<u>Withdrawals</u>			
10/8/2003	Pool A - Cash		\$ 3,484,346
TOTAL WITHDRAWALS			\$ 3,484,346
TOTAL POOL L			\$ 3,484,346
TOTAL TRANSACTIONS		320,300,100	\$ 355,485,606

SHRA SUMMARIZED

City of Sacramento
TRANSACTION SUMMARY
SHRA Local Money
From 10-01-03 To 10-31-03

<u>Trade Date</u>	<u>Security</u>	<u>Quantity</u>	<u>Total Cost</u>
	Purchases and Contributions		\$ 170,370,812
	Sales, Maturities, and Withdrawals		<u>185,114,794</u>
	TOTAL TRANSACTIONS		<u>\$ 355,485,606</u>