

In.



# CITY OF SACRAMENTO

## DEPARTMENT OF POLICE

HALL OF JUSTICE  
813 - 6TH STREET

SACRAMENTO, CALIFORNIA 95814  
TELEPHONE (916) 449-5121

JOHN P. KEARNS  
CHIEF OF POLICE

June 5, 1986

Budget & Finance Committee  
Sacramento, California

Honorable Members in Session:

SUBJECT: POLICE DEPARTMENT - REQUESTED INFORMATION

### SUMMARY

Per your request, information regarding radio calls, Code 12 calls, response time, and the ratio of officers per 1,000 population is submitted for your review.


Attachment I depicts the steady increase in calls the Police Department has experienced since 1971. Between 1971 and 1985, radio calls have increased 58%. As shown in Attachment II, 251,130 calls were dispatched in 1985, a 9% increase over 1984. Response time and Code 12 calls are also included in Attachment II.

Attachment III shows the ratio after 1971.


### RECOMMENDATION

None. This information submitted for informational purposes only.

Respectfully submitted,

  
JOHN P. KEARNS  
CHIEF OF POLICE

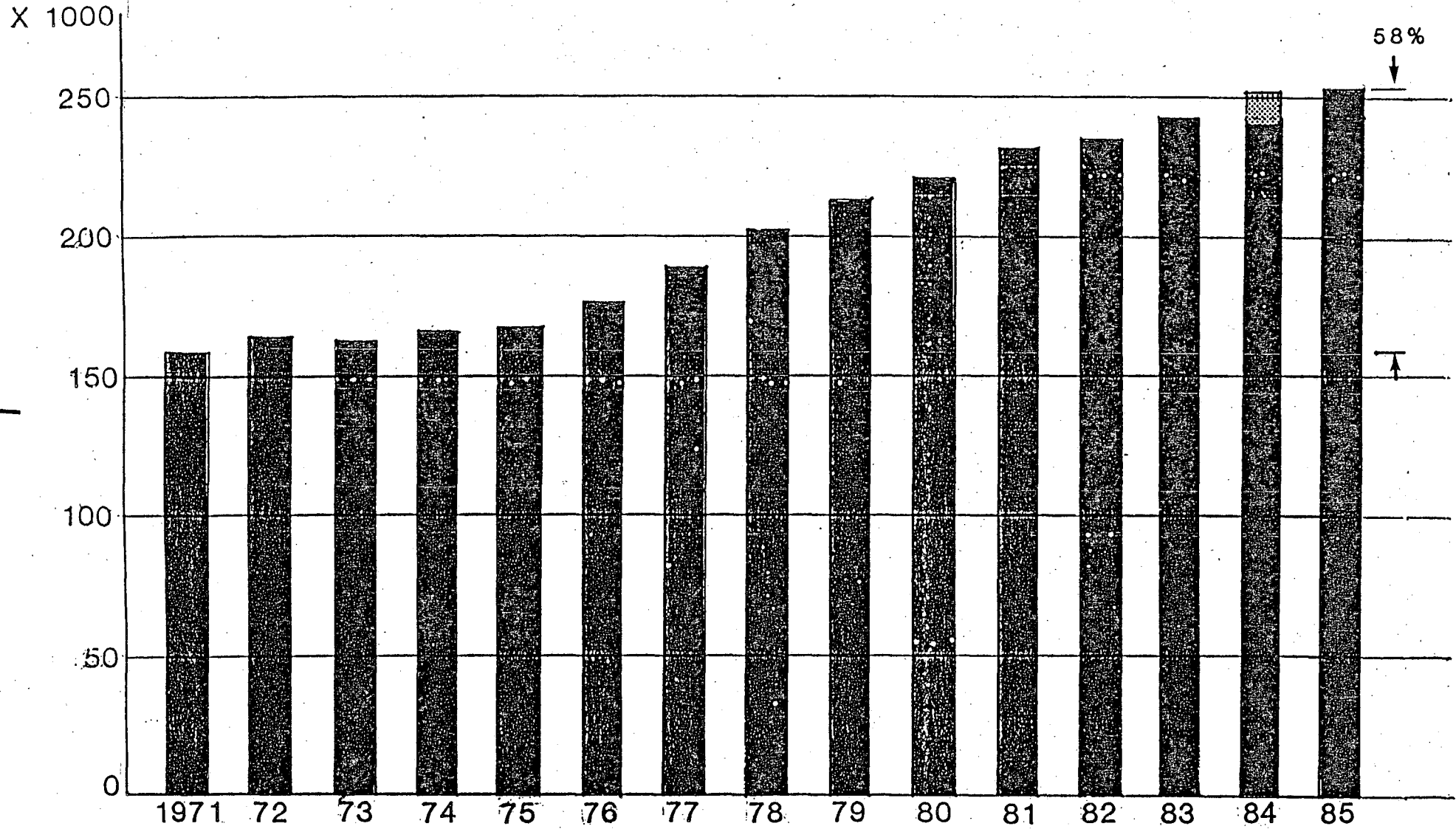
APPROVED FOR COMMITTEE INFORMATION


  
\_\_\_\_\_  
SOLON WISHAM, JR.  
ASSISTANT CITY MANAGER

JPK:jt  
Ref: 6-14  
Attachments

# RADIO CALLS DISPATCHED

1971-1985



 SIGNIFICANT DATA LOSS DUE TO NEW SYSTEM PROBLEMS AND COMMUNICATION LINE PROBLEMS. (AN EXACT NUMBER OF CALLS CANNOT BE DETERMINED.)

# RADIO CALLS DISPATCHED

● 58% INCREASE BETWEEN 1971 AND 1985

1985 - 251,130 TOTAL CALLS OR 9% INCREASE FROM 1984

## ● RESPONSE TIME

	<u>1985</u>	<u>1984</u>
PRIORITY 1	8.4 MIN.	8.5 MIN.
PRIORITY 2	11.9 MIN.	11.9 MIN.
PRIORITY 3	34.3 MIN.	31.5 MIN.

## ● CODE 12

1985 (4 QUARTERS)

PRIORITY 1	17.2%	- RATIO: 1 IN EVERY 6 CALLS
PRIORITY 2	19.5%	
PRIORITY 3	4.6%	

1986 (1ST QUARTER)

PRIORITY 1	12.7%	- RATIO: 1 IN EVERY 8 CALLS
PRIORITY 2	24.1%	
PRIORITY 3	0.7%	

LAST 6 MONTHS (OCT 85 - MARCH 86) SHOW TREND - AS  
NUMBER OF PATROL OFFICERS INCREASES, RATIO OF PRIORITY 1  
CODE 12 CALLS DECREASES

# Population vs. Sworn Ratio

