

CITY OF SACRAMENTO
1231 I Street, Sacramento, CA 95814

Permit No: 0514545
Insp Area: 4
Thos Bros:
Sub-Type: NSFR
Housing (Y/N): N

Site Address: 8 HALSEY PL SAC
Parcel No: THE HAMPTONS VII. 3 LOT # 29

CONTRACTOR
KB HOME NORTH BAY INC.
611 ORANGE DR
VACAVILLE CA. 95687

OWNER

ARCHITECT

Nature of Work: MP1813 2 STORY 9RM SFR

CONSTRUCTION LENDING AGENCY: I hereby affirm under penalty of perjury that there is a construction lending agency for the performance of the work for which this permit is issued (Sec. 3097, Civ. C).

Lender's Name _____ Lender's Address _____

LICENSED CONTRACTORS DECLARATION: I hereby affirm under penalty of perjury that I am licensed under provisions of Chapter 9 (commencing with section 7000) of Division 3 of the Business and Professions Code and my license is in full force and effect.

License Class B License Number _____ Date 9/22/05 Contractor Signature [Signature]

OWNER-BUILDER DECLARATION: I hereby affirm under penalty of perjury that I am exempt from the contractors License Law for the following reason (Sec. 7031.5, Business and Professions Code; any city or county which requires a permit to construct, alter, improve, demolish, or repair any structure, prior to its issuance, also requires the applicant for such permit to file a signed statement that he or she is licensed pursuant to the provisions of the Contractors License Law (Chapter 9 (commencing with Section 7000) of Division 8 of the Business and Professions Code) or that he or she is exempt therefrom and the basis for the alleged exemption. Any violation of Section 7031.5 by any applicant for a permit subjects the applicant to a civil penalty of not more than five hundred dollars (\$500.00);

____ I, as a owner of the property, or my employees with wages as their sole compensation, will do the work, and the structure is not intended or offered for sale (Sec. 7044, Business and Professional Code: The Contractors License Law does not apply to an owner of property who builds or improves thereon, and who does such work himself or herself or through his/her own employees, provided that such improvements are not intended or offered for sale. If, however, the building or improvement is sold within one year of completion, the owner-builder will have the burden of proving that he/she did not build or improve for the purpose of sale.)

____ I, as owner of the property, am exclusively contracting with licensed contractors to construct the project (Sec. 7044, Business and Professions Code: The Contractors License Law does not apply to an owner of property who builds or improves thereon, and who contracts for such projects with a contractor(s) licensed pursuant to the Contractors License Law).

____ I am exempt under Sec. _____ B & PC for this reason: _____

Date _____ Owner Signature _____

IN ISSUING THIS BUILDING PERMIT, the applicant represents, and the city relies on the representation of the applicant, that the applicant verified all measurements and locations shown on the application or accompanying drawings and that the improvement to be constructed does not violate any law or private agreement relating to permissible or prohibited locations for such improvements. This building permit does not authorize any illegal location of any improvement or the violation of any private agreement relating to location of improvements.

I certify that I have read this application and state that all information is correct. I agree to comply with all city and county ordinances and state laws relating to building construction and hereby authorize representative(s) of this city to enter upon the abovementioned property for inspection purposes.

Date 9/22/05 Applicant/Agent Signature [Signature]

WORKER'S COMPENSATION DECLARATION: I hereby affirm under penalty of perjury one of the following declarations:

____ I have and will maintain a certificate of consent to self-insure for workers' compensation as provided for by Section 3700 of the Labor Code, for the performance of work for which the permit is issued.

[Signature] I have and will maintain workers' compensation insurance, as required by Section 3700 of the Labor Code, for the performance of the work for which this permit is issued. My workers' compensation insurance carrier and policy number are:

Carrier _____ Policy Number _____ Exp Date _____

____ (This section need not be completed if the permit is for \$100 or less) I certify that in the performance of the work for which this permit is issued, I shall not employ any person in any manner so as to become subject to the workers' compensation laws of California and agree that if I should become subject to the workers' compensation provisions of Section 3700 of the Labor Code, I shall forthwith comply with those provisions.

Date 9/22/05 Applicant Signature [Signature]

WARNING: FAILURE TO SECURE WORKER'S COMPENSATION COVERAGE IS UNLAWFUL AND SHALL SUBJECT AN EMPLOYER TO CRIMINAL PENALTIES AND CIVIL FINES UP TO ONE HUNDRED THOUSAND DOLLARS (\$100,000) IN ADDITION TO THE COST OF COMPENSATION, DAMAGES AS PROVIDED FOR IN SECTION 3706 OF THE LABOR CODE, INTEREST AND ATTORNEY'S FEE.

THIS PERMIT SHALL EXPIRE BY LIMITATION IF WORK IS NOT COMMENCED WITHIN 180 DAYS.



lot 29

Planning and Building Department
Building Division

CITY OF SACRAMENTO
CALIFORNIA

Downtown Permits Center
1231 I Street, #200
Sacramento, CA 95814-2998
North Permits Center
2101 Arena Blvd., Suite 200
Sacramento, CA 95834

ADDRESS 8 Halsey Place PERMIT NO. 0514545

INSPECTION COMMENTS	PERMIT DOCUMENTS
9.30.05 - SETBACK OK C/M	
9.30.05 P.40, 42, 43 AP C/M	
10-13-05 10/11 AP	
12 9 05 867 AP via GARDNER 40022	
12/16/05 127 CN via GARDNER	
12-21-05 B17, 26 AP BBA	
1/1/06 B81 CN via GARDNER	
1/17/06 B18/8/1/14 AP	SL
1-25-06 P47 AP BBA	
3-28-06 B25 CN BBA	

FINAL APPROVALS	
BUILDING	
ELECTRICAL	
PLUMBING	
MECHANICAL	
FIRE	
SITE	

CAN AM Plumbing Lot 29

INSTALLATION CERTIFICATE

(Page 1 of 13)

CF-6R

Hamptons Clusters- Plan # 1848 CRIGHT

Site Address 8 Halsey Place

Permit Number 0514543

An installation certificate is required to be posted at the building site or made available for all appropriate inspections. (The information provided on this form is required; however, use of this form to provide the information is optional.) After completion of final inspection, a copy must be provided to the building department (upon request) and the building owner at occupancy, per Section 10-103(b).

HVAC SYSTEMS:

Heating Equipment

Table with 8 columns: Equip. Type (pkg. heat pump), CEC Certified Mfr Name and Model Number, # of Identical Systems, Efficiency (AFUE, etc.) [≥CF-1R value], Duct Location (attic, etc.), Duct or Piping R-value, Heating Load (Btu/hr), Heating Capacity (Btu/hr)

Cooling Equipment

Table with 8 columns: Equip. Type (pkg. heat pump), CEC Certified Compressor Unit Mfr Name and Model Number, # of Identical Systems, Efficiency (SEER, etc.) [≥CF-1R value], Duct Location (attic, etc.), Duct R-value, Cooling Load (Btu/hr), Cooling Capacity (Btu/hr)

1. ≥ reads greater than or equal to.

1, the undersigned, verify that equipment listed above is: 1) the actual equipment installed, 2) equivalent to or more efficient than that specified in the certificate of compliance (Form CF-1R) submitted for compliance with the Energy Efficiency Standards for residential buildings, and 3) equipment that meets or exceeds the appropriate requirements for manufactured devices (from the Appliance Efficiency Regulations or Part 6), where applicable.

Signature, Date

Installing Subcontractor (Co. Name) OR General Contractor (Co. Name) OR Owner

WATER HEATING SYSTEMS:

Table with 10 columns: Heater Type, CEC Certified Mfr Name & Model Number, Distribution Type (Std. Point-of-Use), If Recirculation, Control Type, # of Identical Systems, Rated Input (KW or Btu/hr), Tank Volume (gallons), Efficiency (EF, RE), Standby Loss (%), External Insulation R-value

- 2. For small gas storage (rated input of less than or equal to 75,000 Btu/hr), electric resistance and heat pump water heaters, list Energy Factor. For large gas storage water heaters (rated input of greater than 75,000 Btu/hr), list Recovery Efficiency, Standby Loss and Rated Input. For instantaneous gas water heaters, list Recovery Efficiency and Rated Input.
3. R-12 external insulation is mandatory for storage water heaters with an energy factor of less than 0.58.

Faucets & Shower Heads:

All faucets and showerheads installed are certified to the Commission, pursuant to Title 24, Part 6, Section 111.

1, the undersigned, verify that equipment listed above my signature is: 1) the actual equipment installed; 2) equivalent to or more efficient than that specified in the certificate of compliance (Form CF-1R) submitted for compliance with the Energy Efficiency Standards for residential buildings; and 3) equipment that meets or exceeds the appropriate requirements for manufactured devices (from the Appliance Efficiency Regulations or Part 6), where applicable.

Signature, Date [Handwritten Signature] 3/27/06

Installing Subcontractor (Co. Name) OR General Contractor (Co. Name) OR Owner

COPY TO: Building Department, HERS Provider (if applicable), Building Owner at Occupancy

INSTALLATION CERTIFICATE

LOT 29 PLAN# 1848 C Right CF-6R
 Site Address 8 Halsen Place KB HOME - HAMPTONS (CLUSTER)

Permit Number 0514545

An installation certificate is required to be posted at the building site or made available for all appropriate inspections. (The information provided on this form is required; however, use of this form to provide the information is optional.) After completion of final inspection a copy must be provided to the building department (upon request) and the building owner at occupancy, per Section 10-103(b).

HVAC SYSTEMS:

Heating Equipment

Equip. Type (pkg. Heat pump)	CEC Certified Mfr name and Model #	# of Identical Systems	(1) Efficiency (AFUE, etc.) > CF-1R value	Duct Location (attic, etc.)	Duct or Piping R-value	Heating Load (Btu/hr)	Heating Capacity (Btu/hr)	
FURNACE	Carrier 58STX070-12	1	80%	ATTIC	6	28,313	70,000	PLAN 1708
FURNACE	Carrier 58STX070-12	1	80%	ATTIC	6	27,627	70,000	PLAN 1722
FURNACE	Carrier 58STX070-12	1	80%	ATTIC	6	31,392	70,000	PLAN 1848
FURNACE	Carrier 58STX090-16	1	80%	ATTIC	6	27,627	90,000	PLAN 1922

Cooling Equipment

Equip. Type (pkg. Heat pump)	CEC Certified Compressor Unit Mfr Name and Model #	# of Identical Systems	(1) Efficiency (SEER, etc.) > CF-1R value	Duct Location (attic, etc.)	Duct R-value	Cooling Load (Btu/hr)	Cooling Capacity (Btu/hr)	
A/C	Carrier 38BRC036*	1	13.0	ATTIC	6	22,792	33,100	PLAN 1708
A/C	Carrier 38BRC036*	1	13.0	ATTIC	6	23,526	33,100	PLAN 1722
A/C	Carrier 38BRC036*	1	13.0	ATTIC	6	26,043	33,100	PLAN 1848
A/C	Carrier 38BRC042*	1	13.0	ATTIC	6	23,526	38,600	PLAN 1922

* = TXV valve installed as part of coil

(1) > reads greater than or equal to.

I, the undersigned, verify that equipment listed above is: 1) is the actual equipment installed, 2) equivalent to or more efficient than that specified in the certificate of compliance (Form CF-1R) submitted for compliance with the *Energy Efficiency Standards* for residential buildings, and 3) equipment that meets or exceeds the appropriate requirements for manufactured devices (from the *Appliance Efficiency Regulations* or Part 6), where applicable.

Jim Galardi 6/24/05
 Signature, Date

BEUTLER CORPORATION
 Installing Subcontractor (Co. Name)
 OR General Contractor (Co. Name) OR Owner

INSTALLATION CERTIFICATE

(Page 2 of 13)

CF-6R

Lot 29

1848 C Right

Pacific Window

Site Address 8 Halsey Place

Permit Number 0514545

FENESTRATION/GLAZING:

Manufacturer/Brand Name (GROUP LIKE PRODUCTS)	Product U-Factor ¹ (≤ CF-IR value) ²	Product SHGC ¹ (≤ CF-IR value) ²	# of Panes	Total Quantity of Like Product (Optional)	Square Feet	Exterior Shading Device or Overhang	Comments/Location/Special Features
1. Pacific	.35	SH	2				lowE ²
2. ↓	.35	KO	2				
3. ↓	.34	PW	2				
4. ↓	.35	PD	2				
5.							
6.							
7.							
8.							
9.							
10.							
11.							
12.							
13.							
14.							
15.							

- ¹ Manufactured fenestration products use the values from the product label. Field fabricated fenestration products use the default values from Section 116 of the Energy Efficiency Standards.
- ² Installed U-Factor must be less than or equal to values from CF-IR. Installed SHGC must be less than or equal to values from CF-IR, or a shading device (exterior or overhang) is installed as specified on the CF-IR. Alternatively, installed weighted average U-Factors for the total fenestration area are less than or equal to values from CF-IR.

I, the undersigned, verify that the fenestration/glazing listed above my signature: 1) is the actual fenestration product installed; 2) is equivalent to or has a lower U-Factor and lower SHGC than that specified in the certificate of compliance (Form CF-1R) submitted for compliance with the Energy Efficiency Standards for residential buildings; and 3) the product meets or exceeds the appropriate requirements for manufactured devices (from Part 6), where applicable.

_____ 12/13/04 _____
 Item #s (if applicable) Signature, Date Installing Subcontractor (Co. Name) OR General Contractor (Co. Name) OR Owner OR Window Distributor

 Item #s (if applicable) Signature, Date Installing Subcontractor (Co. Name) OR General Contractor (Co. Name) OR Owner OR Window Distributor

 Item #s (if applicable) Signature, Date Installing Subcontractor (Co. Name) OR General Contractor (Co. Name) OR Owner OR Window Distributor

COPY TO: Building Department
 HERS Provider (if applicable)
 Building Owner at Occupancy

2

INSULATION CERTIFICATE

THIS IS TO CERTIFY THAT INSULATION HAS BEEN INSTALLED IN CONFORMANCE WITH THE CURRENT ENERGY REGULATIONS, CALIFORNIA ADMINISTRATION CODE, TITLE 24, STATE OF CALIFORNIA, IN THE BUILDING LOCATED AT:

8 Hakey Place

#0514545

1848 C Right

SITE ADDRESS LOT 29 HAMPTONS (CLUSTER) NATOMAS CA
NUMBER CITY STATE

CEILINGS:

BLOW: MANUFACTURER GREEN FIBER THICKNESS 10.3" R/VALUE 38

BATTS: MANUFACTURER KNAUF THICKNESS 13" R/VALUE 38

KNAUF

EXTERIOR WALLS:

MANUFACTURER KNAUF THICKNESS 3.5" R/VALUE 13

KNAUF

FLOOR INSULATION:

MANUFACTURER KNAUF THICKNESS 6.5" R/VALUE 19

KNAUF

AIR INFILTRATION: (TITLE 24)

YES XXX NO

OTHER: _____

GENERAL CONTRACTOR: KB HOMES LICENSE # _____

BY: _____ TITLE _____ DATE _____

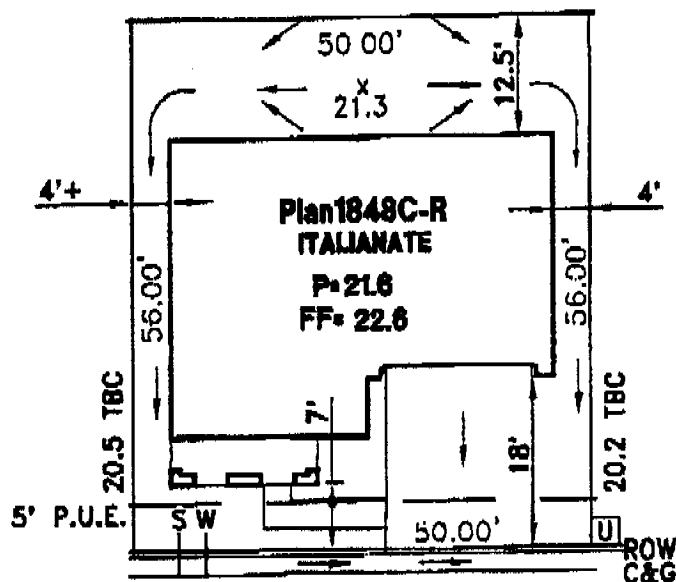
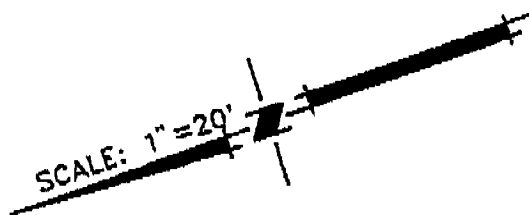
INSULATION CONTRACTOR: WESTERN INSULATION LP LICENSE # 794484

BY: Becky Gutherz TITLE AUTH. AGENT _____ DATE 1/24/2006

BECKY GUTHERZ




THIS PLOT PLAN IS NOT FOR SALES PURPOSES. THIS PLOT PLAN IS FOR THE PURPOSES OF INDICATING COMPLIANCE WITH ZONING SET BACKS, GENERAL DRAINAGE DIRECTION, AND APPROXIMATE UTILITY CONNECTION. ALL OTHER DATA SHOWN HEREON IS CONCEPTUAL. THIS PLOT PLAN DOES NOT REFLECT AS-BUILT CONDITION. RETAINING WALLS ARE OPTIONAL AND MAY OR MAY NOT BE CONSTRUCTED.



LEGEND

- DRAIN INLET
- SEWER SERVICE
- WATER SERVICE
- STREET LIGHT
- TRANSFORMER
- UTILITY BOX
- STREET LIGHT SERVICE POINT
- FIRE HYDRANT
- STOP SIGN



This set of plans and specifications must be kept on the job at all times and it is unlawful to make any changes or alterations from the same without written permission from the Building Inspection Division.

The approval of this plan and specification SHALL NOT be held to permit or approve the violation of any City Ordinance or State Law.

THE HAMPTONS - VILLAGE 3 - CLUSTER
KB HOME NORTH BAY
PLOT PLAN FOR LOT 29

A.P.N.:
LOT AREA: 2,800 S.F.
ADDRESS: 8 HALSEY PLACE
CITY OF SACRAMENTO, CALIFORNIA

WOOD RODGERS
ENGINEERING • PLANNING • MAPPING • SURVEYING
3901 F STREET, SUITE 1000, SACRAMENTO, CA 95816
PHONE: (916) 341-7760 FAX: (916) 341-7767
AUGUST 2005 DRAWN: DAM 1217.013

J:\Jobs\1217-Natemas Meadows\The Hamptons-V3\Civil\Plotplan\LO1 029.dwg 9/15/05 1:03pm dmerlo