

CITY OF SACRAMENTO  
1231 I Street, Sacramento, CA 95814

Permit No: 0415394  
Insp Area: 4  
Thos Bros: 256H3

Site Address: 5629 LOS PUEBLOS WY SAC  
Parcel No: 201-1030-051

Sub-Type: NSFR  
NATOMAS CREEK VIL 2 LOT 51 Housing (Y/N): N

CONTRACTOR  
D. R. HORTON INC.  
4401 HAZEL AVE STE 225  
FAIR OAKS, CA 95628

OWNER

ARCHITECT

Nature of Work: MP 1695 1 STORY 7 ROOM SFR

**CONSTRUCTION LENDING AGENCY :** I hereby affirm under penalty of perjury that there is a construction lending agency for the performance of the work for which this permit is issued (Sec. 3097, Civ. C).

Lender's Name \_\_\_\_\_ Lender's Address \_\_\_\_\_

**LICENSED CONTRACTORS DECLARATION:** I hereby affirm under penalty of perjury that I am licensed under provisions of Chapter 9 (commencing with section 7000) of Division 3 of the Business and Professions Code and my license is in full force and effect.

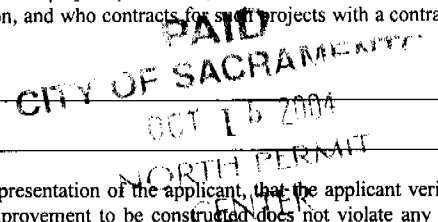
License Class \_\_\_\_\_ License Number 750190 Date 10/13/04 Contractor Signature 

**OWNER-BUILDER DECLARATION:** I hereby affirm under penalty of perjury that I am exempt from the contractors License Law for the following reason (Sec. 7031.5, Business and Professions Code; any city or county which requires a permit to construct, alter, improve, demolish, or repair any structure, prior to its issuance, also requires the applicant for such permit to file a signed statement that he or she is licensed pursuant to the provisions of the Contractors License Law (Chapter 9 (commencing with Section 7000) of Division 8 of the Business and Professions Code) or that he or she is exempt therefrom and the basis for the alleged exemption. Any violation of Section 7031.5 by any applicant for a permit subjects the applicant to a civil penalty of not more than five hundred dollars (\$500.00);

\_\_\_\_\_, I, as a owner of the property, or my employees with wages as their sole compensation, will do the work, and the structure is not intended or offered for sale (Sec. 7044, Business and Professional Code: The Contractors License Law does not apply to an owner of property who builds or improves thereon, and who does such work himself or herself or through his/her own employees, provided that such improvements are not intended or offered for sale. If, however, the building or improvement is sold within one year of completion, the owner-builder will have the burden of proving that he/she did not build or improve for the purpose of sale.)


\_\_\_\_\_, I, as owner of the property, am exclusively contracting with licensed contractors to construct the project (Sec. 7044, Business and Professions Code: The Contractors License Law does not apply to an owner of property who builds or improves thereon, and who contracts for such projects with a contractor(s) licensed pursuant to the Contractors License Law).

\_\_\_\_\_, I am exempt under Sec. \_\_\_\_\_ B & PC for this reason: \_\_\_\_\_  
Date \_\_\_\_\_ Owner Signature \_\_\_\_\_



**IN ISSUING THIS BUILDING PERMIT,** the applicant represents, and the city relies on the representation of the applicant, that the applicant verified all measurements and locations shown on the application or accompanying drawings and that the improvement to be constructed does not violate any law or private agreement relating to permissible or prohibited locations for such improvements. This building permit does not authorize any illegal location of any improvement or the violation of any private agreement relating to location of improvements.

I certify that I have read this application and state that all information is correct. I agree to comply with all city and county ordinances and state laws relating to building construction and hereby authorize representative(s) of this city to enter upon the abovementioned property for inspection purposes.

Date 10/13/04 Applicant/Agent Signature 

**WORKER'S COMPENSATION DECLARATION:** I hereby affirm under penalty of perjury one of the following declarations:

\_\_\_\_\_, I have and will maintain a certificate of consent to self-insure for workers' compensation as provided for by Section 3700 of the Labor Code, for the performance of work for which the permit is issued.

\_\_\_\_\_, I have and will maintain workers' compensation insurance, as required by Section 3700 of the Labor Code, for the performance of the work for which this permit is issued. My workers' compensation insurance carrier and policy number are:

Carrier AMERICAN CASULTY CO Policy Number WC247856876 Exp Date 07/01/2005

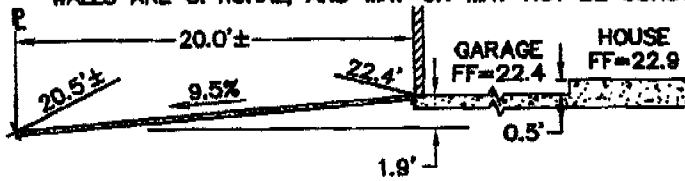
\_\_\_\_\_, (This section need not be completed if the permit is for \$100 or less) I certify that in the performance of the work for which this permit is issued, I shall not employ any person in any manner so as to become subject to the workers' compensation laws of California and agree that if I should become subject to the workers' compensation provisions of Section 3700 of the Labor Code, I shall forthwith comply with those provisions.

Date 10/13/04 Applicant Signature 

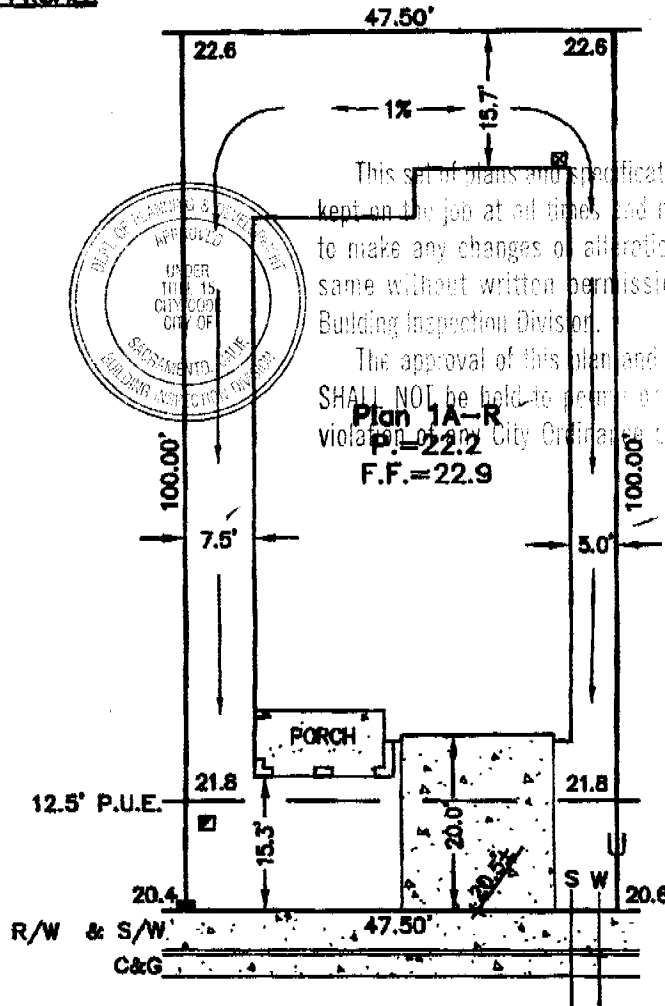
**WARNING:** FAILURE TO SECURE WORKER'S COMPENSATION COVERAGE IS UNLAWFUL AND SHALL SUBJECT AN EMPLOYER TO CRIMINAL PENALTIES AND CIVIL FINES UP TO ONE HUNDRED THOUSAND DOLLARS (\$100,000) IN ADDITION TO THE COST OF COMPENSATION, DAMAGES AS PROVIDED FOR IN SECTION 3706 OF THE LABOR CODE, INTEREST AND ATTORNEY'S FEE.

**THIS PERMIT SHALL EXPIRE BY LIMITATION IF WORK IS NOT COMMENCED WITHIN 180 DAYS.**

THIS PLOT PLAN IS NOT FOR SALES PURPOSES. THIS PLOT PLAN IS FOR THE PURPOSE OF INDICATING COMPLIANCE WITH ZONING SET BACKS, GENERAL DRAINAGE AND APPROXIMATE UTILITY CONNECTION, ALL OTHER DATA SHOWN HEREON IS CONCEPTUAL. THIS PLOT PLAN DOES NOT REFLECT AS-BUILT CONDITION, RETAINING WALLS ARE OPTIONAL, AND MAY OR MAY NOT BE CONSTRUCTED.



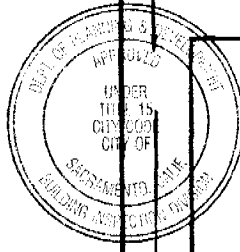
DRIVEWAY CENTERLINE PROFILE (NOT TO SCALE)



This set of plans and specifications must be kept on the job at all times and it is unlawful to make any changes or alterations from the same without written permission from the Building Inspection Division.

The approval of this plan and specification SHALL NOT be held to permit or approve the violation of any City Ordinance or State Law.

Plan 1A-R  
P.F.=22.2  
F.F.=22.9



Los Pueblos Way

NET LOT AREA = 4,750 SQ. FEET  
FOOTPRINT AREA = 2,111 SQ. FEET  
LOT COVERAGE = 44%

LEGEND

- U - - - - UTILITY LOCATION
- A - - - - AIR CONDITIONER
- S - - - - SEWER
- W - - - - WATER
- V - - - - SUREWEST VAULT
- B - - - - PULL BOX

SCALE: 1" = 20'

PLOT PLAN  
LOT 2051  
Natomas Creek Village 2  
Terrace Park - Phase 6  
City of Sacramento, State of California

**WECKER  
SURVEYS**

1111 KENNEDY PLACE  
SUITE 4  
DAVIS, CA 95616  
530-792-7252  
FAX 530-758-2775

*Handwritten initials and date:*  
NB  
8-30

# CERTIFICATION OF INSULATION

PART I GENERAL

DR HORTSM  
TCVHCC

LOT #2051

- P.O. BOX 854, WEST SACRAMENTO, CA 95681 LIC. #202026
- 1309 MELODY ROAD, MARYSVILLE, CA 95901 LIC. #202026
- P.O. BOX 9651, FRESNO, CA 93793-9651 LIC. #202026
- P.O. BOX 1631, RENO, NV 89505 LIC. #10675
- 3326 A PONDEROSA WAY, LAS VEGAS, NV 89118 LIC. #10675

3-22  
DATE INSULATION COMPLETED

PART II AREAS

WALLS			CEILINGS			FLOORS		
(                      SQUARE FEET)			(                      SQUARE FEET)			(                      SQUARE FEET)		
TYPE OF INSULATION			TYPE OF INSULATION			TYPE OF INSULATION		
MATERIAL <b>FIBERGLASS</b>			MATERIAL <b>FIBERGLASS</b>			MATERIAL <b>FIBERGLASS</b>		
FORM <b>BATTS</b>			FORM <b>BATTS &amp; BLOW</b>			FORM <b>BATTS</b>		
MANUFACTURER'S PRODUCT I.D.			MANUFACTURER'S PRODUCT I.D.			MANUFACTURER'S PRODUCT I.D.		
MANUFACTURER			MANUFACTURER			MANUFACTURER		
CT	OC	JM	CT	OC	JM	CT	OC	JM
			BAGS					
MIN. INSTALLED	APPLIED THICKNESS	R-VALUE INSTALLED	APPLIED THICKNESS	MIN. INSTALLED	APPLIED THICKNESS	R-VALUE INSTALLED	APPLIED THICKNESS	R-VALUE INSTALLED
13	3 1/2	30	9 1/2					

INSULATED

**NOTE: WALLS IF R-VALUE IS OTHER THAN WALLS ABOVE**

MATERIAL	FORM	R VALUE	MANUFACTURER		
<b>FIBERGLASS</b>	<b>BATTS</b>		CT	OC	JM

**AIR INFILTRATION SEALANT**

MATERIAL	MANUFACTURER	
<b>FOAM</b>	<b>HILTI</b>	<b>HANDY FOAM</b>

**THIS IS TO CERTIFY THAT INSULATION AND/OR SEALANT HAS BEEN INSTALLED IN CONFORMANCE WITH APPLICABLE CODES, MATERIAL STANDARDS AND REGULATIONS.**

PART III CERTIFICATION

SIGNATURE — INSULATION CONTRACTOR <i>TC</i>	TITLE <b>MANAGER</b>	DATE <b>3-22</b>
SIGNATURE — GENERAL CONTRACTOR	TITLE	DATE

REMARKS

INSTALLATION CARD

WESTERN ONE STUCCO SYSTEM  
SACRAMENTO STUCCO PRODUCTS CO., INC.

Job Address:

ICBO Evaluation Services, Inc.

D.R. Horton-Terrace Park

Report No. 3899

Lot 2051 5629 Los Pueblos Way

Date of Job Completion: 3-29-05

Plaster Contractor

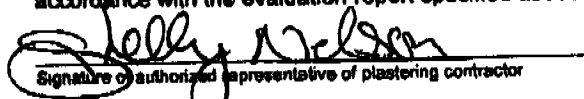
Name: TOLIVER PLASTERING, INC.

Address: 3346 Luyung Dr., Rancho Cordova, CA 95742

Telephone Number: (916) 631-9844

Approved Applicator's License Number as  
Issued by Western Stucco Products 507

This is to certify that the plastering system on the building exterior at the above address has been installed in accordance with the evaluation report specified above and the manufacturer's instructions.

  
Signature of authorized representative of plastering contractor

4-22-05  
Date

Installation card must be presented to the building inspector  
After completion of work and before final inspection.

No. DRH-2051

INSTALLATION CARD

WESTERN ONE STUCCO SYSTEM  
SACRAMENTO STUCCO PRODUCTS CO., INC.

Job Address:

ICBO Evaluation Services, Inc.

D.R. Horton-Terrace Park

Report No. 3899

Lot 2052 5623 Los Pueblos Way

Date of Job Completion: 3-29-05

Plaster Contractor


Name: TOLIVER PLASTERING, INC.

Address: 3346 Luyung Dr., Rancho Cordova, CA 95742

Telephone Number: (916) 631-9844

Approved Applicator's License Number as  
Issued by Western Stucco Products 507

This is to certify that the plastering system on the building exterior at the above address has been installed in accordance with the evaluation report specified above and the manufacturer's instructions.

  
Signature of authorized representative of plastering contractor

4-22-05  
Date

Installation card must be presented to the building inspector  
After completion of work and before final inspection.

No. DRH-2052

Nov 08 04 09:42p

**INSTALLATION CERTIFICATE**

(page 2 of 4)

CF-6R

DR. HORTON - TERRACE PARK PLAN 1

Site Address

Permit Number

**FENESTRATION/GLAZING:**

Manufacturer/Brand Name (GROUP LIKE PRODUCTS)	Operator Type (e.g., fixed, slider)	Manufactured Products Labelled U-value (≤ CF-1R value) <sup>2</sup>	Site Built Products # of Panels	Default U-Value <sup>2</sup>	Quantity (Ordered)	Total Square Feet	Comments/ Special Features
1. 6110	HV	.35				243	
2. 6210	SH	.35				30	
3. 5621	SGD	.34				48	
4. 6340	PW	.33				6	
5.							
6.							
7.							
8.							
9.							
10.							
11.							
12.							
13.							
14.							
15.							

<sup>2</sup> Installed U-value must be less than or equal to value from CF-1R. Alternatively, installed weighted average U-value for the total fenestration area is less than or equal to value from CF-1R.

I, the undersigned, verify that the fenestration/glazing listed above my signature (1) is the actual fenestration product installed; (2) is equivalent to or more efficient than that specified in the certificate of compliance (Form CF-1R) submitted for compliance with the *Energy Efficiency Standards for residential buildings*; and (3) the product meets or exceeds the appropriate requirements for manufactured devices (from Part 6), where applicable.

3  
Item #s  
(if applicable)

*Joe Bault* 11/8/04  
Signature, Date

*MILLARD WINDOWS*  
Installing Subcontractor (Co. Name) OR  
General Contractor (Co. Name) OR Owner

Item #s  
(if applicable)

Signature, Date

Installing Subcontractor (Co. Name) OR  
General Contractor (Co. Name) OR Owner

Item #s  
(if applicable)

Signature, Date

Installing Subcontractor (Co. Name) OR  
General Contractor (Co. Name) OR Owner

COPY TO: Building Department  
Building Owner at Occupancy

Compliance Form

July 1, 1995

FURNACE / A/C

**INSTALLATION CERTIFICATE**

CF-6R

PLAN # 1 A-OT 2051

D.R. Horton - TERRACE PARK

Site Address

Permit Number

An installation certificate is required to be posted at the building site or made available for all appropriate inspections. (The information provided on this form is required; however, use of this form to provide the information is optional.) After completion of final inspection a copy must be provided to the building department (upon request) and the building owner at occupancy, per Section 10-103(b).

**HVAC SYSTEMS:**

**Heating Equipment**

Equip. Type (pkg. Heat pump)	CEC Certified Mfr name and Model #	# of Identical Systems	(1) Efficiency (AFUE, etc.) > CF-1R value	Duct Location (attic, etc.)	Duct or Piping R-value	Heating Load (Btu/hr)	Heating Capacity (Btu/hr)	
FURNACE	58MXA080-12	1	92%	ATTIC	6.0	28,927	60,000	PLAN 1
FURNACE	58MXA080-12	1	92%	ATTIC	6.0	27,893	60,000	PLAN 2
FURNACE	58STXD00-18	1	80%	ATTIC	6.0	33,145	92,000	PLAN 3
FURNACE	58MXA100-20	1	92%	ATTIC	6.0	38,140	100,000	PLAN 4

**Cooling Equipment**

Equip. Type (pkg. Heat pump)	CEC Certified Compressor Unit Mfr Name and Model #	# of Identical Systems	(1) Efficiency (SEER, etc.) > CF-1R value	Duct Location (attic, etc.)	Duct R-value	Cooling Load (Btu/hr)	Cooling Capacity (Btu/hr)	
A/C	38CKC038-3*	1	10.0	ATTIC	6.0	28,422	30,800	PLAN 1
A/C	38CKC036-3*	1	10.0	ATTIC	6.0	28,335	30,800	PLAN 2
A/C	38CKC048-3*	1	10.0	ATTIC	6.0	33,616	40,800	PLAN 3
A/C	38CKC048-3*	1	10.0	ATTIC	6.0	34,064	40,800	PLAN 4

\*TAX INCLUDED WITH THE COIL

(1) > reads greater than or equal to.

I, the undersigned, verify that equipment listed above is: 1) the actual equipment installed; 2) equivalent to or more efficient than that specified in the certificate of compliance (Form CF-1R) submitted for compliance with the Energy Efficiency Standards for residential buildings; and 3) equipment that meets or exceeds the appropriate requirements for manufactured devices (from the Appliance Efficiency Regulations or Part 6), where applicable.

*[Signature]* 10/21/04  
Signature, Date

BEUTLER CORPORATION

Installing Subcontractor (Co. Name)

OR General Contractor (Co. Name) OR Owner

**WATER HEATING SYSTEMS:**

Heater Type	CEC Certified Mfr Name & Model #	Distribution Type (Std. point of use)	If Recirculation Control Type	# of Identical Systems	(1) Rated Input (KW or Btu/hr)	Tank Volume (gallons)	(2) Efficiency (EF, RE)	(2) Standby Loss (%)	External Insulation R-value

(2) For small gas storage (rated input of less than or equal to 75,000 Btu/hr), electric resistance and heat pump water heaters, list Energy Factor. For large gas storage water heaters (rated input of greater than 75,000 Btu/hr), list Recovery Efficiency, Standby Loss and Rated Input. For instantaneous gas water heaters, list Recovery efficiency and Rated Input.

(3) R-12 external insulation is mandatory for storage water heaters with an energy factor of less than 0.58.

**Faucets & Shower Heads:**

All faucets and showerheads installed are certified to the Commission, pursuant to Title 24, Part 6, Section 111.

I, the undersigned, verify that equipment listed above my signature is: 1) the actual equipment installed; 2) equivalent to or more efficient than that specified in the certificate of compliance (Form CF-1R) submitted for compliance with the Energy Efficiency Standards for residential buildings; and 3) equipment that meets or exceeds the appropriate requirements for manufactured devices (from the Appliance Efficiency Regulations or Part 6), where applicable.

*[Signature]*  
Signature, Date

Installing Subcontractor (Co. Name)

COPY TO: Building Department

HERS Provider (if applicable): Building Owner at O- OR General Contractor (Co. Name) OR Owner