

**CITY OF SACRAMENTO**  
1231 I Street, Sacramento, CA 95814

**Permit No: 0008577**

**Insp Area: 1**

**Site Address: 3917 D ST SAC**  
Parcel No: 004-0181-006

**Sub-Type: RES**  
**Housing (Y/N): N**

CONTRACTOR  
LARRY SNIDER  
5524 TREASURE DR  
ROCKLIN CA

OWNER  
PHIFER  
3917 D ST  
SACRAMENTO CA 95819

ARCHITECT

**Nature of Work: T/O REROOF GARAGE WITH MONIER LTWT TILE**

**CONSTRUCTION LENDING AGENCY:** I hereby affirm under penalty of perjury that there is a construction lending agency for the performance of the work for which this permit is issued (Sec. 3097, Civ. C).

Lender's Name \_\_\_\_\_ Lender's Address \_\_\_\_\_

**LICENSED CONTRACTORS DECLARATION:** I hereby affirm under penalty of perjury that I am licensed under provisions of Chapter 9 (commencing with section 7000) of Division 3 of the Business and Professions Code and my license is in full force and effect.

License Class C-39 License Number 509696 Date 8-4-00 Contractor Signature Larry Snider

**OWNER-BUILDER DECLARATION:** I hereby affirm under penalty of perjury that I am exempt from the contractors License Law for the following reason (Sec. 7031.5, Business and Professions Code: any city or county which requires a permit to construct, alter, improve, demolish, or repair any structure, prior to its issuance, also requires the applicant for such permit to file a signed statement that he or she is licensed pursuant to the provisions of the Contractors License Law (Chapter 9 (commencing with Section 7000) of Division 8 of the Business and Professions Code) or that he or she is exempt therefrom and the basis for the alleged exemption. Any violation of Section 7031.5 by any applicant for a permit subjects the applicant to a civil penalty of not more than five hundred dollars (\$500.00);

I, as a owner of the property, or my employees with wages as their sole compensation, will do the work, and the structure is not intended or offered for sale (Sec. 7044, Business and Professional Code: The Contractors License Law does not apply to an owner of property who builds or improves thereon, and who does such work himself or herself or through his/her own employees, provided that such improvements are not intended or offered for sale. If, however, the building or improvement is sold within one year of completion, the owner-builder will have the burden of proving that he/she did not build or improve for the purpose of sale.)

I, as owner of the property, am exclusively contracting with licensed contractors to construct the project (Sec. 7044, Business and Professions Code: The Contractors License Law does not apply to an owner of property who builds or improves thereon, and who contracts for such projects with a contractor(s) licensed pursuant to the Contractors License Law).

I am exempt under Sec. \_\_\_\_\_ B & PC for this reason: \_\_\_\_\_

Date \_\_\_\_\_ Owner Signature \_\_\_\_\_

**IN ISSUING THIS BUILDING PERMIT,** the applicant represents, and the city relies on the representation of the applicant, that the applicant verified all measurements and locations shown on the application or accompanying drawings and that the improvement to be constructed does not violate any law or private agreement relating to permissible or prohibited locations for such improvements. This building permit does not authorize any illegal location of any improvement or the violation of any private agreement relating to location of improvements.

I certify that I have read this application and state that all information is correct. I agree to comply with all city and county ordinances and state laws relating to building construction and hereby authorize representative(s) of this city to enter upon the abovementioned property for inspection purposes.

Date 8-4-00 Applicant/Agent Signature Larry Snider

**WORKER'S COMPENSATION DECLARATION:** I hereby affirm under penalty of perjury one of the following declarations:

I have and will maintain a certificate of consent to self-insure for workers' compensation as provided for by Section 3700 of the Labor Code, for the performance of work for which the permit is issued.

I have and will maintain workers' compensation insurance, as required by Section 3700 of the Labor Code, for the performance of the work for which this permit is issued. My workers' compensation insurance carrier and policy number are:

Carrier \_\_\_\_\_ Policy Number \_\_\_\_\_ Exp Date \_\_\_\_\_

(This section need not be completed if the permit is for \$100 or less) I certify that in the performance of the work for which this permit is issued, I shall not employ any person in any manner so as to become subject to the workers' compensation laws of California and agree that if I should become subject to the workers' compensation provisions of Section 3700 of the Labor Code, I shall forthwith comply with those provisions.

Date 8-4-00 Applicant Signature Larry Snider

**WARNING - FAILURE TO SECURE WORKER'S COMPENSATION COVERAGE IS UNLAWFUL AND SHALL SUBJECT AN EMPLOYER TO CRIMINAL PENALTIES AND CIVIL FINES UP TO ONE HUNDRED THOUSAND DOLLARS (\$100,000) IN ADDITION TO THE COST OF COMPENSATION, DAMAGES AS PROVIDED FOR IN SECTION 3706 OF THE LABOR CODE, INTEREST AND ATTORNEY'S FEE.**


**THIS PERMIT SHALL EXPIRE BY LIMITATION IF WORK IS NOT COMMENCED WITHIN 180 DAYS.**

ISSUED

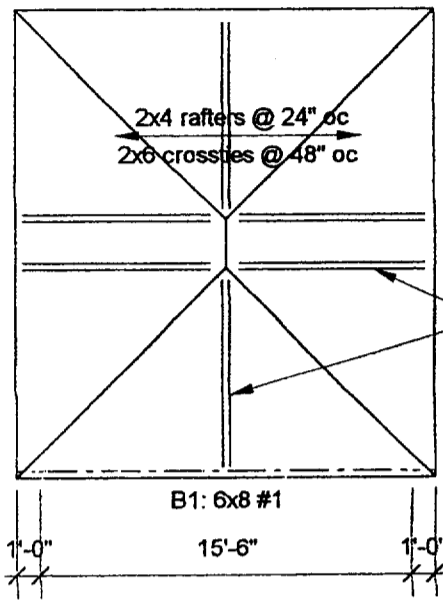
506 14 7000

CITY OF SACRAMENTO  
DEVELOPMENT SERVICES DEPT

*check collar ties  
in field.*



This set of plans and specifications must be kept on the job at all times and it is unlawful to make any changes or alterations from the same without written permission from the Building Inspection Division.  
The approval of this plan and specification SHALL NOT be held to permit or approve the violation of any City Ordinance or State law.



Scab a 2x4 to existing 2x4 rafters where the span is greater than 7'-9" (total 6).



Notes:

1. This is a reroof project. The new roofing material shall be a Light Weight Concrete Tile. The tile shall weigh less than or equal to 7.0 psf.
2. All rafters are 2x4 DF#2 and hips and valleys are 2x6 DF#2 unless otherwise noted.
3. All existing rafter, hips, valleys, rafter ties, and purlins are braced per UBC Section 2320.12 "Roof and Ceiling Framing" unless otherwise shown.
4. All structural wood members that were observed appear to be in sound condition and without structural defect.

1

ROOF PLAN - PHIFER

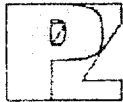
Not to Scale

6

*Matt P. 8/4/00*



Phifer



Paul Zacher - Structural Engineers  
4701 Lakeside Way  
Fair Oaks, CA 95628

TEL: 916.961.3960  
FAX: 916.961.6552

**RECOMMENDATIONS:**

If any of the following recommendations do not correspond to actual field conditions, the engineer of record shall be notified for further investigation and evaluation before continuing work.

Garage:

1. Scab a 2x4 rafter to the existing 2x4 rafters with 16d's @ 12" on center where the span is greater than 7'-9". See detail 1.

It shall be noted that small hairline cracking may occur at exterior stucco and interior gypboard finished walls that are load bearing or distributing roof strut loads. These cracks are a natural occurrence as the existing structure re-distributes the new roof weight. They are cosmetic in nature and are not an indication of a structural hazard or failure.

It shall be noted that some deflection of the rafters may be evident after installation of the tile. The existing roof framing has deflected but this may not be readily evident due to the uneven nature of the existing roofing material. Concrete tile is a very consistent and uniform product and when installed in an even plane, even small deflections can become apparent. This is only a cosmetic issue and not a structural concern.

The inspection consisted of visual observation only, made solely to determine the structural capacity of the existing roof. Analysis does not determine any effects on the overall structure under lateral forces or effects on the foundation unless specifically noted in the calculations and in this document. No warranties, expressed or implied, are made or intended in conjunction with this report. The inspection was made only to the portions that were accessible. The specific items noted were those that were observable and there may be defects that are not observable, or are hidden by architectural and structural materials.

If you have any questions on the above, do not hesitate to call.

Sincerely,

Paul Zacher, P.E., S.E.  
file

**DESIGN LOADING:**

Roof Pitch	4	in 12
Pitch Adjustment Factor	1.05	

**LOCATION: ROOF**

<u>MATERIAL</u>	<u>WEIGHT</u>	
Light Weight Tile	7.00	psf
Roofing felt	0.30	psf
1/2" OSB/ plywood	1.50	psf
1x4 skip sht'g	1.09	psf
2x4 rafters @ 24" oc	<u>0.64</u>	psf
	<b>Load</b>	10.5 psf
	Roof Pitch Adjustment	<u>0.57</u> psf
	<b>Total Load</b>	11.1 psf


Job #: 00-271

Date: 8/3/00

LOGGING


RAFTER

Op: 11.1 pJF x 2° = 22.2 pJF      2 x 4 #2  
Lr: 16.0 . . . . . = 72



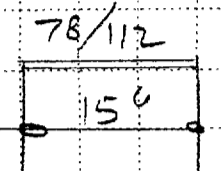
ROFTER

Op: 11.1 pJF x 2° = 22.2 pJF      2 x 4 #2  
Lr: 16.0 . . . . . = 72



B1

Op: 31.1 pJF x 2° = 78 pJF      6 x 8 #2  
Lr: 16.0 . . . . . = 112



Paul Zacher - Structural Engineers  
 4701 Lakeside Way  
 Fair Oaks  
 TEL: (916) 961-3960  
 FAX: (916) 961-6552

Title :  
 Dsgnr:  
 Description :  
 Scope :

Job #  
 Date: 7:11AM, 3 AUG 00

Rev: 510304  
 User: KW-0602844, Ver 5.1.3, 22-Jun-1999, Win32  
 (c) 1983-99 ENERCALC

**Timber Beam & Joist**

c:\enercalc\test.ecw:Calculations

Description RAFTERS AND BEAMS

**Timber Member Information** Calculations are designed to 1997 NDS and 1997 UBC Requirements

		rafter	rafter	B1
Timber Section		2x4	2-2x4	6x8
Beam Width	in	1.500	3.000	5.500
Beam Depth	in	3.500	3.500	7.500
Le: Unbraced Length	ft	0.00	0.00	0.00
Timber Grade		Douglas Fir - Larch,	Douglas Fir - Larch	Douglas Fir - Larch,
Fb - Basic Allow	psi	875.0	875.0	1,350.0
Fv - Basic Allow	psi	95.0	95.0	85.0
Elastic Modulus	ksi	1,600.0	1,600.0	1,600.0
Load Duration Factor		1.250	1.250	1.250
Member Type		Sawn	Sawn	Sawn
Repetitive Status		Repetitive	Repetitive	Repetitive

**Center Span Data**

Span	ft	7.75	9.75	15.50
Dead Load	#/ft	22.20	22.20	78.00
Live Load	#/ft	32.00	32.00	112.00

**Results** Ratio = 0.8451 0.6688 0.6843

Mmax @ Center	in-k	4.88	7.73	68.47
@ X =	ft	3.87	4.87	7.75
fb: Actual	psi	1,594.5	1,261.8	1,327.9
Fb: Allowable	psi	1,886.7	1,886.7	1,940.6
		Bending OK	Bending OK	Bending OK
fv: Actual	psi	55.7	35.6	49.3
Fv: Allowable	psi	118.8	118.8	106.3
		Shear OK	Shear OK	Shear OK

**Reactions**

@ Left End	DL	lbs	86.02	108.22	604.50
	LL	lbs	124.00	156.00	868.00
	Max. DL+LL	lbs	210.02	264.22	1,472.50
@ Right End	DL	lbs	86.02	108.22	604.50
	LL	lbs	124.00	156.00	868.00
	Max. DL+LL	lbs	210.02	264.22	1,472.50

**Deflections** Ratio OK Deflection OK Deflection OK

Center DL Defl	in	-0.210	-0.263	-0.327
L/Defl Ratio		442.6	444.5	568.1
Center LL Defl	in	-0.303	-0.379	-0.470
L/Defl Ratio		307.0	308.4	395.6
Center Total Defl	in	-0.513	-0.643	-0.798
Location	ft	3.875	4.875	7.750
L/Defl Ratio		181.3	182.1	233.2