



①

**DEPARTMENT OF  
FINANCE**

ACCOUNTING DIVISION

MICHAEL H. STAMPER  
ACCOUNTING MANAGER

**CITY OF SACRAMENTO  
CALIFORNIA**

January 29, 1991  
FAD:91003:LL:lmh

CITY HALL  
ROOM 12  
915 I STREET  
SACRAMENTO, CA  
95814-2608

916-449-5676

FAX: 916-449-1236

TAX IDENTIFICATION:  
FEDERAL 94-6000410  
STATE 800-38498

Budget and Finance Committee  
Sacramento, California

Honorable Members in Session:

**SUBJECT: COMPREHENSIVE ANNUAL FINANCIAL REPORT FOR FISCAL YEAR  
ENDED JUNE 30, 1990**

**SUMMARY**

This is an informational report relating to the Comprehensive Financial Report (CAFR) for the City of Sacramento for the fiscal year ended June 30, 1990. It is hereby requested that the Budget and Finance Committee direct the transmittal of this report to the City Council.

**BACKGROUND**

The independent certified public accounting firm of Deloitte and Touche has rendered its unqualified opinion on this year's combined financial statements. This indicates that the information as reported fairly represents the financial condition of the City as of June 30, 1990.

This action is in conformance with City Charter Article IX, Section 117 which requires an annual audit of the City records. The following exhibit represents a comparison of the amended budget to actual expenditures for the operating departments in the General Fund. A brief explanation for the various budget savings and budget over run is listed on the following page. The available fund balances for the fiscal year ended June 30, 1990 will be reported during the FY91 midyear review that will be heard by Committee in February 1991. The CAFR is submitted for your review and analysis. I will be happy to answer any questions that you may have.

General Fund

Data Management ended the fiscal year with a budget savings of \$207,000. This was due in part to reimbursements for training courses provided by Data Management to other City Departments. In addition, at the Midyear Review, Council approved a restoration for equipment which is planned for FY91.

The Finance department ended the fiscal year with a favorable budget savings of \$369,000. This was largely due to the reorganization which is planned for FY91. As part of the adopted Midyear Review, Council approved the changes including the addition of 5.0 FTE, in lieu of restoring items which were originally reduced.

Personnel department ended the fiscal year with a budget savings of \$117,000. This was largely due to vacant positions and the timing in filling these positions.

The Police department over ran their budget by \$344,000. The \$344,000 represents an over run of less than 1%. The additional expenditures were a result of higher than anticipated use of overtime.

Public Works department realized a budget savings of \$1,417,000. The savings is due to the high number of vacant positions within the department. The department averaged 32 vacant positions during the year.

Planning and Development ended the fiscal year with a budget savings of \$1,666,000. The savings is due to the high number of vacant positions in the Planning and Environmental units. Also the use of outside consultants was minimized due to the slow down in development and construction. These savings were offset by lower revenues from development and construction related fees.

The Library ended the fiscal year with a budget under run of \$341,000. The savings is due mainly from employee vacancies.

	General Fund (000)		Variance Favorable (Unfavorable)	Variance %
	Amended Budget	Total		
<b>General government:</b>				
Mayor/Council	\$840	\$834	\$6	0.7%
City manager	1,535	1,483	52	3.4%
City attorney	1,669	1,637	32	1.9%
City clerk	827	824	3	0.4%
City treasurer	863	862	1	0.1%
Data management	2,919	2,712	207	7.1%
Finance	4,465	4,096	369	8.3%
Personnel	1,831	1,714	117	6.4%
Employee relations	334	326	8	2.4%
General services	8,571	8,005	566	6.6%
Total general government	<u>\$23,854</u>	<u>\$22,493</u>	<u>\$1,361</u>	<u>5.7%</u>
<b>Public safety:</b>				
Police	\$56,065	\$56,409	(\$344)	-0.6%
Fire	34,287	33,560	727	2.1%
Total public safety	<u>\$90,352</u>	<u>\$89,969</u>	<u>\$383</u>	<u>0.4%</u>
<b>Public works and development:</b>				
Public works	\$13,005	\$11,588	\$1,417	10.9%
Planning and development	10,027	8,361	1,666	16.6%
Total public works and development	<u>\$23,032</u>	<u>\$19,949</u>	<u>\$3,083</u>	<u>13.4%</u>
<b>Culture and leisure:</b>				
Library	\$5,791	\$5,450	\$341	5.9%
Parks and community services	22,150	22,064	86	0.4%
Total culture and leisure	<u>\$27,941</u>	<u>\$27,514</u>	<u>\$427</u>	<u>1.5%</u>
Total General Fund	<u>\$165,179</u>	<u>\$159,925</u>	<u>\$5,254</u>	<u>3.2%</u>

Although expenditures were less than projected, changes such as capital improvements, changes in reserves and actual revenues recognized were less than anticipated. The General Fund ended the FY90 with an available fund balance of \$2,726,000. This was approximately \$100,000 higher than projected at midyear.

Enterprise Fund

In the Enterprise Funds there are three measures to determine a funds financial position. The Retained Earnings represents accumulated earnings for the fund from inception to date. Another measure is the Available Fund Balance, which represents those resources available as a result of all current requirements, against current resources, including obligations and commitments. Net Working Capital is a measure of the current operating activities and indicates the funds ability to meet current obligations. Surplus amounts could be used for additional programs.

	Enterprise Funds (in thousands)							
	Water Fund	Sewer Fund	Solid Waste Fund	Golf Fund	Parking Fund	Community Center Fund	Storm Drainage Fund	Marina Fund
Net income for the year	\$2,107	(\$1,275)	\$1,123	(\$244)	\$616	\$2,174	\$5,169	\$60
Retained earnings at beginning of year	34,107	(71)	9,594	4,144	13,842	6,340	9,719	2,104
Equity transfers out			(3,529)					
Retained earnings at end of year	<u>\$36,214</u>	<u>(\$1,346)</u>	<u>\$7,188</u>	<u>\$3,900</u>	<u>\$14,458</u>	<u>\$8,514</u>	<u>\$14,888</u>	<u>\$2,164</u>
Available Fund Balance	\$3,436	\$373	\$2,094	\$140	\$4,088	\$1,772	\$1,784	\$224
Net Working Capital	\$4,432	\$2,184	\$2,014	\$1,801	\$4,110	\$4,182	\$11,689	\$582

MBE/WBE EFFORTS

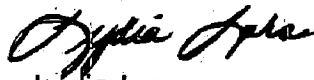
We are pleased to report that this contract was awarded to Deloitte & Touche which co-ventured with a women-owned audit firm. They performed the principal portion of the audit. It is my estimation that 5 percent was performed by the women-owned firm. We also contracted with a minority audit firm which performed the Bingo compliance audit and conducted a complete audit of the Child Development Program.

Budget and Finance Committee  
January 29, 1991  
Page 5

RECOMMENDATION

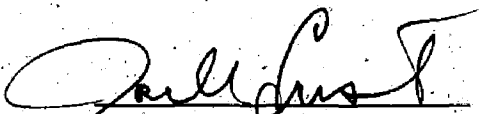
It is recommended that the Budget and Finance Committee direct staff to transmit the attached FY90 Comprehensive Annual Financial Report to the City Council for its information.

Respectfully submitted,



Lydia Lara  
Assistant Accounting Manager

FOR COMMITTEE INFORMATION:



JACK CRIST  
Deputy City Manager

Contact Person:

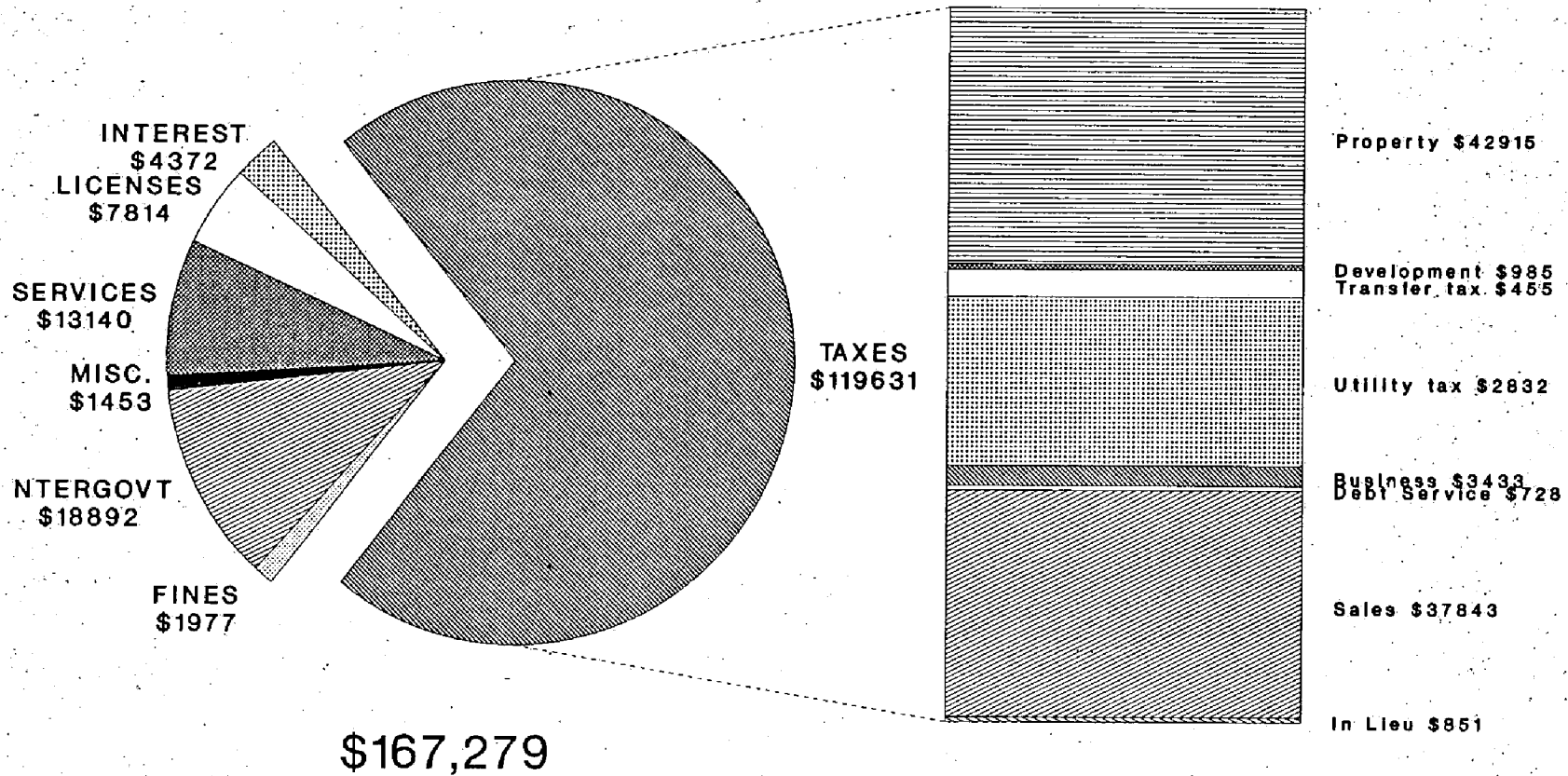
Lydia Lara  
449-5832

January 29, 1991  
All Districts

# CITY OF SACRAMENTO

## 1990 GENERAL FUND REVENUES

(\$ IN 000'S)

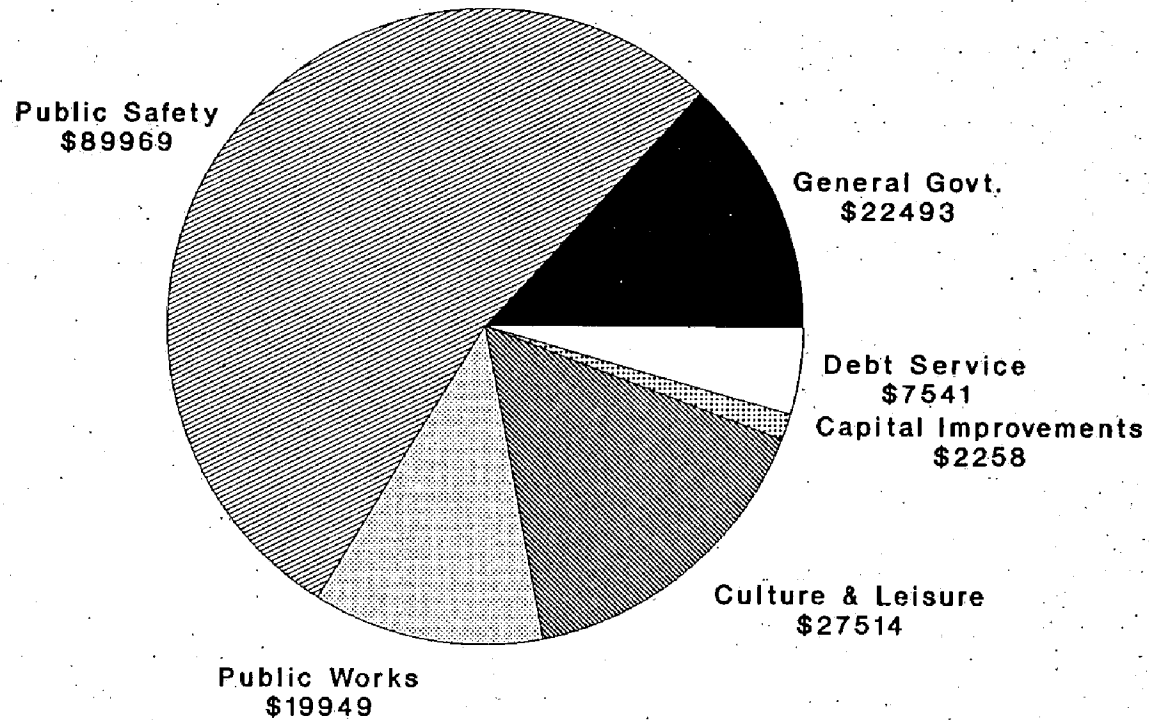


Taxes

# CITY OF SACRAMENTO


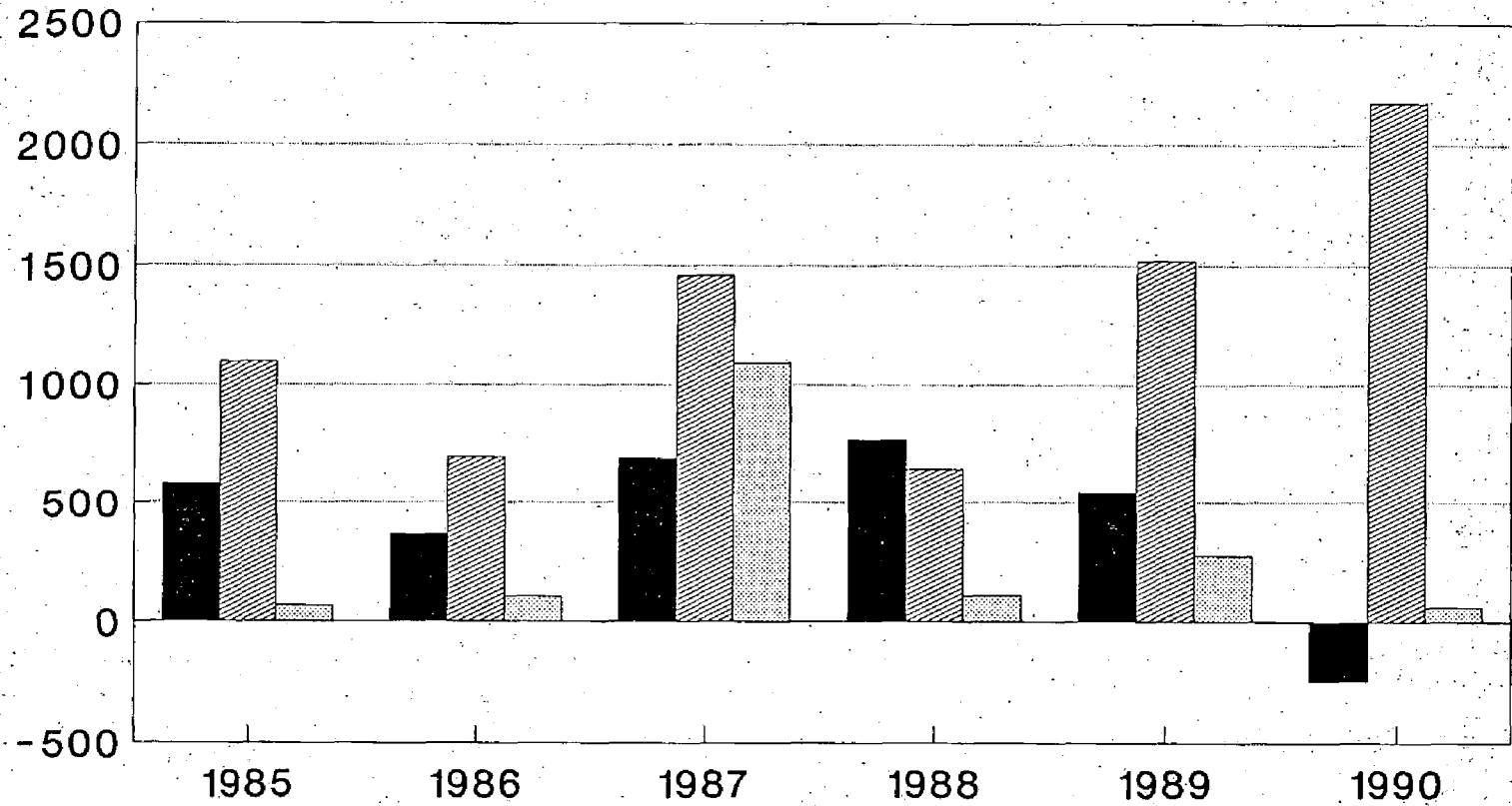
## 1990 GENERAL FUND EXPENDITURES

(\$ IN 000'S)



**\$ 169,724**

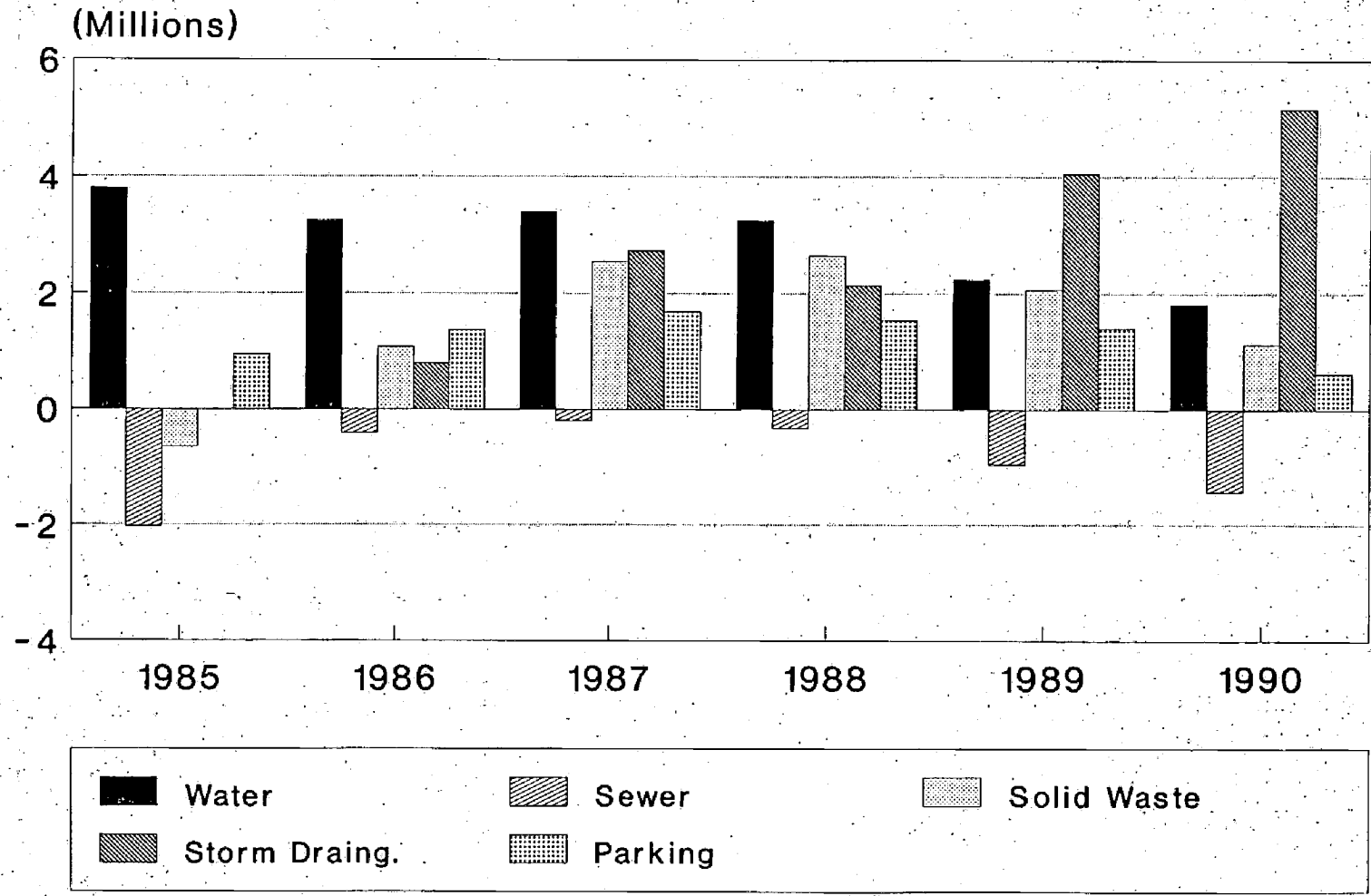
# City of Sacramento Enterprise Funds



Net Income



# City of Sacramento Enterprise Funds



Net Income