

CITY OF SACRAMENTO
1231 I Street, Sacramento, CA 95814

Permit No: 0006624
Insp Area: 2

Site Address: 6955 WATERVIEW WY SAC
Parcel No: 030-0640-002

Sub-Type: RES
Housing (Y/N): N

CONTRACTOR
ZIMMERMAN ROOFING
3675 R ST
SACRAMENTO CA 95816

OWNER
BELMONTE FRANCIS J JR/EVELYN
6955 WATERVIEW WY
SACRAMENTO CA 95831

ARCHITECT

Nature of Work: TEAR OFF & REROOF WITH PIONEER TILE

CONSTRUCTION LENDING AGENCY: I hereby affirm under penalty of perjury that there is a construction lending agency for the performance of the work for which this permit is issued (Sec. 3097, Civ. C).

Lender's Name _____ Lender's Address _____

LICENSED CONTRACTORS DECLARATION: I hereby affirm under penalty of perjury that I am licensed under provisions of Chapter 9 (commencing with section 7000) of Division 3 of the Business and Professions Code and my license is in full force and effect.

License Class C-31 License Number 557559 Date 6/15/00 Contractor Signature [Signature]

OWNER-BUILDER DECLARATION: I hereby affirm under penalty of perjury that I am exempt from the contractor's License Law for the following reason (Sec. 7031.5, Business and Professions Code: any city or county which requires a permit to construct, alter, improve, demolish, or repair any structure, prior to its issuance, also requires the applicant for such permit to file a signed statement that he or she is licensed pursuant to the provisions of the Contractors License Law (Chapter 9 (commencing with Section 7000) of Division 8 of the Business and Professions Code) or that he or she is exempt therefrom and the basis for the alleged exemption. Any violation of Section 7031.5 by any applicant for a permit subjects the applicant to a civil penalty of not more than five hundred dollars (\$500.00).

____ I, as a owner of the property, or my employees with wages as their sole compensation, will do the work, and the structure is not intended or offered for sale (Sec. 7044, Business and Professional Code: The Contractors License Law does not apply to an owner of property who builds or improves thereon, and who does such work himself or herself or through his/her own employees, provided that such improvements are not intended or offered for sale. If, however, the building or improvement is sold within one year of completion, the owner-builder will have the burden of proving that he/she did not build or improve for the purpose of sale.)

____ I, as owner of the property, am exclusively contracting with licensed contractors to construct the project (Sec. 7044, Business and Professions Code: The Contractors License Law does not apply to an owner of property who builds or improves thereon, and who contracts for such projects with a contractor(s) licensed pursuant to the Contractors License Law).

____ I am exempt under Sec. _____ B & PC for this reason: _____

Date _____ Owner Signature _____

IN ISSUING THIS BUILDING PERMIT, the applicant represents, and the city relies on the representation of the applicant, that the applicant verified all measurements and locations shown on the application or accompanying drawings and that the improvement to be constructed does not violate any law or private agreement relating to permissible or prohibited locations for such improvements. This building permit does not authorize any illegal location of any improvement or the violation of any private agreement relating to location of improvements.

I certify that I have read this application and state that all information is correct. I agree to comply with all city and county ordinances and state laws relating to building construction and hereby authorize representative(s) of this city to enter upon the abovementioned property for inspection purposes.

Date 6/15/00 Applicant/Agent Signature [Signature]

WORKER'S COMPENSATION DECLARATION: I hereby affirm under penalty of perjury one of the following declarations:

____ I have and will maintain a certificate of consent to self-insure for workers' compensation as provided for by Section 3700 of the Labor Code, for the performance of work for which the permit is issued.

I have and will maintain workers' compensation insurance, as required by Section 3700 of the Labor Code, for the performance of the work for which this permit is issued. My workers' compensation insurance carrier and policy number are:

Carrier STATE COMP INS FUND Policy Number 713-99-2021 Exp Date 10/01/2000

____ (This section need not be completed if the permit is for \$100 or less) I certify that in the performance of the work for which this permit is issued, I shall not employ any person in any manner so as to become subject to the workers' compensation laws of California and agree that if I should become subject to the workers' compensation provisions of Section 3700 of the Labor Code, I shall forthwith comply with those provisions.

Date 6/15/00 Applicant Signature [Signature]

WARNING. FAILURE TO SECURE WORKER'S COMPENSATION COVERAGE IS UNLAWFUL AND SHALL SUBJECT AN EMPLOYER TO CRIMINAL PENALTIES AND CIVIL FINES UP TO ONE HUNDRED THOUSAND DOLLARS (\$100,000) IN ADDITION TO THE COST OF COMPENSATION, DAMAGES AS PROVIDED FOR IN SECTION 3706 OF THE LABOR CODE, INTEREST AND ATTORNEY'S FEE.

THIS PERMIT SHALL EXPIRE BY LIMITATION IF WORK IS NOT COMMENCED WITHIN 180 DAYS.

INSPECTION REQUEST

ADDRESS

6955 Webster Street

AREA <i>2K</i>	INSPECTION DATE <i>6-20-02</i>	REQUEST DATE <i>6-19</i>	REQUEST TIME <i>147 PM</i>
<input type="checkbox"/> MON.	<input checked="" type="checkbox"/> TUES.	<input type="checkbox"/> WED.	<input type="checkbox"/> THURS.
OWNER OR CONTRACTOR <i>Finmenman 4543663</i>		PERMIT NO. <i>0206024</i>	

BUILDING

MECHANICAL

PLUMBING

ELECTRICAL

- | | | | |
|---|--|---|---|
| B10 <input type="checkbox"/> FORM | M30 <input type="checkbox"/> UNDR FLR/SLAB | P40 <input type="checkbox"/> UNDR FLR/SLAB | E60 <input type="checkbox"/> UFER (COMM.) |
| B11 <input type="checkbox"/> UFER (RES) | M31 <input type="checkbox"/> TOP/ROUGH | P41 <input type="checkbox"/> TOP/ROUGH | E61 <input type="checkbox"/> CONDUIT/UNDERGRD. |
| B12 <input type="checkbox"/> SLAB | M32 <input type="checkbox"/> CONDENSATE | P42 <input type="checkbox"/> WATER SERVICE | E62 <input type="checkbox"/> CONDUIT/SLAB |
| B13 <input type="checkbox"/> JOIST/GIRDER | M33 <input type="checkbox"/> GAS TEST | P43 <input type="checkbox"/> SEWER SERVICE | E63 <input type="checkbox"/> ROUGH ELECT. |
| B14 <input type="checkbox"/> INS. WALL | M34 <input type="checkbox"/> _____ | P44 <input type="checkbox"/> STORM DRAIN | E64 <input type="checkbox"/> ROUGH (WALLS ONLY) |
| B15 <input type="checkbox"/> INS. FLOOR | M35 <input type="checkbox"/> _____ | P45 <input type="checkbox"/> IRR. SVC. PIPING | E65 <input type="checkbox"/> ROUGH (CEIL. ONLY) |
| B16 <input checked="" type="checkbox"/> ROOF | | P46 <input type="checkbox"/> FIRE SPR. SYS. | E66 <input type="checkbox"/> SERVICE UNDGR. CONDUIT |
| B17 <input type="checkbox"/> ROOF PLYNAIL | | P47 <input type="checkbox"/> GAS TEST | E67 <input type="checkbox"/> TEMP POWER |
| B18 <input type="checkbox"/> EXT. LATH/SIDE | | P48 <input type="checkbox"/> TEMP GAS | E68 <input type="checkbox"/> _____ |
| B19 <input type="checkbox"/> FRAME | | P49 <input type="checkbox"/> _____ | E69 <input type="checkbox"/> _____ |
| B20 <input type="checkbox"/> FRAME(WALLS ONLY) | | | |
| B21 <input type="checkbox"/> FRAME CEIL (T-BAR) | | | |
| B22 <input type="checkbox"/> SHTRCK NAIL | | | |
| B23 <input type="checkbox"/> B.B. | | | |
| B24 <input type="checkbox"/> TILTUP | | | |
| B25 <input type="checkbox"/> FIRE SPR. LOC | | | |
| B26 <input type="checkbox"/> SHEAR NAIL | | | |
| B29 <input type="checkbox"/> FINAL | M39 <input type="checkbox"/> FINAL | P59 <input type="checkbox"/> FINAL | E79 <input type="checkbox"/> FINAL |

PP
AM

CLERK _____



DEPARTMENT OF
PLANNING AND DEVELOPMENT

CITY OF SACRAMENTO
CALIFORNIA

1231 I STREET
ROOM 200
SACRAMENTO, CA
95814-2998

Belmonte
6955 Waterview Way
Sacramento, CA 95831

Permit Services
916-264-7019
FAX 916-264-7096

TILE ROOF WORKSHEET

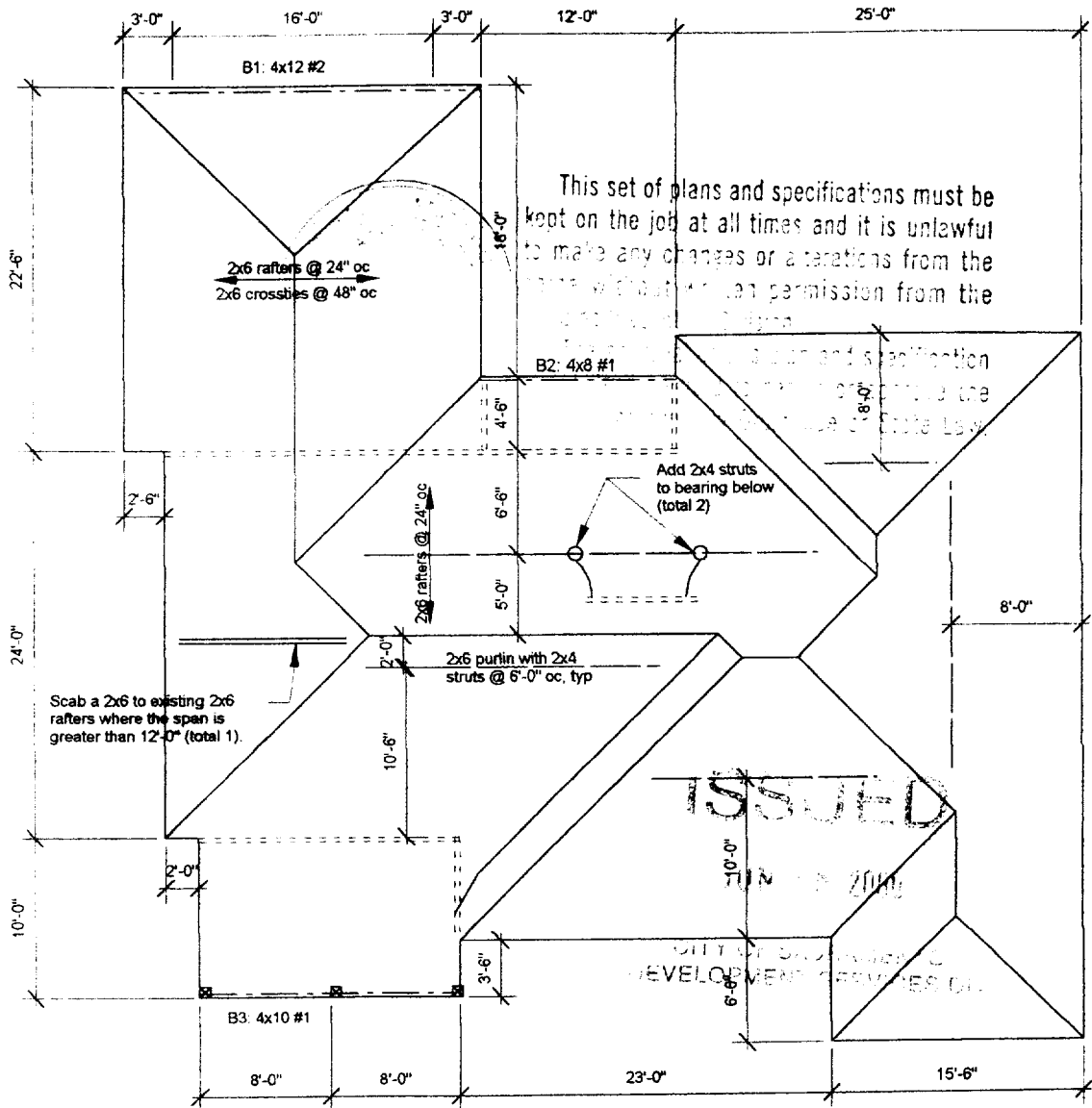
This worksheet must be filled out whenever any type of tile roof is applied for.

If the answer to question #5 is yes, a written engineering report from a registered engineer must be provided with each application.


1 BRAND AND MODEL OF TILE Pioneer Lite weight
2 TILE WEIGHT PER SQUARE 730 lbs
3 WEIGHT OF ROOF SYSTEM PER SQUARE 180 lbs
4 TOTAL WEIGHT OF ROOF SYSTEM 910 lbs
5 DOES TOTAL WEIGHT OF ROOF SYSTEM EXCEED 750# PER SQUARE? YES NO
6 ROOF SLOPE 4/12

PLEASE PROVIDE A SEPARATE WORKSHEET FOR EACH APPLICATION INVOLVING A TILE ROOF

All attached engin. report



This set of plans and specifications must be kept on the job at all times and it is unlawful to make any changes or alterations from the same without the written permission from the Designer.



Notes:

1. This is a reroof project. The new roofing material shall be a Light Weight Concrete Tile. The tile shall weigh less than or equal to 7.0 psf.
2. All rafters are 2x6 DF#2 and hips and valleys are 2x8 DF#2 unless otherwise noted.
3. All existing rafter, hips, valleys, rafter ties, and purlins are braced per UBC Section 2320.12 "Roof and Ceiling Framing" unless otherwise shown.
4. All structural wood members that were observed appear to be in sound condition and without structural defect.

1

ROOF PLAN - BELMONTE

Not to Scale

6

Handwritten signature/initials

belmonte

Paul Zacher – Structural Engineers
4701 Lakeside Way
Fair Oaks, CA 95628

TEL: 916.961.3960
FAX: 916.961.6552

April 27, 2000

Zimmerman Roofing
3675 R Street
Sacramento, CA 95816
TEL: 916.454.3667
FAX: 916.455.3784

Attn.: Mr. Jeff Tucker,

re: Job 2000_159: BELMONTE

Subject: Structural Investigation Report of the Roof for the Residence located at 6955 Waterview Way, Sacramento, CA 95831.



As requested by Mr. Jeff Tucker, this is a report to determine what needs should be addressed to correct any structural deficiencies of the roof. Paul Zacher visited the site April 11, 2000. The investigation was made to determine the existing condition of the structure. All information, data and analysis contained within this report are based on the 1997 Uniform Building Code.

The following is based on visual observations with no subsurface investigation being made.

DESCRIPTION:

Type of Facility: Residence.
Year Built: Estimated 1970's vintage.
Occupancy: Residential.
No. of Stories: One.
Dimensions: Approximately 2000 square feet with a first story plate height of 8 feet.

CONSTRUCTION:

Roof:


The roof covering will consist of a Light Weight Concrete Tile over 1/2" solid sheathing. The living area is conventionally framed with 2x6 rafters spaced at 24" on center with 2x6 purlins supported at no more than 6'-0" on center by 2x4 struts bearing on walls below. The garage area is framed with 2x6 rafters spaced at 24" on center and 2x6 cross ties spaced at 4'-0" on center.

CONCLUSIONS:

Roof:

The living area lacks sufficient structural capacity for the applied live and dead loads. The garage has sufficient structural capacity for the applied live and dead loads.

belmonte



Paul Zacher – Structural Engineers
4701 Lakeside Way
Fair Oaks, CA 95628

TEL: 916.961.3960
FAX: 916.961.6552

RECOMMENDATIONS:

If any of the following recommendations do not correspond to actual field conditions, the engineer of record shall be notified for further investigation and evaluation before continuing work.

Living Area:

1. Scab a 2x6 rafter to the existing 2x6 rafters with 16d's @ 12" on center where the span is greater than 12'-0". See detail 1.
2. Provide additional 2x4 struts from the existing purlin to the bearing walls below. The maximum spacing between the new and existing struts shall not exceed 6'-0" on center. The unbraced length of the struts shall not exceed 8'-0" and the minimum slope of the struts shall not be less than 45 degrees from the horizontal. See detail 1.

It shall be noted that small hairline cracking may occur at exterior stucco and interior gypboard finished walls that are load bearing or distributing roof strut loads. These cracks are a natural occurrence as the existing structure re-distributes the new roof weight. They are cosmetic in nature and are not an indication of a structural hazard or failure.

It shall be noted that some deflection of the rafters may be evident after installation of the tile. The existing roof framing has deflected but this may not be readily evident due to the uneven nature of the existing roofing material. Concrete tile is a very consistent and uniform product and when installed in an even plane, even small deflections can become apparent. This is only a cosmetic issue and not a structural concern.

The inspection consisted of visual observation only, made solely to determine the structural capacity of the existing roof. Analysis does not determine any effects on the overall structure under lateral forces or effects on the foundation unless specifically noted in the calculations and in this document. No warranties, expressed or implied, are made or intended in conjunction with this report. The inspection was made only to the portions that were accessible. The specific items noted were those that were observable and there may be defects that are not observable, or are hidden by architectural and structural materials.

If you have any questions on the above, do not hesitate to call.

Sincerely,



Paul Zacher, P.E., S.E.

file