



12.2C


Department of Utilities  
Business Services Division

CITY OF SACRAMENTO  
CALIFORNIA

1395 35<sup>th</sup> Avenue  
Sacramento, CA 95822-2911  
phone (916) 264-1400  
fax (916) 264-1497/1498

May 13, 2003

City Council  
Sacramento, California



Honorable Members in Session:

**SUBJECT:** FY2003-2004 PROPOSED SEWER FUND OPERATING AND CAPITAL IMPROVEMENT PROGRAM BUDGETS AND SEWER SERVICE RATE ADJUSTMENTS FY04 AND FY05

**LOCATION AND COUNCIL DISTRICT:** Citywide

#### RECOMMENDATION

It is recommended that the City Council approve an intent motion approving the FY 2003-2004 Proposed Sewer Operation and Capital Improvement Program budgets and adopt the attached resolution to amend the Fee and Charge Report to reflect a 6% increase in sewer collection service rates to be effective July 1, 2003, and a 6% increase in sewer collection service rates to be effective July 1, 2004.

**CONTACT PERSONS:** Michael Stamper, Business Services Manager, 264-1468

**FOR COUNCIL MEETING OF:** June 3, 2003

#### SUMMARY

This report presents information on the FY 2003-2004 proposed Sewer Fund Operating and Capital Improvement Program Budgets and recommends that the City Council approve amendments to the Fee and Charge Report which reflect a 6% increase in sewer collection service rates in FY04 and in FY05. Notice of the proposed rate changes was sent to property owners in accordance with the provisions of Proposition 218.

**COMMITTEE/COMMISSION ACTION:** None.



CITY OF SACRAMENTO  
DEPARTMENT  
OF UTILITIES

*Making a Difference in Your Neighborhood*

FY2003-04 PROPOSED SEWER FUND BUDGET AND SERVICE RATE ADJUSTMENTS

**BACKGROUND INFORMATION**

The Sewer Fund is a self-supporting enterprise fund that supports sanitary sewer operations and maintenance, the sewer collection system, wastewater pumping to the Regional Sanitation District treatment plant, engineering services, customer service and a significant capital improvement program. Revenues in this fund are derived primarily from sewer service charges.

The financial condition of the Sewer Fund is heavily affected by the fact that the system is contained within fixed boundaries. Therefore, there is little room for growth in the revenue base. Coupled with the containment problem is the age and condition of the system. Much of the system was built before the end of World War II; some of it is over a century old. The result is that existing customers must bear increasing maintenance costs.

**Goals for the Sewer Utility:**

- Protect community health
- Provide a safe, reliable and environmentally sensitive sanitary sewer system
- Ensure uninterrupted service through attention to daily operations and maintenance
- Continue to implement a balanced approach to capital maintenance and improvement between system-wide projects and area specific projects
- Comply with regulatory authority
- Keep utility rate increases to a minimum while meeting the City's long and short-term infrastructure needs

**Major issues include:**

- Rehabilitating the central City's combined sewer and storm drainage system (CSS) at the least possible cost to ratepayers
- Continuing rehabilitation of the City's separated sewer service area
- Resolving revenue issues due to the lack of growth in new services and the increasing cost for repair, reconstruction, and replacement of the aging system that causes continual upward pressure on rates. Options could include increasing rates, financing more debt, expanding the rate base by annexing CSD-1, transferring current service areas to CSD-1, or some combination thereof. The Department of Utilities has negotiated agreements with other agencies for financial assistance with the CSS rehabilitation, been awarded grants from federal agencies, and received five low-interest loans from the State Revolving Fund.
- Meeting increasingly stringent state and federal regulations
- Maintaining prudent reserves

City Council  
June 3, 2003

## FY2003-04 PROPOSED SEWER FUND BUDGET AND SERVICE RATE ADJUSTMENTS

### **Public Notification**

Articles XIII C and D of the California Constitution (Proposition 218) establish various procedures for the approval of local taxes, assessments, and property-related service fees. For the imposition or increase of water, sewer and refuse collection service fees that are "property-related fees" within the meaning of Proposition 218, Proposition 218 requires that a notice describing the proposed fee or fee increase and establishing a public hearing on the proposed fee or fee increase be mailed to the record owner of each parcel subject to the proposed fee or fee increase. At the public hearing held not less than 45 days after the notice is mailed, Proposition 218 requires the agency to consider all protests filed against the proposed fee or fee increase, and prohibits the agency from approving the proposed fee or fee increase if written protests against the proposed fee or fee increase are presented by a majority of the owners of the affected parcels.

Pursuant to Proposition 218 and City Code Chapter 3.44, on April 18, 2003, the City mailed notice of the proposed increases to all owners of property subject to the fees. The following summarizes the notification process:

Total Notices Mailed	119,811
Notices Returned as Undeliverable; unable to re-mail	1,376
Written Protests Received (as of date of report)	133

Any additional information received prior to the public hearing, including the total number of written protests that have been received by the City Clerk, will be presented to the City Council in a verbal report on June 3, 2003. All protests received are on file and available for review in the Office of the City Clerk.

### **FINANCIAL CONSIDERATIONS**

#### **FY 2004 Proposed Operations Budget**

The Department of Utilities Sewer-funded operation has a current authorized workforce of 82.3 FTE and an operating budget of \$10.3 million. The Department proposes budget increases of \$343,000 for costs of salaries, services, and supplies in field operations.

#### **FY 2004 Proposed Capital Improvement Program Budget**

The total appropriation recommended for the FY 2004 Sewer Fund Capital Improvement Program is \$4 million and conforms to the directive of the City Council that at least 50% of funding be directed to projects outside the combined system: \$2.2 million is allocated outside the combined system and \$1.8 million is allocated within the combined system.

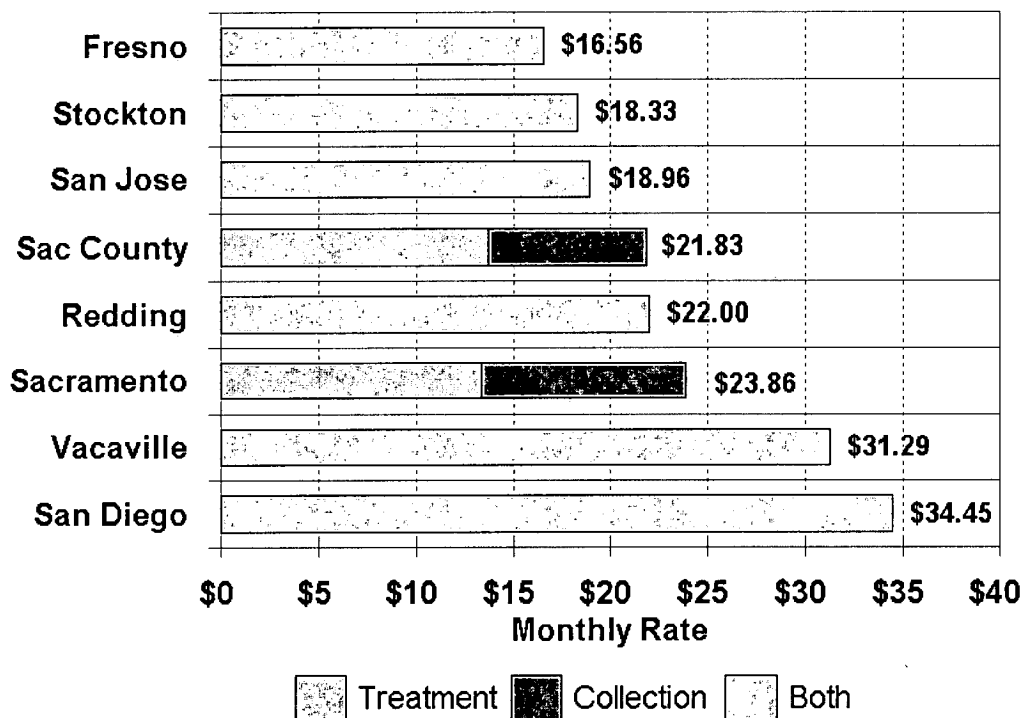
**FY2003-04 PROPOSED SEWER FUND BUDGET AND SERVICE RATE ADJUSTMENTS**

**FY 2004 / FY2005 Proposed Rates**

The Department of Utilities proposes that sewer collection service rates be increased by 6% in FY 2004 to provide funding for major rehabilitation of the aging sewer system facilities, continued implementation of the Combined System Improvement Plan as required by the State of California, and increased costs of field operations, maintenance, and debt service. The Department of Utilities also proposes that sewer collection service rates be increased by 6% in FY 2005 to provide funding for increased costs of field operations, maintenance, and debt service and the increasing costs for repair, reconstruction, and replacement of the aging system.

The City's current monthly charge for a typical single-family household (6-7 room residence) is \$9.87. The proposed monthly rate in FY04 is \$10.46, an increase of 59 cents per month, or \$7.08 a year. The proposed increase in sewer rates (Attachment A) is expected to generate \$795,000 in additional revenue to the Sewer Fund. The proposed monthly rate in FY05 is \$11.09, an increase of 63 cents per month, or \$7.56 a year. The proposed increase in sewer rates (Attachment A) is expected to generate \$843,000 in additional revenue to the Sewer Fund. The effects of these rate increases on the monthly utility bill of the typical residential user is displayed in Attachments B-1 through B-3. The following bar chart places the City's proposed sewer service fee in perspective with those of other neighboring or comparable sized service providers:

**Typical Residential Charges**



City Council  
 June 3, 2003

**FY2003-04 PROPOSED SEWER FUND BUDGET AND SERVICE RATE ADJUSTMENTS**

**Five Year Forecast**

The following table provides the revenue and expenditure projections for the Sewer Fund for the next five years.

**SEWER FUND  
 REVENUE AND EXPENDITURE FORECAST  
 (\$ IN 000)**

<b>FIVE YEAR PROJECTION:</b>	<b>FY 2004</b>	<b>FY 2005</b>	<b>FY 2006</b>	<b>FY 2007</b>	<b>FY 2008</b>
Projected Rate Increase	6%	6%	6%	6%	6%
<b>BEGINNING FUND BALANCE</b>	<b>3,813</b>	<b>3,719</b>	<b>3,987</b>	<b>4,523</b>	<b>5,599</b>
<b>REVENUES</b>					
User Fees	14,051	14,894	15,788	16,735	17,740
Interest	400	400	400	400	400
Other	1,247	1,245	1,243	1,240	1,238
<b>Total Revenues</b>	<b>15,698</b>	<b>16,539</b>	<b>17,431</b>	<b>18,375</b>	<b>19,378</b>
<b>EXPENDITURES</b>					
Operating	11,061	11,435	11,823	12,227	12,647
Debt Service	862	862	1,097	1,097	1,097
CIP (financed)	0	1,700	1,700	0	0
CIP (pay-as-you-go)	4,000	4,000	4,000	4,000	4,000
<b>Total Expenditures</b>	<b>15,817</b>	<b>17,997</b>	<b>18,620</b>	<b>17,324</b>	<b>18,744</b>
<b>OTHER SOURCES</b>	<b>25</b>	<b>1,725</b>	<b>1,725</b>	<b>25</b>	<b>25</b>
<b>ENDING FUND BALANCE</b>	<b>3,719</b>	<b>3,987</b>	<b>4,523</b>	<b>5,599</b>	<b>6,258</b>

**ENVIRONMENTAL CONSIDERATIONS**

The proposed sewer service fee adjustments are exempt from the California Environmental Quality Act (CEQA) pursuant to Section 21080(b)(8) of the Public Resources Code.

City Council  
June 3, 2003

FY2003-04 PROPOSED SEWER FUND BUDGET AND SERVICE RATE ADJUSTMENTS

**POLICY CONSIDERATIONS**


Sacramento City Code, Section 13.08 allows the City Council to establish sewer rates by resolution. In order to maintain a consistent level of service and prudent reserve, rate increases will likely be required in future years.

Respectfully submitted,



\_\_\_\_\_  
Gary A. Reents  
Director of Utilities

RECOMMENDATION APPROVED:



\_\_\_\_\_  
Robert P. Thomas  
City Manager


APPROVED:



\_\_\_\_\_  
Thomas V. Lee  
Deputy City Manager

TABLE OF CONTENTS:

1)	Resolution Adopting Findings and Amending Fee and Charge Report to Establish Sewer Service Fees, with Exhibit A	Pp. 7 - 12
2)	Attachment A - Sewer Service, Connection, and Development Fees Current and FY04 Proposed and FY05 Proposed	Pp. 13 - 16
3)	Attachment B-1 - City Utility Bill, Current FY03	Pg. 17
4)	Attachment B-2 - City Utility Bill, Proposed FY04	Pg. 18
5)	Attachment B-3 - City Utility Bill, Proposed FY05	Pg. 19



**RESOLUTION NO. 2003-345**

ADOPTED BY THE SACRAMENTO CITY COUNCIL

ON DATE OF \_\_\_\_\_

**RESOLUTION ADOPTING FINDINGS AND AMENDING THE CITY OF SACRAMENTO FEE AND CHARGE REPORT TO ESTABLISH SEWER SERVICE FEES**

**BE IT RESOLVED BY THE SACRAMENTO CITY COUNCIL:**

WHEREAS, Articles XIII C and D of the California Constitution (Proposition 218) establish various procedures for the approval of local taxes, assessments and property-related service fees; and

WHEREAS, for the imposition or increase of water, sewer and refuse collection service fees that are "property-related fees" within the meaning of Proposition 218, Proposition 218 requires that a notice describing the proposed fee or fee increase and establishing a date, time and location of a public hearing on the proposed fee or fee increase, be mailed to the record owner of each parcel subject to the proposed fee or fee increase; and

WHEREAS, at such hearing (held not less than 45 days after the notice is mailed), Proposition 218 requires the agency proposing such fee or fee increase to consider all protests filed against the proposed fee or fee increase, and prohibits the agency from approving the proposed fee or fee increase if written protests against the proposed fee or fee increase are presented by a majority of the owners of the affected parcels; and

WHEREAS, on April 18, 2003, the City mailed a notice to all owners of property subject to the City's water, sewer and refuse collection service fees, which notice: (i) described proposed increases in these fees for all parcels; (ii) provided the date, time and location of the public hearing when these proposed fee increases and proposed new fee would be considered for adoption by the City Council; and (iii) notified such owners of their right to file a written protest against the proposed fee increases and proposed new fee with the City Clerk at or before the time set for public hearing; and

WHEREAS, the City Council has held such public hearing, and has considered all protests against the proposed fee increases and proposed new fee as well as all testimony and other information presented by City staff and members of the public.

**FOR CITY CLERK USE ONLY**

RESOLUTION NO. \_\_\_\_\_

DATE ADOPTED: \_\_\_\_\_

**NOW, THEREFORE, BE IT RESOLVED BY THE SACRAMENTO CITY COUNCIL:**

1. Based on the testimony and other information presented to it, the City Council hereby finds that as of the date and time of the public hearing on this matter, the number of written protests received by the City Clerk against the proposed two year, six percent (6 %) increase in the City's sewer service fees is less than a majority of the record owners of the parcels that will be subject to the proposed increased sewer service fees.
- 2 That, pursuant to Sections 13.08.150, 13.08.160, 13.08.240, and 13.08.270 of the Sacramento City Code, the City of Sacramento Fee and Charge Report is hereby amended to include the sewer service fees and charges attached hereto as Exhibit A.
3. That based on the information presented to it and upon all information in the public record, and in compliance with Public Resources Code Section 21080(b)(8), the City Council finds that the increased sewer service fees are for the purpose of:
  - a. Providing funds to meet operating expenses.
  - b. Permitting the generation of necessary cash flow to finance maintenance of the sewer system and meeting financial reserves requirements.
  - c. Permitting the purchase of necessary equipment for the system.
  - d. Being a source of funds for capital projects necessary to maintain the system.

\_\_\_\_\_  
MAYOR

ATTEST:

\_\_\_\_\_  
CITY CLERK

---

**FOR CITY CLERK USE ONLY**

RESOLUTION NO. \_\_\_\_\_

DATE ADOPTED: \_\_\_\_\_



**EXHIBIT A**

The Fee and Charge Report of the City of Sacramento is amended to include the following sewer service, connection, and development fees and charges effective on July 1, 2003, and July 1, 2004, respectively.

		<u>Rate</u>	<u>July 1, 2003</u>	<u>July 1, 2004</u>
		<u>Code</u>	<u>Rate</u>	<u>Rate</u>
<b>I. SEWER SERVICE RATES - RESIDENTIAL</b>				
Single-family residence:	1-3 rooms	200	6.86	7.27
	4-5 rooms	200	8.69	9.21
	6-7 rooms	200	10.46	11.09
	8-9 rooms	200	12.09	12.82
	10-15 rooms	200	13.88	14.71
	over 15, each additional room	200	0.95	1.01
Multiple-family residence:	Each dwelling unit charged the same as a single-family residence			
<b>II. SEWER SERVICE RATES - MONTHLY COMMERCIAL</b>				
Bakery, each 1,000 sq.ft. of gross floor area or fraction thereof		230	15.14	16.05
Barber Shop or Beauty Parlor, each 1,000 sq.ft. of gross floor area or fraction thereof		231	8.11	8.60
Bowling Alley, each 1,000 sq.ft. of gross floor area or fraction thereof		232	7.09	7.52
Dining Facilities (including restaurant, cafeteria, cafe, bar) each 1,000 sq.ft. of gross floor area or fraction thereof		233	16.25	17.23
Drug Store, each 1,000 sq.ft. of gross floor area or fraction thereof		234	5.32	5.64
Furniture Store, each 1,000 sq.ft. of gross floor area or fraction thereof		235	1.75	1.86
Garage, each 1,000 sq.ft. of gross floor area or fraction thereof		236	1.43	1.52
Halls (including lodge or auditorium), each 1,000 sq.ft. of gross floor area or fraction thereof		237	4.71	4.99
Hotel, per sleeping room		238	1.61	1.71
Laundry (where laundry is performed on premises), each 1,000 sq.ft. of gross floor area or fraction thereof		239	31.49	33.38
Market, each 1,000 sq.ft. of gross floor area or fraction thereof		240	6.79	7.20
Mortuary, each 1,000 sq.ft. of gross floor area or fraction thereof		241	4.47	4.74

---

**FOR CITY CLERK USE ONLY**

RESOLUTION NO.: \_\_\_\_\_

DATE ADOPTED: \_\_\_\_\_

	<u>Rate Code</u>	<u>July 1, 2003 Rate</u>	<u>July 1, 2004 Rate</u>
<b>II. SEWER SERVICE RATES - MONTHLY COMMERCIAL (cont'd)</b>			
Motel, per sleeping room or fraction thereof	238	1.61	1.71
Office Building, each 1,000 sq.ft. of gross floor area or fraction thereof	242	5.50	5.83
Religious Worship (premises), each 1,000 sq.ft. of gross floor area or fraction thereof	243	2.43	2.58
Rest or Convalescent Home, per sleeping room or fraction thereof	244	2.59	2.75
School, each 100 pupils or fraction thereof	245	14.37	15.23
Service Station and Used Car Lot (no wash racks):			
Water tap size to City main:			
3/4"	246	8.55	9.06
1"	247	11.13	11.80
1 1/2"	248	18.30	19.40
2"	249	31.49	33.38
Store, each 1,000 sq.ft. of gross floor area or fraction thereof	250	5.64	5.98
Theater, each 1,000 sq.ft. of gross floor area or fraction thereof	251	6.70	7.10
Warehouse, each 1,000 sq.ft. of gross floor area or fraction thereof	252	1.31	1.39
Minimum rate, not less than:		8.49	9.00
<b>III. SPECIAL SEWER RATES - MONTHLY</b>			
<b>Air Conditioning Systems</b>			
For systems on flat-rate service, each month during air conditioning season, per ton of system capacity:			
With water conservation device:	272	13.55	14.36
With water conservation device:	271	1.31	1.39
Evaporative coolers (commercial establishments), for each month during air conditioning season, unit capacity - per 1,000 cfm, without recirculation	274	1.81	1.92
With water conservation device, with recirculation:	273	0.53	0.56
Refrigeration systems, for systems on flat-rate service, per compressor horsepower:			
With water conservation device:	276	13.55	14.36
With water conservation device:	275	1.31	1.39
Dining Facility, each 1,000 sq.ft. or fraction thereof	279	10.52	11.15
Gymnasium, each shower head	280	4.84	5.13

---

**FOR CITY CLERK USE ONLY**

RESOLUTION NO.: \_\_\_\_\_

DATE ADOPTED: \_\_\_\_\_

	<u>Rate</u>	July 1, 2003	July 1, 2004
	<u>Code</u>	<u>Rate</u>	<u>Rate</u>
<b>III. SPECIAL SEWER RATES - MONTHLY (cont'd)</b>			
Hydraulically operated elevator	282	41.72	44.22
With water conservation device	281	7.29	7.73
Swimming Pool, non-commercial, per pool capacity			
Under 300 cu.ft. (fill & draw)		0.00	0.00
Over 300 cu.ft. (fill & draw), each 100 cu.ft. contents	278	1.75	1.86
Under 300 cu.ft. (filtered)		0.00	0.00
Over 300 cu.ft. (filtered), each 100 cu.ft. contents	277	0.45	0.48
IV. MONTHLY METERED SEWER USE, PER 100 CU.FT.		0.4286	0.4543

Water Meter Size	Quantity of Sewage Allowed Without Additional Payment			
5/8" x 3/4"	1200 cu.ft., 9000 gal.	260	5.14	5.45
3/4"	1700 cu.ft., 13000 gal.	261	7.29	7.72
1"	2100 cu.ft., 16000 gal.	262	9.00	9.54
1 1/2"	3700 cu.ft., 28000 gal.	263	15.86	16.81
2"	6200 cu.ft., 46000 gal.	264	26.57	28.17
3"	12500 cu.ft., 94000 gal.	265	53.58	56.79
4"	21800 cu.ft., 163000 gal.	266	93.43	99.04
6"	50000 cu.ft., 374000 gal.	267	214.30	227.15
8"	106200 cu.ft., 794000 gal.	268	455.17	482.47
10"	168700 cu.ft., 1262000 gal.	269	723.05	766.40
12"	262500 cu. ft., 1964000 gal.	270	1,125.08	1,192.54

V. SERVICE CONNECTION TO CITY SEWER SYSTEM

Sewer service installation (total charge to be based on unit cost times one-half the width of the street)

<u>Nom. Dia.</u>	<u>Streets &amp; Alleys</u>	<u>Easements</u>
4"	96.05 /ft.	401.74
Larger	5.19 /2" dia. increase	32.46 /2" dia. increase

Easements

City connects first pipe: Rate schedule determined by City Manager based on average cost during a reasonable past period of time. (Code Sec. 36.601, Ordinance 3454/4178)

Connection into manhole or trunk: Rate schedule determined by City Manager based on average cost during a reasonable past period of time. (Code Sec. 36.601, Ordinance 3454/4178)

---

**FOR CITY CLERK USE ONLY**

RESOLUTION NO.: \_\_\_\_\_

DATE ADOPTED: \_\_\_\_\_

City labor and materials: Average cost recovery

Reconnect following disconnection: Full cost recovery. (Code Sec. 36.703, Ordinance 3353)

Trunk connections in district parcels--North Bannan Street District only (Code Sec. 36.903, Ordinance 3711):

<u>Parcel Number</u>	<u>Forced Main Fee</u>	<u>Outfall Fee</u>	<u>Area Fee</u>
1	1,167.95	327.24	1,923.65
2	203.19	56.96	608.22
3	203.19	56.96	608.22
4	203.19	56.96	608.22
5	203.19	56.96	608.22
6	203.19	56.96	608.22
7	203.19	56.96	608.22
8	203.19	56.96	608.22

VI. SEWER SYSTEM DEVELOPMENT FEES

Size of connection:	4"	124.00
	6"	278.00
	8"	494.00
	10"	772.00
	12"	1,112.00

If the existing service is replaced by one of a larger size at the owner's request, the fee shall be equal to the difference between the fee for the original service size and that for the replacement service size in the schedule above.

---

**FOR CITY CLERK USE ONLY**

RESOLUTION NO.: \_\_\_\_\_

DATE ADOPTED: \_\_\_\_\_

17

## ATTACHMENT A

The Fee and Charge Report of the City of Sacramento is amended to include the following sewer service, connection, and development fees and charges effective on July 1, 2003, and July 1, 2004, respectively.

		FY03 Current <u>Rate</u> <u>Code</u>	Proposed July 1, 2003 <u>Rate</u>	Proposed July 1, 2004 <u>Rate</u>
<b>I. SEWER SERVICE RATES - RESIDENTIAL</b>				
Single-family residence:	1-3 rooms	200	<del>6.47</del>	6.86
	4-5 rooms	200	<del>8.20</del>	8.69
	6-7 rooms	200	<del>9.87</del>	10.46
	8-9 rooms	200	11.41	12.09
	10-15 rooms	200	<del>13.09</del>	13.88
	over 15, each additional room	200	<del>0.90</del>	0.95
Multiple-family residence:	Each dwelling unit charged the same as a single-family residence			
<b>II. SEWER SERVICE RATES - MONTHLY COMMERCIAL</b>				
Bakery, each 1,000 sq.ft. of gross floor area or fraction thereof		230	<del>14.28</del>	15.14
Barber Shop or Beauty Parlor, each 1,000 sq.ft. of gross floor area or fraction thereof		231	<del>7.65</del>	8.11
Bowling Alley, each 1,000 sq.ft. of gross floor area or fraction thereof		232	<del>6.69</del>	7.09
Dining Facilities (including restaurant, cafeteria, cafe, bar) each 1,000 sq.ft. of gross floor area or fraction thereof		233	<del>15.33</del>	16.25
Drug Store, each 1,000 sq.ft. of gross floor area or fraction thereof		234	<del>5.02</del>	5.32
Furniture Store, each 1,000 sq.ft. of gross floor area or fraction thereof		235	<del>1.65</del>	1.75
Garage, each 1,000 sq.ft. of gross floor area or fraction thereof		236	<del>1.35</del>	1.43
Halls (including lodge or auditorium), each 1,000 sq.ft. of gross floor area or fraction thereof		237	4.44	4.71
Hotel, per sleeping room		238	<del>1.52</del>	1.61
Laundry (where laundry is performed on premises), each 1,000 sq.ft. of gross floor area or fraction thereof		239	<del>29.71</del>	31.49
Market, each 1,000 sq.ft. of gross floor area or fraction thereof		240	<del>6.44</del>	6.79
Mortuary, each 1,000 sq.ft. of gross floor area or fraction thereof		241	<del>4.22</del>	4.47

	<u>Rate Code</u>	<u>FY03 Current Rate</u>	<u>Proposed July 1, 2003 Rate</u>	<u>Proposed July 1, 2004 Rate</u>
<b>II. SEWER SERVICE RATES - MONTHLY COMMERCIAL (cont'd)</b>				
Motel, per sleeping room or fraction thereof	238	<del>1.52</del>	1.61	1.71
Office Building, each 1,000 sq.ft. of gross floor area or fraction thereof	242	<del>5.19</del>	5.50	5.83
Religious Worship (premises), each 1,000 sq.ft. of gross floor area or fraction thereof	243	<del>2.29</del>	2.43	2.58
Rest or Convalescent Home, per sleeping room or fraction thereof	244	2.44	2.59	2.75
School, each 100 pupils or fraction thereof	245	<del>13.56</del>	14.37	15.23
Service Station and Used Car Lot (no wash racks):				
Water tap size to City main:				
3/4"	246	<del>8.07</del>	8.55	9.06
1"	247	<del>10.50</del>	11.13	11.80
1 1/2"	248	<del>17.26</del>	18.30	19.40
2"	249	<del>29.71</del>	31.49	33.38
Store, each 1,000 sq.ft. of gross floor area or fraction thereof	250	<del>5.32</del>	5.64	5.98
Theater, each 1,000 sq.ft. of gross floor area or fraction thereof	251	<del>6.32</del>	6.70	7.10
Warehouse, each 1,000 sq.ft. of gross floor area or fraction thereof	252	<del>1.24</del>	1.31	1.39
Minimum rate, not less than:		8.01	8.49	9.00
<b>III. SPECIAL SEWER RATES - MONTHLY</b>				
<b>Air Conditioning Systems</b>				
For systems on flat-rate service, each month during air conditioning season, per ton of system capacity:	272	<del>12.78</del>	13.55	14.36
With water conservation device:	271	<del>1.24</del>	1.31	1.39
Evaporative coolers (commercial establishments), for each month during air conditioning season, unit capacity - per 1,000 cfm, without recirculation	274	<del>1.71</del>	1.81	1.92
With water conservation device, with recirculation:	273	<del>0.50</del>	0.53	0.56
Refrigeration systems, for systems on flat-rate service, per compressor horsepower:	276	<del>12.78</del>	13.55	14.36
With water conservation device:	275	<del>1.24</del>	1.31	1.39
Dining Facility, each 1,000 sq.ft. or fraction thereof	279	<del>9.92</del>	10.52	11.15
Gymnasium, each shower head	280	<del>4.57</del>	4.84	5.13

	Rate Code	FY03 Current Rate	Proposed July 1, 2003 Rate	Proposed July 1, 2004 Rate
III. SPECIAL SEWER RATES - MONTHLY (cont'd)				
Hydraulically operated elevator	282	<del>39.36</del>	41.72	44.22
With water conservation device	281	<del>6.88</del>	7.29	7.73
Swimming Pool, non-commercial, per pool capacity				
Under 300 cu.ft. (fill & draw)		0.00	0.00	0.00
Over 300 cu.ft. (fill & draw), each 100 cu.ft. contents	278	<del>1.65</del>	1.75	1.86
Under 300 cu.ft. (filtered)		0.00	0.00	0.00
Over 300 cu.ft. (filtered), each 100 cu.ft. contents	277	0.42	0.45	0.48
IV. MONTHLY METERED SEWER USE, PER 100 CU.FT.		0.4043	0.4286	0.4543

Water Meter Size	Quantity of Sewage Allowed Without Additional Payment				
5/8" x 3/4"	1200 cu.ft., 9000 gal.	260	<del>4.85</del>	5.14	5.45
3/4"	1700 cu.ft., 13000 gal.	261	<del>6.87</del>	7.29	7.72
1"	2100 cu.ft., 16000 gal.	262	<del>8.49</del>	9.00	9.54
1 1/2"	3700 cu.ft., 28000 gal.	263	<del>14.96</del>	15.86	16.81
2"	6200 cu.ft., 46000 gal.	264	<del>25.07</del>	26.57	28.17
3"	12500 cu.ft., 94000 gal.	265	<del>50.54</del>	53.58	56.79
4"	21800 cu.ft., 163000 gal.	266	<del>88.15</del>	93.43	99.04
6"	50000 cu.ft., 374000 gal.	267	<del>202.16</del>	214.30	227.15
8"	106200 cu.ft., 794000 gal.	268	<del>429.38</del>	455.17	482.47
10"	168700 cu.ft., 1262000 gal.	269	<del>682.08</del>	723.05	766.40
12"	262500 cu. ft., 1964000 gal.	270	<del>1,061.33</del>	1,125.08	1,192.54

V. SERVICE CONNECTION TO CITY SEWER SYSTEM

Sewer service installation (total charge to be based on unit cost times one-half the width of the street)

<u>Nom. Dia.</u>	<u>Streets &amp; Alleys</u>	<u>Easements</u>
4"	96.05 /ft.	401.74
Larger	5.19 /2" dia. increase	32.46 /2" dia. increase

Easements

City connects first pipe: Rate schedule determined by City Manager based on average cost during a reasonable past period of time. (Code Sec. 36.601, Ordinance 3454/4178)

Connection into manhole or trunk: Rate schedule determined by City Manager based on average cost during a reasonable past period of time. (Code Sec. 36.601, Ordinance 3454/4178)

City labor and materials: Average cost recovery

Reconnect following disconnection: Full cost recovery. (Code Sec. 36.703, Ordinance 3353)

Trunk connections in district parcels--North Bannon Street District only (Code Sec. 36.903, Ordinance 3711):

<u>Parcel Number</u>	<u>Forced Main Fee</u>	<u>Outfall Fee</u>	<u>Area Fee</u>
1	1,167.95	327.24	1,923.65
2	203.19	56.96	608.22
3	203.19	56.96	608.22
4	203.19	56.96	608.22
5	203.19	56.96	608.22
6	203.19	56.96	608.22
7	203.19	56.96	608.22
8	203.19	56.96	608.22

VI. SEWER SYSTEM DEVELOPMENT FEES

Size of connection:	4"	124.00
	6"	278.00
	8"	494.00
	10"	772.00
	12"	1,112.00

If the existing service is replaced by one of a larger size at the owner's request, the fee shall be equal to the difference between the fee for the original service size and that for the replacement service size in the schedule above.





# CITY OF SACRAMENTO UTILITY SERVICE BILL

ATTACHMENT B-1

LEGAL OWNER	SERVICE ADDRESS SOUTH OAK WY	SERVICE PERIOD 01/27/03-02/25/03	ACCOUNT NUMBER
-------------	---------------------------------	-------------------------------------	----------------

DUE DATE 03/17/03	AMOUNT TO PAY 75.97	AMOUNT PAID
----------------------	------------------------	-------------

**TO ENSURE CREDIT BEFORE NEXT BILLING, PLEASE PAY BY DUE DATE**

Make checks payable to:  
**CITY OF SACRAMENTO**  
PLEASE WRITE YOUR ACCOUNT NUMBER ON YOUR CHECK

## Current Year - FY03

DETACH AND RETURN THIS PORTION OF THE BILL WITH YOUR PAYMENT

**CITY OF SACRAMENTO**

KEEP THIS PORTION FOR YOUR RECORDS  
**UTILITY SERVICE BILL**

PAGE 1 OF 1

LEGAL OWNER	SERVICE ADDRESS SOUTH OAK WY	SERVICE PERIOD 01/27/03-02/25/03	ACCOUNT NUMBER
-------------	---------------------------------	-------------------------------------	----------------

**PREVIOUS CHARGES AND CREDITS**

75.97	PREVIOUS BALANCE	
75.97-	PAYMENT - THANK YOU	02/07/03
0.00	BALANCE FORWARD	

**SERVICES PROVIDED BY THE CITY**

17.85	WATER SERVICE	SINGLE FAMILY	NUMBER OF ROOMS =	6
9.87	SEWER SERVICE	SINGLE FAMILY	NUMBER OF ROOMS =	6
11.31	STORM DRAINAGE	SINGLE FAMILY	NUMBER OF ROOMS =	6
16.65	GARBAGE SERVICE	90 GAL MECH LIFT	# OF 90 GAL CANS =	1
6.89	LAWN & GARDEN SERVICE	STREET SWEEPING	NUMBER OF UNITS =	1
62.57	TOTAL PROVIDED BY CITY			

**SERVICES PROVIDED BY SACRAMENTO REGIONAL COUNTY SANITATION DISTRICT**

13.40	WASTEWATER TREATMENT CHARGE	SINGLE FAMILY	PER HOUSE =	1
-------	-----------------------------	---------------	-------------	---

**\$75.97 PLEASE PAY THIS AMOUNT BY 03/17/03**

CREWS MAY RUN BEHIND SCHEDULE DURING LEAF SEASON. PLEASE CALL 433-4827 TO UPDATE YOUR GARDEN REFUSE COLLECTION SCHEDULE. GIVE THE EARTH A GIFT, RECYCLE! CITY RESIDENTS CAN RECYCLE THEIR CHRISTMAS TREES AT THE CURB AS PART OF GARDEN REFUSE COLLECTION. PLEASE REMOVE THE TREE STAND. PAPER GIFT WRAP, BOXES, AND BEVERAGE CONTAINERS BELONG IN THE BLUE RECYCLING CONTAINER! \*\*\*\*\*THE CITY OF SACRAMENTO WISHES YOU A SAFE AND HAPPY HOLIDAY SEASON. \*\*\*\*\*

17



# CITY OF SACRAMENTO UTILITY SERVICE BILL

ATTACHMENT B-2

LEGAL OWNER	SERVICE ADDRESS SOUTH OAK WY	SERVICE PERIOD 06/ 27/ 03 - 07/ 25/ 03	ACCOUNT NUMBER
-------------	---------------------------------	---	----------------

DUE DATE 08/17/03	AMOUNT TO PAY 79.04	AMOUNT PAID
----------------------	------------------------	-------------

**TO ENSURE CREDIT BEFORE NEXT BILLING, PLEASE PAY BY DUE DATE**

Make checks payable to:  
**CITY OF SACRAMENTO**  
PLEASE WRITE YOUR ACCOUNT NUMBER ON YOUR CHECK

## Proposed FY04

DETACH AND RETURN THIS PORTION OF THE BILL WITH YOUR PAYMENT

**CITY OF SACRAMENTO**

KEEP THIS PORTION FOR YOUR RECORDS  
**UTILITY SERVICE BILL**

PAGE 1 OF 1

LEGAL OWNER	SERVICE ADDRESS SOUTH OAK WY	SERVICE PERIOD 06/ 27/ 03 - 07/ 25/ 03	ACCOUNT NUMBER
-------------	---------------------------------	---	----------------

**PREVIOUS CHARGES AND CREDITS**

75.97	PREVIOUS BALANCE	
75.97-	PAYMENT - THANK YOU	06/ 14/ 03
0.00	BALANCE FORWARD	

**SERVICES PROVIDED BY THE CITY**

18.92	WATER SERVICE	SINGLE FAMILY	NUMBER OF ROOMS =	6
10.46	SEWER SERVICE	SINGLE FAMILY	NUMBER OF ROOMS =	6
11.31	STORM DRAINAGE	SINGLE FAMILY	NUMBER OF ROOMS =	6
16.80	GARBAGE SERVICE	90 GAL MECH LIFT	# OF 90 GAL CANS =	1
8.15	LAWN & GARDEN SERVICE	STREET SWEEPING	NUMBER OF UNITS =	1
<b>65.64</b>	<b>TOTAL PROVIDED BY CITY</b>			

**SERVICES PROVIDED BY SACRAMENTO REGIONAL COUNTY SANITATION DISTRICT**

13.40	WASTEWATER TREATMENT CHARGE	SINGLE FAMILY	PER HOUSE =	1
-------	-----------------------------	---------------	-------------	---

**\$ 79.04** PLEASE PAY THIS AMOUNT BY 08/17/03

CREWS MAY RUN BEHIND SCHEDULE DURING LEAF SEASON. PLEASE CALL 433-4827 TO UPDATE YOUR GARDEN REFUSE COLLECTION SCHEDULE. GIVE THE EARTH A GIFT, RECYCLE! CITY RESIDENTS CAN RECYCLE THEIR CHRISTMAS TREES AT THE CURB AS PART OF GARDEN REFUSE COLLECTION. PLEASE REMOVE THE TREE STAND, PAPER GIFT WRAP, BOXES, AND BEVERAGE CONTAINERS BELONG IN THE BLUE RECYCLING CONTAINER! \*\*\*\*\*THE CITY OF SACRAMENTO WISHES YOU A SAFE AND HAPPY HOLIDAY SEASON. \*\*\*\*\*

18



# CITY OF SACRAMENTO UTILITY SERVICE BILL

ATTACHMENT B-3

LEGAL OWNER	SERVICE ADDRESS SOUTH OAK WY	SERVICE PERIOD 06/27/04 - 07/25/04	ACCOUNT NUMBER
-------------	---------------------------------	---------------------------------------	----------------

DUE DATE 08/17/04	AMOUNT TO PAY 82.30	AMOUNT PAID
----------------------	------------------------	-------------

**TO ENSURE CREDIT BEFORE NEXT BILLING, PLEASE PAY BY DUE DATE**

Make checks payable to:  
**CITY OF SACRAMENTO**  
PLEASE WRITE YOUR ACCOUNT NUMBER ON YOUR CHECK

## Proposed FY05

DETACH AND RETURN THIS PORTION OF THE BILL WITH YOUR PAYMENT

**CITY OF SACRAMENTO**

KEEP THIS PORTION FOR YOUR RECORDS  
**UTILITY SERVICE BILL**

PAGE 1 OF 1

LEGAL OWNER	SERVICE ADDRESS SOUTH OAK WY	SERVICE PERIOD 06/27/04 - 07/25/04	ACCOUNT NUMBER
-------------	---------------------------------	---------------------------------------	----------------

**PREVIOUS CHARGES AND CREDITS**

79.04	PREVIOUS BALANCE	
79.04-	PAYMENT - THANK YOU	06/14/04
0.00	BALANCE FORWARD	

**SERVICES PROVIDED BY THE CITY**

20.06	WATER SERVICE	SINGLE FAMILY	NUMBER OF ROOMS =	6
11.09	SEWER SERVICE	SINGLE FAMILY	NUMBER OF ROOMS =	6
11.31	STORM DRAINAGE	SINGLE FAMILY	NUMBER OF ROOMS =	6
17.05	GARBAGE SERVICE	90 GAL MECH LIFT	# OF 90 GAL CANS =	1
9.39	LAWN & GARDEN SERVICE	STREET SWEEPING	NUMBER OF UNITS =	1
<b>68.90</b>	<b>TOTAL PROVIDED BY CITY</b>			

**SERVICES PROVIDED BY SACRAMENTO REGIONAL COUNTY SANITATION DISTRICT**

13.40	WASTEWATER TREATMENT CHARGE	SINGLE FAMILY	PER HOUSE =	1
-------	-----------------------------	---------------	-------------	---

**\$ 82.30** PLEASE PAY THIS AMOUNT BY 08/17/04

CREWS MAY RUN BEHIND SCHEDULE DURING LEAF SEASON. PLEASE CALL 433-4827 TO UPDATE YOUR GARDEN REFUSE COLLECTION SCHEDULE. GIVE THE EARTH A GIFT, RECYCLE! CITY RESIDENTS CAN RECYCLE THEIR CHRISTMAS TREES AT THE CURB AS PART OF GARDEN REFUSE COLLECTION. PLEASE REMOVE THE TREE STAND, PAPER GIFT WRAP, BOXES, AND BEVERAGE CONTAINERS BELONG IN THE BLUE RECYCLING CONTAINER! \*\*\*\*\*THE CITY OF SACRAMENTO WISHES YOU A SAFE AND HAPPY HOLIDAY SEASON. \*\*\*\*\*

19