

CITY OF SACRAMENTO
1231 I Street, Sacramento, CA 95814

Permit No: 0407123
Insp Area: 4
Thos Bros: 257C4

Site Address: 5591 JERRY LITTELL WY SAC
Parcel No: 201-0580-077 NORTHPT PK 31 LOT 77

Sub-Type: NSFR
Housing (Y/N): N

CONTRACTOR
CAMBRIDGE HOMES
9852 BUSINESS PARK DR STE. B
SACRAMENTO CA. 95827

OWNER

ARCHITECT

Nature of Work: MP 3291 2 STORY 12 ROOM SFR

CONSTRUCTION LENDING AGENCY : I hereby affirm under penalty of perjury that there is a construction lending agency for the performance of the work for which this permit is issued (Sec. 3097, Civ. C).

Lender's Name _____ Lender's Address _____

LICENSED CONTRACTORS DECLARATION: I hereby affirm under penalty of perjury that I am licensed under provisions of Chapter 9 (commencing with section 7000) of Division 3 of the Business and Professions Code and my license is in full force and effect.

License Class B License Number 766741 Date _____ Contractor Signature [Signature]

OWNER-BUILDER DECLARATION: I hereby affirm under penalty of perjury that I am exempt from the contractors License Law for the following reason (Sec. 7031.5, Business and Professions Code; any city or county which requires a permit to construct, alter, improve, demolish, or repair any structure, prior to its issuance, also requires the applicant for such permit to file a signed statement that he or she is licensed pursuant to the provisions of the Contractors License Law (Chapter 9 (commencing with Section 7000) of Division 8 of the Business and Professions Code) or that he or she is exempt therefrom and the basis for the alleged exemption. Any violation of Section 7031.5 by any applicant for a permit subjects the applicant to a civil penalty of not more than five hundred dollars (\$500.00);

____ I, as a owner of the property, or my employees with wages as their sole compensation, will do the work, and the structure is not intended or offered for sale (Sec. 7044, Business and Professional Code: The Contractors License Law does not apply to an owner of property who builds or improves thereon, and who does such work himself or herself or through his/her own employees, provided that such improvements are not intended or offered for sale. If, however, the building or improvement is sold within one year of completion, the owner-builder will have the burden of proving that he/she did not build or improve for the purpose of sale.)

____ I, as owner of the property, am exclusively contracting with licensed contractors to construct the project (Sec. 7044, Business and Professions Code: The Contractors License Law does not apply to an owner of property who builds or improves thereon, and who contracts for such projects with a contractor(s) licensed pursuant to the Contractors License Law).

PAID
CITY OF SACRAMENTO
MAY 20 2004
NORTH PERMIT CENTER

____ I am exempt under Sec. _____ B & PC for this reason: _____
Date _____ Owner Signature _____

IN ISSUING THIS BUILDING PERMIT, the applicant represents, and the city relies on the representation of the applicant, that the applicant verified all measurements and locations shown on the application or accompanying drawings and that the improvement to be constructed does not violate any law or private agreement relating to permissible or prohibited locations for such improvements. This building permit does not authorize any illegal location of any improvement or the violation of any private agreement relating to location of improvements.

I certify that I have read this application and state that all information is correct. I agree to comply with all city and county ordinances and state laws relating to building construction and hereby authorize representative(s) of this city to enter upon the abovementioned property for inspection purposes.

Date 5-20-04 Applicant/Agent Signature [Signature]

WORKER'S COMPENSATION DECLARATION: I hereby affirm under penalty of perjury one of the following declarations:

I have and will maintain a certificate of consent to self-insure for workers' compensation as provided for by Section 3700 of the Labor Code, for the performance of work for which the permit is issued.
 I have and will maintain workers' compensation insurance, as required by Section 3700 of the Labor Code, for the performance of the work for which this permit is issued. My workers' compensation insurance carrier and policy number are:

Carrier _____ Policy Number _____ Exp Date _____

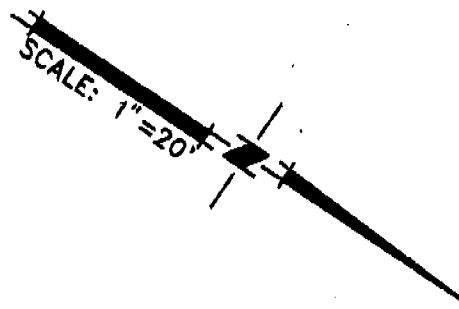
____ (This section need not be completed if the permit is for \$100 or less) I certify that in the performance of the work for which this permit is issued, I shall not employ any person in any manner so as to become subject to the workers' compensation laws of California and agree that if I should become subject to the workers' compensation provisions of Section 3700 of the Labor Code, I shall forthwith comply with those provisions.

Date 5-20-04 Applicant Signature [Signature]

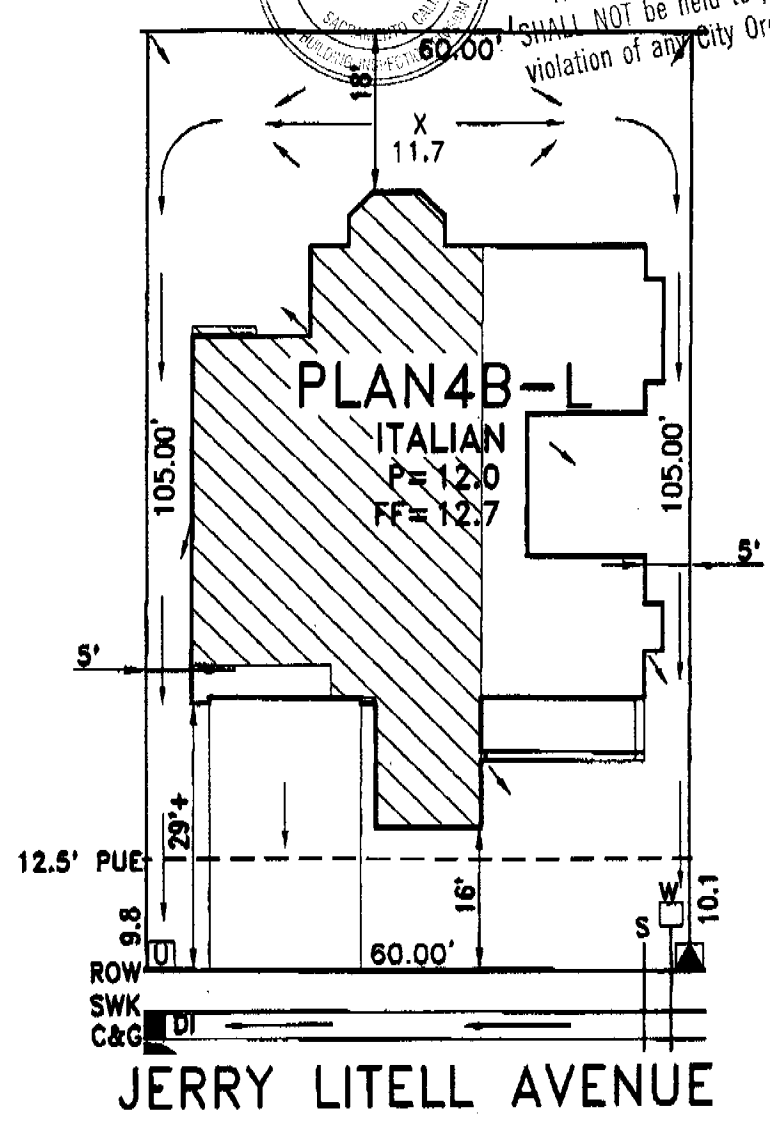
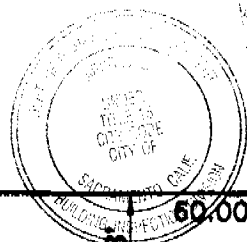
WARNING: FAILURE TO SECURE WORKER'S COMPENSATION COVERAGE IS UNLAWFUL AND SHALL SUBJECT AN EMPLOYER TO CRIMINAL PENALTIES AND CIVIL FINES UP TO ONE HUNDRED THOUSAND DOLLARS (\$100,000) IN ADDITION TO THE COST OF COMPENSATION, DAMAGES AS PROVIDED FOR IN SECTION 3706 OF THE LABOR CODE, INTEREST AND ATTORNEY'S FEE.

THIS PERMIT SHALL EXPIRE BY LIMITATION IF WORK IS NOT COMMENCED WITHIN 180 DAYS.

THIS PLOT PLAN IS NOT FOR SALES PURPOSES. THIS PLOT PLAN IS FOR THE PURPOSES OF INDICATING COMPLIANCE WITH ZONING SET BACKS, GENERAL DRAINAGE DIRECTION, AND APPROXIMATE UTILITY CONNECTION. ALL OTHER DATA SHOWN HEREON IS CONCEPTUAL. THIS PLOT PLAN DOES NOT REFLECT AS-BUILT CONDITION, RETAINING WALL ARE OPTIONAL AND MAY OR MAY NOT BE CONSTRUCTED.



This set of plans and specifications must be kept on the job at all times and it is unlawful to make any changes or alterations from the same without written permission from the Building Inspection Division. The approval of this plan and specification SHALL NOT be held to permit or approve the violation of any City Ordinance or State Law.



PRELIMINARY

LOT SQ. FT.= 6300 LOT COVERAGE= 32.9 %

KEY:	= TRANSFORMER	= FIRE HYDRANT
	= UTILITY BOX	= STREET LIGHT SERVICE POINT
	= STREET LIGHT	

PLOT PLAN
LOT 75
Northpointe Village 31
FOR
CAMBRIDGE HOMES
CITY OF SACRAMENTO CALIFORNIA

WOOD RODGERS
ENGINEERING • PLANNING • MAPPING • SURVEYING
8801 O STREET, BLDG. 100-B, SACRAMENTO, CA 95814
PHONE: (916) 841-7788 FAX: (916) 841-7787

DATE:	DRAWN:	CHECKED:	PROJECT NO:
APRIL 04	EJ		1045.079

J:\Jobs\Northpointe Phase 2\ Village 31\Civil\plotplans\075.dwg 4/30/04 10:44am jwanjiyah

CERTIFICATION OF INSULATION

CAMBRIDGE Homes

LOT # **77**

- PO. BOX 854, WEST SACRAMENTO, CA 95691 LIC. #202026
- 1309 MELODY ROAD, MARYSVILLE, CA 95901 LIC. #202026
- P.O. BOX 9651, FRESNO, CA 93793-9651 LIC. #202026
- P.O. BOX 1631, RENO, NV 89505 LIC. #10675
- 3326 A PONDEROSA WAY, LAS VEGAS, NV 89118 LIC. #10675

North Potomac @ National

DATE INSULATION COMPLETED **9-20-04**

PART III CERTIFICATION

WALLS			CEILING			FLOORS		
(SQUARE FEET)			(SQUARE FEET)			(SQUARE FEET)		
MATERIAL FIBERGLASS			MATERIAL FIBERGLASS			MATERIAL FIBERGLASS		
FORM BATTS			FORM BATTS & BLOW			FORM BATTS		
MANUFACTURER'S PRODUCT I.D.			MANUFACTURER'S PRODUCT I.D.			MANUFACTURER'S PRODUCT I.D.		
CT	OC	JM	CT	OC	JM	CT	OC	JM
R-VALUE INSTALLED			APPLIED			R-VALUE		
13 14			3.5 3.5			38		
MATERIAL FIBERGLASS			FORM BATTS			R VALUE		
						MANUFACTURER		
						CT OC JM		
MATERIAL form						MANUFACTURER		
						HILTI HANDY FOAM		
SIGNATURE - INSULATION CONTRACTOR			TITLE			DATE		
			J.C.			MANAGER		
SIGNATURE - GENERAL CONTRACTOR			TITLE			DATE		
						9/20/04		
REMARKS								

ATTIC COPY

INSTALLATION CERTIFICATE

Plan 4

CF-6R

Cambridge Homes (Northpointe)
Permit Number

Site Address:

An installation certificate is required to be posted at the building site or made available for all appropriate inspections. (The information provided on this form is required; however, use of this form to provide the information is optional.) After completion of final inspection a copy must be provided to the building department (upon request) and the building owner at occupancy, per Section 10-103(b).

HVAC SYSTEMS:

Heating Equipment

Equip. Type (pkg. Heat pump)	CEC Certified Mfr name and Model #	# of Identical Systems	(1) Efficiency (AFUE, etc.) \geq CF-1R value	Duct Location (attic, etc.)	Duct or Piping R-value	Heating Load (Btu/hr)	Heating Capacity (Btu/hr)	
FURNACE	GMT090-4	1	80%	ATTIC	R-4.2	49,006	72,000	Plan 1
FURNACE	GMT115-5	1	80%	ATTIC	R-4.2	46,587	80,000	Plan 2
FURNACE	GMT115-5	1	80%	ATTIC	R-4.2	55,543	80,000	Plan 3
FURNACE	GMT115-5	1	80%	ATTIC	R-4.2	66,083	80,000	Plan 4
* TXV VALVE INSTALLED AS PART OF THE COIL								

Cooling Equipment

Equip. Type (pkg. Heat pump)	CEC Certified Compressor Unit Mfr Name and Model #	# of Identical Systems	(1) Efficiency (SEER, etc.) $>$ CF-1R Value	Duct Location (attic, etc.)	Duct R-value	Cooling Load (Btu/hr)	Cooling Capacity (Btu/hr)	
A/C	CLJO48	1	80%	ATTIC	R-4.2	41,908	41,700	Plan 1
A/C	CLJO48	1	80%	ATTIC	R-4.2	38,761	39,500	Plan 2
A/C	CLJO48	1	80%	ATTIC	R-4.2	37,470	49,000	Plan 3
A/C	CLJO60	1	80%	ATTIC	R-4.2	48,454	49,000	Plan 4

(1) \geq reads greater than or equal to.

I, the undersigned, verify that equipment listed above is: 1) the actual equipment installed, 2) equivalent to or more efficient than that specified in the certificate of compliance (Form CF-1R) submitted for compliance with the *Energy Efficiency Standards* for residential buildings, and 3) equipment that meets or exceeds the appropriate requirements for manufactured devices (from the *Appliance Efficiency Regulations* or Part 6), where applicable.

Signature, Date

BEUTLER CORPORATION

Installing Subcontractor (Co. Name)
OR General Contractor (Co. Name) OR Owner

WATER HEATING SYSTEMS:

Heater Type	CEC Certified Mfr Name & Model #	Distribution Type (Std. point of use)	If Recirculation Control Type	# of Identical Systems	(2) Rated Input (kW or Btu/hr)	Tank Volume (gallons)	(2) Efficiency (EF, RE)	(2) Standby Loss (%)	External Insulation R-value
-------------	----------------------------------	---------------------------------------	-------------------------------	------------------------	--------------------------------	-----------------------	-------------------------	----------------------	-----------------------------

- (2) For small gas storage (rated input of less than or equal to 75,000 Btu/hr), electric resistance and heat pump water heaters, list Energy Factor. For large gas storage water heaters (rated input of greater than 75,000 Btu/hr), list Recovery Efficiency, Standby Loss and Rated Input. For instantaneous gas water heaters, list Recovery efficiency and Rated Input.
- (3) R-12 external insulation is mandatory for storage water heaters with an energy factor of less than 0.58.

Facets & Shower Heads:

All facets and showerheads installed are certified to the Commission, pursuant to Title 24, Part 6, Section 111. I, the undersigned, verify that equipment listed above my signature is: 1) the actual equipment installed; 2) equivalent to or more efficient than that specified in the certificate of compliance (Form CF-1R) submitted for compliance with the *Energy Efficiency Standards* for residential buildings; and 3) equipment that meets or exceeds the appropriate requirements for manufactured devices (from the *Appliance Efficiency Regulations* or Part 6), where applicable.

Signature, Date

Installing Subcontractor (Co. Name)

Cambridge Homes - Parkside - All Plans

Site Address

Permit Number

An installation certificate is required to be posted at the building site or made available for all appropriate inspections. (The information provided on this form is required; however, use of this form to provide the information is optional.) After completion of final inspection, a copy must be provided to the building department (upon request) and the building owner at occupancy, per Section 10-103(b).

HVAC SYSTEMS:

Heating Equipment

Equip. Type (pkg., heat exch.)	CEC Certified Mfr Name & Model Number	# of Identical Systems	Efficiency (AFUE, etc.) (\geq CF-1R value)	Duct Location (attic, etc.)	Duct or Piping R-value	Heating Load (Btu/hr)	Heating Capacity (Btu/hr)

Cooling Equipment

Equip. Type (pkg., heat exch.)	CEC Certified Compressor Unit Mfr Name and Model Number	# of Identical Systems	Efficiency (SEER, etc.) (\geq CF-1R value)	Duct Location (attic, etc.)	Duct R-value	Cooling Load (Btu/hr)	Cooling Capacity (Btu/hr)

I, the undersigned, verify that equipment listed above my signature (1) is the actual equipment installed; (2) is equivalent to or more efficient than that specified in the certificate of compliance (Form CF-1R) submitted for compliance with the Energy Efficiency Standards for residential buildings; and (3) the equipment meets or exceeds the appropriate requirements for manufactured devices (from the Appliance Efficiency Regulations or Part 6), where applicable.

Signature, Date

Installing Subcontractor (Co. Name)
OR General Contractor (Co. Name) OR Owner

WATER HEATING SYSTEMS:


Heater Type	CEC Certified Mfr Name & Model Number	Distribution Type (Std, Point-of-Use)	If Recirculation, Control Type	# of Identical Systems	Rated Input (kW or Btu/hr)	Tank Volume (gallons)	Efficiency (EF, RE)	Standby Loss (%)	External Insulation R-value
Gas	Rheem 42VR50-40F	SJD	N/A	2	40,000	50	.62		R-20

¹ For small gas storage (rated input \leq 75,000 Btu/hr), electric resistance and heat pump water heaters, list Energy Factor. For large gas storage water heaters (rated input $>$ 75,000 Btu/hr), list Recovery Efficiency, Standby Loss and Rated Input. For instantaneous gas water heaters, list Recovery Efficiency and Rated Input.

Faucets & Shower Heads:

All faucets and showerheads installed are certified to the Commission, pursuant to Title 24, Part 6, Subchapter 2, Section 111.

I, the undersigned, verify that equipment listed above my signature (1) is the actual equipment installed; (2) is equivalent to or more efficient than that specified in the certificate of compliance (Form CF-1R) submitted for compliance with the Energy Efficiency Standards for residential buildings; and (3) the equipment meets or exceeds the appropriate requirements for manufactured devices (from the Appliance Efficiency Regulations or Part 6), where applicable.


Signature, Date

J.R. Pierce Plumbing Co.
Installing Subcontractor (Co. Name) OR
General Contractor (Co. Name) OR Owner

COPY TO: Building Department
Building Owner at Occupancy

Compliance Forms

KwikKote

No. 200-922303

Stucco System Installation Card

Job Name: PARKSIDE @ NORTHPOINTE
Address: 5591 JERRY LITELL WAY
 , CA
Lot #: 0000077

Stucco System Trade Name: KWIK KOTE
Stucco System Manufacturer: KWIK KOTE CORP.

ICBO Evaluation Service, Inc.
Report No. 3607
Date of Job Completion:

Home Builder: CAMBRIDGE HOMES
Address: 1816 TRIBUTE ROAD STE. 100
 SACRAMENTO, CA

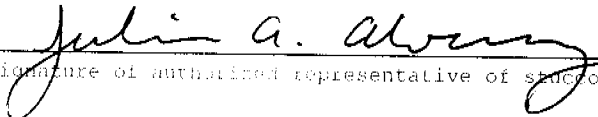
Stucco Contractor: KENYON PLASTERING, INC.
Address: PO BOX 2077
 North Highlands, CA

Telephone Number: 916/349-8191

Approved Contractor Number as
issued by the Stucco Manufacturer: 1001

Card Print Date: 09/09/2004

This is to certify that the stucco system on the building exterior at the above address had been installed in accordance with the evaluation report specified above and the manufacturer's instructions.



Signature of authorized representative of stucco contractor

9-9-04

Date



WALLACE • KUHL & ASSOCIATES INC.
 GEOTECHNICAL ENGINEERING • CONSTRUCTION TESTING

3050 Industrial E
 PO Box 1
 West Sacram
 California 95
 916-372-1

DATE 8-03-04	JOB NO. 4345.20	WEATHER Hot!	TEMP. ° at ° at AM PM				
PROJECT Cambridge Homes Northpoint	Technician I <input checked="" type="checkbox"/> Staff E/G <input type="checkbox"/>						
LOCATION Lot # 72-77 @ Jerry L. Hill	Technician II <input type="checkbox"/> Project E/G <input type="checkbox"/>						
TYPE OF WORK Pull Test	Technician III <input type="checkbox"/> Senior E/G <input type="checkbox"/>						
Inside 50 mi. radius <input checked="" type="checkbox"/>	Outside 50 mi. radius <input type="checkbox"/>	Nuclear Densities <input type="checkbox"/>	Principal E/G <input type="checkbox"/>				
PERSONNEL	REG. HRS	OT HRS	TOTAL HRS	TRAVEL	ON JOB	VEHICLE	MILES
Jose Mabarro						#51	20

OBSERVATIONS:
 Tested $5/8"$ All thread anchor bolts for HITZ.
 Halosams to 5250 Pounds of Tension (2100 PSI gauge
 #) + $7/8"$ All thread anchor to 6730 Pounds of Tension
 (2800 PSI gauge #) per Simpson Book.

# Balls	lot #	location	Passed / Failed
1 $5/8"$ HITZ	72	Living Room	PASSED
1 $7/8"$ DHS	73	Interior Shear Walls	PASSED
1 $5/8"$ HITZ	74	Den	PASSED
1 $5/8"$ HITZ	75	Living Room	PASSED
2 $5/8"$ HITZ	76	Garage	PASSED
2 $5/8"$ HITZ	77	Laundry Room	PASSED

- All Tested painted BLUE

FIELD REPORT

Signed _____