

**CITY OF SACRAMENTO**

1231 I Street, Sacramento, CA 95814

Permit No: 0512663

Insp Area: 2

Thos Bros: 317A6

Site Address: 6180 SOUTH LAND PARK DR SAC

Parcel No: 024-0271-006

Sub-Type: REP

Housing (Y/N): N

**CONTRACTOR**  
AGUIRRE ROOFING  
3515 BINGHAMPTON DR  
SACRAMENTO CA 95834

**OWNER**  
PORTER SCOTT  
6180 SOUTH LAND PARK D  
SACRAMENTO, CA 95831

**ARCHITECT**

**Nature of Work:** TEAR OFF, RESHEET, AND REROOF WITH 35 SQUARES OF TILE (OVER THE COUNTER)

**CONSTRUCTION LENDING AGENCY:** I hereby affirm under penalty of perjury that there is a construction lending agency for the performance of the work for which this permit is issued (Sec. 3097, Civ. C).

Lender's Name \_\_\_\_\_ Lender's Address \_\_\_\_\_

**LICENSED CONTRACTORS DECLARATION:** I hereby affirm under penalty of perjury that I am licensed under provisions of Chapter 9 (commencing with section 7000) of Division 3 of the Business and Professions Code and my license is in full force and effect.

License Class C39 License Number 765880 Date 8-19-05 Contractor Signature [Signature]

**OWNER-BUILDER DECLARATION:** I hereby affirm under penalty of perjury that I am exempt from the contractors License Law for the following reason (Sec. 7031.5, Business and Professions Code; any city or county which requires a permit to construct, alter, improve, demolish, or repair any structure, prior to its issuance, also requires the applicant for such permit to file a signed statement that he or she is licensed pursuant to the provisions of the Contractors License Law (Chapter 9 (commencing with Section 7000) of Division 8 of the Business and Professions Code) or that he or she is exempt therefrom and the basis for the alleged exemption. Any violation of Section 7031.5 by any applicant for a permit subjects the applicant to a civil penalty of not more than five hundred dollars (\$500.00);

\_\_\_\_\_, I, as a owner of the property, or my employees with wages as their sole compensation, will do the work, and the structure is not intended or offered for sale (Sec. 7044, Business and Professional Code: The Contractors License Law does not apply to an owner of property who builds or improves thereon, and who does such work himself or herself or through his/her own employees, provided that such improvements are not intended or offered for sale. If, however, the building or improvement is sold within one year of completion, the owner-builder will have the burden of proving that he/she did not build or improve for the purpose of sale.)

\_\_\_\_\_, I, as owner of the property, am exclusively contracting with licensed contractors to construct the \_\_\_\_\_ (Sec. 7044, Business and Professions Code: The Contractors License Law does not apply to an owner of property who builds or improves thereon, and who contracts for such projects with a contractor(s) licensed pursuant to the Contractors License Law).

**PAID**  
**CITY OF SACRAMENTO**  
**AUG 19 2005**  
**NORTH PERMIT CENTER**

I am exempt under Sec. \_\_\_\_\_ B & PC for this reason: \_\_\_\_\_  
Date \_\_\_\_\_ Owner Signature \_\_\_\_\_

**IN ISSUING THIS BUILDING PERMIT,** the applicant represents, and the city relies on the representation of the applicant, that the applicant verified all measurements and locations shown on the application or accompanying drawings and that the improvement to be constructed does not violate any law or private agreement relating to permissible or prohibited locations for such improvements. This building permit does not authorize any illegal location of any improvement or the violation of any private agreement relating to location of improvements.

I certify that I have read this application and state that all information is correct. I agree to comply with all city and county ordinances and state laws relating to building construction and hereby authorize representative(s) of this city to enter upon the above mentioned property for inspection purposes.

Date 8-19-05 Applicant/Agent Signature [Signature]

**WORKER'S COMPENSATION DECLARATION:** I hereby affirm under penalty of perjury one of the following declarations:

\_\_\_\_\_, I have and will maintain a certificate of consent to self-insure for workers' compensation as provided for by Section 3700 of the Labor Code, for the performance of work for which the permit is issued.

\_\_\_\_\_, I have and will maintain workers' compensation insurance, as required by Section 3700 of the Labor Code, for the performance of the work for which this permit is issued. My workers' compensation insurance carrier and policy number are:

Carrier STATE FUND Policy Number 1656828 Exp Date 10/01/2005

\_\_\_\_\_, (This section need not be completed if the permit is for \$100 or less) I certify that in the performance of the work for which this permit is issued, I shall not employ any person in any manner so as to become subject to the workers' compensation laws of California and agree that if I should become subject to the workers' compensation provisions of Section 3700 of the Labor Code, I shall forthwith comply with those provisions.

Date 8-19-05 Applicant Signature [Signature]


**WARNING:** FAILURE TO SECURE WORKER'S COMPENSATION COVERAGE IS UNLAWFUL AND SHALL SUBJECT AN EMPLOYER TO CRIMINAL PENALTIES AND CIVIL FINES UP TO ONE HUNDRED THOUSAND DOLLARS (\$100,000) IN ADDITION TO THE COST OF COMPENSATION, DAMAGES AS PROVIDED FOR IN SECTION 3706 OF THE LABOR CODE, INTEREST AND ATTORNEY'S FEE.

**THIS PERMIT SHALL EXPIRE BY LIMITATION IF WORK IS NOT COMMENCED WITHIN 180 DAYS.**

*Wlong Allen*

**RESIDENTIAL ROOF INSPECTION REPORT**  
**10014 SOUTH LAND PARK, SACRAMENTO, CA**

*U/S*  
Prepared for: Aguirre Roofing  
3515 Binghampton Drive  
Sacramento, CA 95834



This report was prepared in compliance with Sacramento City Code, Section 9.03.146 (D) 3) and is evidence that Frank L. Gregorin, P.E., with the assistance of Jose Aguirre (Roofer) has inspected the roof structure of the residence that is subject of this report. The sole purpose of this inspection and report is to determine the general conditions of the roof construction and evaluate it's structural adequacy for supporting the roof loads of the newly proposed roof assembly as prescribed herein.


*MMS 08-17-05*

The structure is a single family one story house built in the mid-1980's. The 4:12 roof structure consists 1x skip sheathing over of 2x6 rafters @ 24" o.c. with intermediate purlin and strut supports<sup>1</sup>. The existing roof where it was visibly observable shows no visible of distress or deterioration and is deemed to be in good condition.

This set of plans and specifications must be kept on the job at all times and it is unlawful to make any changes or alterations from the same without written permission from the Building Inspection Division.

The approval of this plan and specification is not to be construed as a warranty or a guarantee of any kind by the City of Sacramento.

The loads to the existing roof structure expressed herein are exclusively meant for the application of Monier Villa - Duralite tile having an installed weight of 580 pounds per square (100 square feet) placed over 7/16" plywood or osb sheathing over existing roof framing as shown in the load table on page 2. Roofer may substitute other light-weight tile with the conditions the prescribed allowable roof load of this report are not exceeded and an I.C.B.O. Evaluation Report showing the installed weight of the substituted tile is submitted to the Building Department for approval.



The Roofer shall bring to the attention of the Engineer of Record any wood found during the course of roofing work showing signs of distress or deterioration (dry rot, termite infestation, major splitting or warping, etc.) The Roofer will be liable for any repairs that were performed without the Engineer of Record's knowledge or consent.

As the condition of this report that the Roofer, if requested, shall arrange for the Engineer of Record to perform additional inspection(s) of the existing roof framing and if necessary shall remove existing roof sheathing for purpose of inspection.

<sup>1</sup> Roofer shall verify that the typical 2x6 rafters @ 24" o.c. have a 12.5' maximum horizontal span between supports. See calculations on page 2.

*File*  
*no on site*  
*AM 9/15/05*  
**Field Verify:**  
- Tile weight  
- map spans  
- Sheathing installed

Per Page 2 (of 4) of this report

Evaluation of roof loads for determining the adequacy of the existing roof rafters to support the newly proposed light-weight tile as prescribed in this report.

The weight of the new roof assembly will consist of:

(e) 2x6 rafter @ 24" o.c.	1.08 psf	
(e) 1x skip sheathing	1.13 psf	
(n) 7/16" sheathing	1.32 psf	
roofing paper	0.25 psf	
(n) light-weight tile	5.80 psf	(Installed weight, see load information in I.C.B.O. ER 2656 included with this report.)
<hr/>		
$\Sigma =$	9.58 psf	
		x 12.65/12 (4:12 roof slope adjustment)
		= 10.1 psf

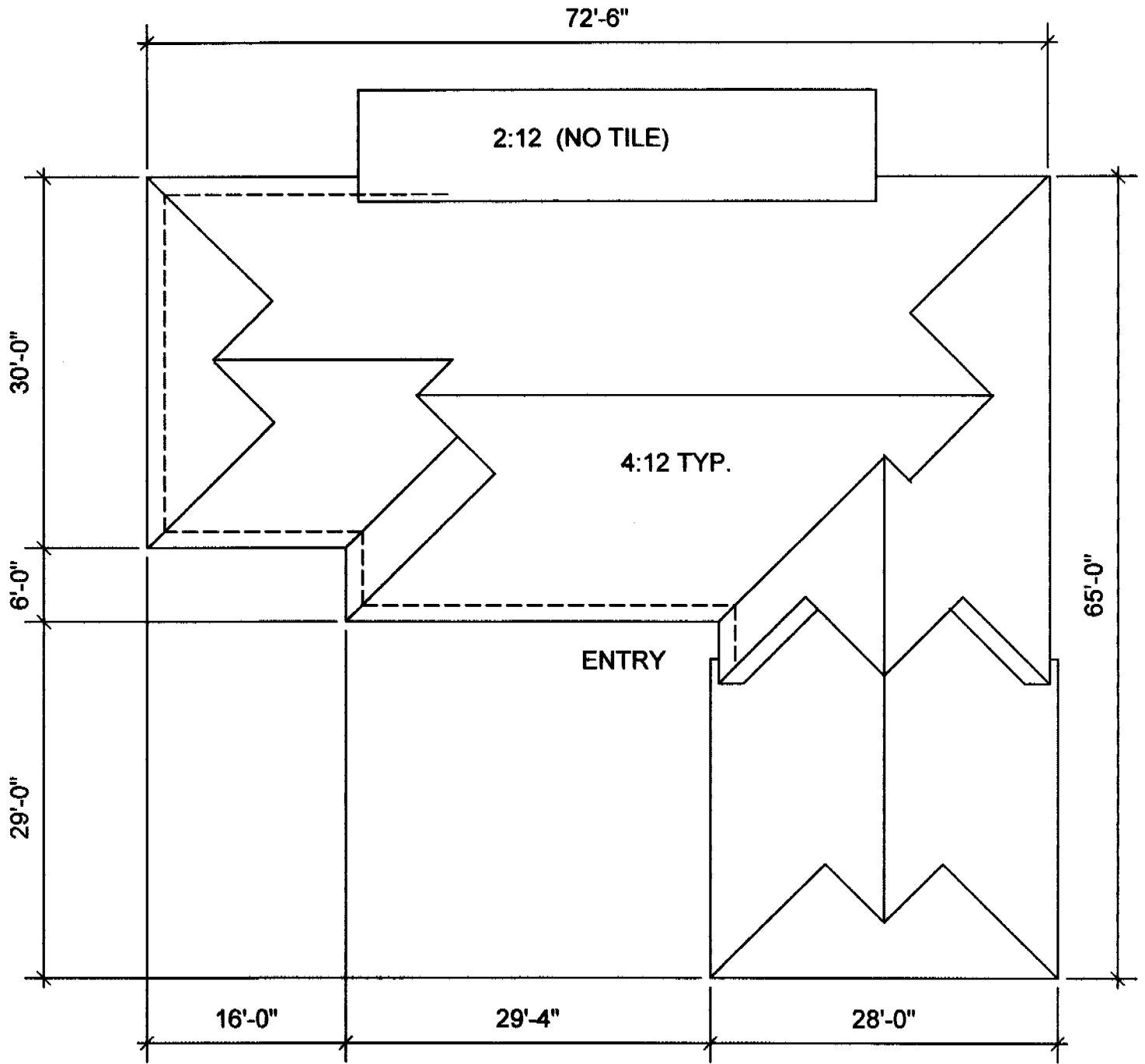
Check 2x6 rafter @ 24" o.c. for max. span of 12.5' (verify in field)

$$fv = 1.5 \times 12.5' / 2 \times 2' \times (10.1 + 16) \text{psf} / (8.25 \text{ in}^2) = 60 \text{psi} < 1.25 \times 95 \text{psi}$$

$$M = (10.1 + 16)(2')(12.5^2 / 8) = 1020 \text{ ft-lb}$$
$$fb = (1020)(12 \text{ in/ft}) / (7.5625 \text{ in}^3) = 1618 \text{psi} < 1.15 \times 1.25 \times 2050 \text{psi}$$

(per pre-'88 code)

$$\text{defl.} = 0.1 (1.02)(12.5^2) / 1 = 15.93 / 20.8 = 0.77" = L/195 > L/180$$
$$\text{defl. LL} = 0.62 \times 0.77 = 0.48" = L/314 > L/240$$



60180 SOUTH LAND PARK  
 SCHEMATIC ROOF PLAN  
 (DIMENSIONS ARE APPROXIMATE)

prior to installation of battens in accordance with Section 2.2.4.

**2.3.3 Eave Preparation:** Existing roof material shall be cut back to allow installation of a raised fascia board or eave closure material, flush with the end of the roof sheathing in accordance with Section 2.2.5.

**2.3.4 Flashing:** New pipe flashing and minimum 24-inch-wide (610 mm) metal valley flashing shall be installed over existing flashing. Existing chimney and wall-counter flashing shall be used only if they are in good condition and sufficient height exists to insert new tile flashing. Flexible flashing shall be used with profiled tiles.

**2.3.5 Wood Shakes and Shingles:** Existing wood shakes and shingles shall be removed and tiles installed as for new construction.

**2.4 Roof Classification:**

When installed in accordance with Section 2.2 of this report, the roof tiles are noncombustible roof coverings in accordance with Section 1504.1 of the UBC. When installed over minimum 15/32-inch-thick (11.9 mm) plywood, in accordance with Section 2.2 and in the reroofing applications described in Sections 2.3.1 through 2.3.4 of this report, the tiles are Class A roof coverings, in accordance with Section 1504.2 of the code.

**2.5 Identification:**

The underside of each field tile is imprinted with the Monier Lifetile LLC logo or the name Monier, Lifetile or Boral Lifetile. Pallets bear a tag with the Monier Lifetile LLC name and address, the evaluation report number (ICBO ES ER-2656) and the installed weight of the product. Cedarlite tiles also have an "M" imprinted on the top side of the tile.

**3.0 EVIDENCE SUBMITTED**

Reports of tests conducted in accordance with the ICBO ES Acceptance Criteria for Special Roofing Systems (AC07), dated April 1999, and installation and quality control details.

**4.0 FINDINGS**

That the extruded concrete interlocking roof tiles described in this report comply with the 1997 *Uniform Building Code*<sup>1</sup>, subject to the following conditions:

**4.1** They are manufactured, identified and installed in accordance with this report and the manufacturer's instructions.

**4.2** They are manufactured at plants located in Phoenix, Arizona; French Camp, California; Gilroy, California; Lathrop, California; Rialto, California; San Bernardino, California; Kapolei, Hawaii; Henderson, Nevada; Katy, Texas; and Tacoma, Washington.

This report is subject to re-examination in one year.

TABLE 1—TILE DIMENSIONS AND WEIGHTS

TILE DESIGNATION	INSTALLED WEIGHT <sup>1</sup> (psf)	LENGTH (inches)	WIDTH (inches)	HEIGHT (inches)
Espana	9.0	17	12 <sup>3</sup> / <sub>8</sub>	3
- Regular weight	5.5	17	12 <sup>3</sup> / <sub>8</sub>	3
- Duralite				
Espana, Tejas	9.0	16 <sup>1</sup> / <sub>2</sub>	13 <sup>1</sup> / <sub>8</sub>	2 <sup>3</sup> / <sub>4</sub>
Mission "S"				
- Monier 2000	9.5	16 <sup>1</sup> / <sub>2</sub>	13	2 <sup>1</sup> / <sub>2</sub>
Capri				
- Regular weight	9.5	17	12 <sup>3</sup> / <sub>8</sub>	2 <sup>1</sup> / <sub>8</sub>
- Duralite	5.5	17	12 <sup>3</sup> / <sub>8</sub>	2 <sup>1</sup> / <sub>8</sub>
Sentry Classic	9.5	16 <sup>1</sup> / <sub>2</sub>	13	2 <sup>1</sup> / <sub>4</sub>
Villa				
- Monier 2000	9.3	16 <sup>1</sup> / <sub>2</sub>	13	2 <sup>1</sup> / <sub>8</sub>
- Duralite	5.8	16 <sup>1</sup> / <sub>2</sub>	13	2 <sup>1</sup> / <sub>8</sub>
Roma	9.3	16 <sup>1</sup> / <sub>2</sub>	13	2
Classic "100"	9.5	16 <sup>1</sup> / <sub>2</sub>	13	1 <sup>3</sup> / <sub>4</sub>
Shake, Country Slate, Country Shake, Colonial Slate, and Split Shake				
- Regular weight	10.3	17	12 <sup>3</sup> / <sub>8</sub>	1 <sup>1</sup> / <sub>4</sub>
Shake, Sentry Slate, Country Shake, Country Slate, Country Split Shingle and Country Split Slate (Split Slate—Texas plant only)				
- Regular weight	10.3	16 <sup>1</sup> / <sub>2</sub>	13	1 <sup>1</sup> / <sub>4</sub>
Homestead	9.5	16 <sup>1</sup> / <sub>2</sub>	13	1 <sup>1</sup> / <sub>4</sub>
Split Shake and Slate Flat				
- Tradition	10.3	16 <sup>1</sup> / <sub>2</sub>	13	1 <sup>11</sup> / <sub>16</sub>
- Premium Duralite	7.4	16 <sup>1</sup> / <sub>2</sub>	13	1 <sup>11</sup> / <sub>16</sub>
Cedarlite	5.6	13 <sup>1</sup> / <sub>2</sub>	13	3/4
Monier 2000 Split Shake and Monier 2000 Slate	9.5	16 <sup>1</sup> / <sub>2</sub>	13	1
Duralite Split Shake, Duralite 2000 Shake and Duralite Slate	5.7	16 <sup>1</sup> / <sub>2</sub>	13	1

For SI: 1 inch = 25.4 mm, 1 psf = 0.0479 kPa.

<sup>1</sup>Installed weight was determined with a 3-inch headlap.