

**CITY OF SACRAMENTO**  
1231 I Street, Sacramento, CA 95814

Permit No: **0510499**  
Insp Area: **2**  
Thos Bros: **336J3**

Site Address: **2 STILL SHORE CT SAC**  
Parcel No: **031-1340-109**

Sub-Type: **NSFR**  
Housing (Y/N): **N**

ARCHITECT

CONTRACTOR  
FRANK R SKOVER & SONS  
910 FLORIN ROAD #101  
SACRAMENTO CA 95831


OWNER  
FR SKOVER/ASSOCIATES  
910 FLORIN RD 101  
SACRAMENTO, CA 95831

Nature of Work: **NEW 2 STORY SFR - 5858 SQ FT LIVING, 771 SQ FT GARAGE, 125 SQ FT PORCH**

**CONSTRUCTION LENDING AGENCY**: I hereby affirm under penalty of perjury that there is a construction lending agency for the performance of the work for which this permit is issued (Sec. 3097, Civ. C).

Lender's Name \_\_\_\_\_ Lender's Address \_\_\_\_\_

**LICENSED CONTRACTORS DECLARATION**: I hereby affirm under penalty of perjury that I am licensed under provisions of Chapter 9 (commencing with section 7000) of Division 3 of the Business and Professions Code and my license is in full force and effect.

License Class **B-1** License Number **693034** Date **9-28-05** Contractor Signature 

**OWNER-BUILDER DECLARATION**: I hereby affirm under penalty of perjury that I am exempt from the contractors License Law for the following reason (Sec. 7031.5, Business and Professions Code; any city or county which requires a permit to construct, alter, improve, demolish, or repair any structure, prior to its issuance, also requires the applicant for such permit to file a signed statement that he or she is licensed pursuant to the provisions of the Contractors License Law (Chapter 9 (commencing with Section 7000) of Division 8 of the Business and Professions Code) or that he or she is exempt therefrom and the basis for the alleged exemption. Any violation of Section 7031.5 by any applicant for a permit subjects the applicant to a civil penalty of not more than five hundred dollars (\$500.00);


I, as a owner of the property, or my employees with wages as their sole compensation, will do the work, and the structure is not intended or offered for sale (Sec. 7044, Business and Professional Code: The Contractors License Law does not apply to an owner of property who builds or improves thereon, and who does such work himself or herself or through his/her own employees, provided that such improvements are not intended or offered for sale. If, however, the building or improvement is sold within one year of completion, the owner-builder will have the burden of proving that he/she did not build or improve for the purpose of sale.)

I, as owner of the property, am exclusively contracting with licensed contractors to construct the project (Sec. 7044, Business and Professions Code: The Contractors License Law does not apply to an owner of property who builds or improves thereon, and who contracts for such projects with a contractor(s) licensed pursuant to the Contractors License Law).

I am exempt under Sec. \_\_\_\_\_ B & PC for this reason: \_\_\_\_\_  
Date \_\_\_\_\_ Owner Signature \_\_\_\_\_

**IN ISSUING THIS BUILDING PERMIT**, the applicant represents, and the city relies on the representation of the applicant, that the applicant verified all measurements and locations shown on the application or accompanying drawings and that the improvement to be constructed does not violate any law or private agreement relating to permissible or prohibited locations for such improvements. This building permit does not authorize any illegal location of any improvement or the violation of any private agreement relating to location of improvements.

I certify that I have read this application and state that all information is correct. I agree to comply with all city and county ordinances and state laws relating to building construction and hereby authorize representative(s) of this city to enter upon the above mentioned property for inspection purposes.

Date **9-28-05** Applicant/Agent Signature 

**WORKER'S COMPENSATION DECLARATION**: I hereby affirm under penalty of perjury one of the following declarations:  
I have and will maintain a certificate of consent to self-insure for workers' compensation as provided for by Section 3700 of the Labor Code, for the performance of work for which the permit is issued.

I have and will maintain workers' compensation insurance, as required by Section 3700 of the Labor Code, for the performance of the work for which this permit is issued. My workers' compensation insurance carrier and policy number are:  
Carrier **STATE FUND** Policy Number **1353214-01** Exp Date **04/04/2006**


(This section need not be completed if the permit is for \$100 or less) I certify that in the performance of the work for which this permit is issued, I shall not employ any person in any manner so as to become subject to the workers' compensation laws of California and agree that if I should become subject to the workers' compensation provisions of Section 3700 of the Labor Code, I shall forthwith comply with those provisions.

Date **9-28-05** Applicant Signature 

**WARNING: FAILURE TO SECURE WORKER'S COMPENSATION COVERAGE IS UNLAWFUL AND SHALL SUBJECT AN EMPLOYER TO CRIMINAL PENALTIES AND CIVIL FINES UP TO ONE HUNDRED THOUSAND DOLLARS (\$100,000) IN ADDITION TO THE COST OF COMPENSATION, DAMAGES AS PROVIDED FOR IN SECTION 3706 OF THE LABOR CODE, INTEREST AND ATTORNEY'S FEE.**

**THIS PERMIT SHALL EXPIRE BY LIMITATION IF WORK IS NOT COMMENCED WITHIN 180 DAYS.**

PAID  
CITY OF SACRAMENTO  
SEP 28 2005  
NEIGHBORHOODS PLANNING  
AND DEVELOPMENT SERVICES





CITY OF SACRAMENTO

www.cityofsacramento.org  
 Help Line: 1-916-808-5656 OR 1-866-EZ-PERMIT  
 Inspection: 1-916-808-7622

Downtown Permit Center  
 1231 I Street, Suite 200  
 Sacramento, CA 95814

North Permit Center  
 2101 Arena Blvd., Suite 200  
 Sacramento, CA 95834

**SITE DRAINAGE AND ENCROACHMENT QUESTIONNAIRE**

PARCEL # 031-1340-109 PERMIT # 0510499  
 SITE ADDRESS 2 Still Shore Ct ACREAGE \_\_\_\_\_

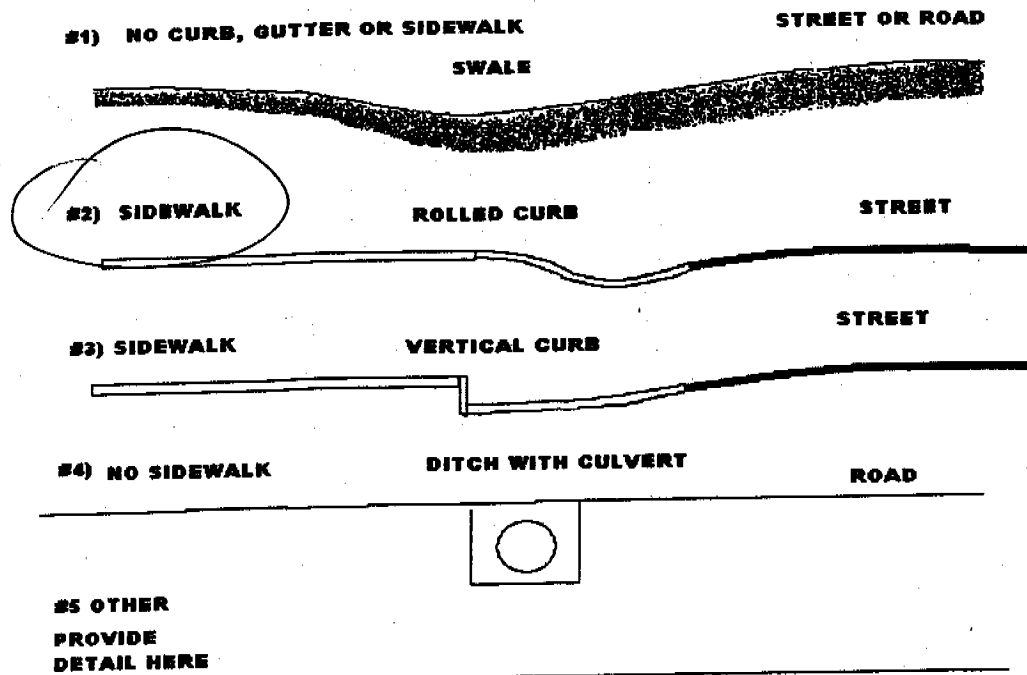
The City of Sacramento requires a building site to be graded to drain correctly and site drainage routed to an approved location. To help us understand the site drainage for your project and determine if a driveway permit or an encroachment permit is required please answer the following questions. All questions must be answered.

- |  |                                     |                                     |     |
|--|-------------------------------------|-------------------------------------|-----|
| 1. Are there existing structures on the site?                                      | Y                                   | <input checked="" type="radio"/> N  |     |
| 2. Is there an existing concrete or paved driveway to this parcel from the street? | <input checked="" type="radio"/> Y  | <input checked="" type="radio"/> *N |     |
| 3. Will the existing access to this parcel be changed in any way for this project? | *Y                                  | <input checked="" type="radio"/> N  |     |
| 4. Are all portions of the lot higher than the crown of the street?                | <input checked="" type="radio"/> Y  | *N                                  |     |
| 5. Are all portions of the lot higher than the back of the sidewalk?               | <input checked="" type="radio"/> Y  | *N                                  |     |
| 6. Is there a curb and gutter at the street level?                                 | <input checked="" type="radio"/> *Y | N                                   |     |
| 7. Is there a sidewalk with a curb and gutter at the street?                       | *Y                                  | <input checked="" type="radio"/> N  |     |
| 8. Is the curb at the street square?   | *Y                                  | <input checked="" type="radio"/> N  | N/A |
| 9. Is there a rolled curb at the street?   | <input checked="" type="radio"/> Y  | N                                   | N/A |
| 10. Is there a drainage ditch or culvert at the street?                            | <input checked="" type="radio"/> Y  | *N                                  | N/A |
| 11. Does the lot drain from back to front?   | <input checked="" type="radio"/> Y  | *N                                  |     |
| 12. Does the lot drain from front to rear?   | Y                                   | <input checked="" type="radio"/> *N |     |
| 13. Does another lot drain across this parcel?                                     | *Y                                  | <input checked="" type="radio"/> N  |     |
| 14. Does the lot drain from side to side?  | *Y                                  | <input checked="" type="radio"/> N  |     |
| 15. Does the site have an existing low area or drainage swale?                     | *Y                                  | <input checked="" type="radio"/> N  |     |
| 16. Does the drainage swale drain to an adjacent parcel?                           | *Y                                  | <input checked="" type="radio"/> N  | N/A |
| 17. Does the drainage swale drain to the street?                                   | <input checked="" type="radio"/> Y  | *N                                  | N/A |
| 18. Will existing drainage be re-routed?   | *Y                                  | <input checked="" type="radio"/> N  |     |
| 19. Will drainage ditches or culverts be constructed or modified?                  | *Y                                  | <input checked="" type="radio"/> N  | N/A |
| 20. Did this project require approval from the Zoning Administrator?               | *Y                                  | <input checked="" type="radio"/> N  |     |
| 21. Did the project require approval from the Planning Administrator?              | *Y                                  | <input checked="" type="radio"/> N  |     |

**SITE DRAINAGE AND ENCROACHMENT QUESTIONNAIRE**

- 22. Is there any tree, telephone pole, guy wire or similar obstruction located at the front of the property adjacent to the street or road? \*Y  N
- 23. Is this a corner lot? \*Y  N
- 24. Is the posted speed limit on this street greater than 25 MPH? \*Y  N
- 25. Is this parcel located on a four-lane street? \*Y  N
- 26. If site is greater than 1/2 acre has an erosion and sediment control plan been submitted? Y  \*N  N/A
- 27. If site disturbs 1 acre or more has a copy of the State General Permit NOI and SWPPP been submitted? Y  \*N  N/A
- 28. If site is part of a larger subdivision greater than 1 acre has a copy of the State General Permit NOI and SWPPP been submitted? Y  \*N  N/A

**CIRCLE THE DRAWING NUMBER BELOW THAT BEST ILLUSTRATES THE EXISTING CONDITION AT THE LOCATION OF THE PROPOSED DRIVEWAY OR SITE ACCESS.**



The information provided on this document is accurate. I understand that if this form is incomplete, contains inaccurate or misleading information, the project located at this address may be delayed until any drainage or encroachment issues are resolved to the satisfaction of the City of Sacramento.

SIGNED Frank R. Sherrin DATE 8.22.05  
 TITLE President  
 PHONE NO. 422-0852

0510499

### Insulation Certificate

This is to certify that insulation has been installed in conformance with the current energy regulations, California Administration code. Title 24, State of California, in the building located at:

Site Address: 2 (Lot 90) Still Shore Ct Sacramento CA  
Number Street City State

#### Ceilings:

Blow: Manufacturer Greenfiber Thickness N/A R / Value N/A  
Square Feet N/A # Bags / Lbs. Per Bag N/A

Batts: Manufacturer Johns Manville Thickness 13" R / Value R-38  
Batts: Manufacturer Johns Manville Thickness N/A R / Value N/A

#### Exterior Walls:

Manufacturer Johns Manville Thickness 6.5" R / Value R-19  
Manufacturer Johns Manville Thickness 3.5" R / Value R-15

#### Floor Insulation:

Manufacturer Johns Manville Thickness 6.5" R / Value R-19

Air Infiltration: (Title 24)

Yes  No

Other: \_\_\_\_\_  
\_\_\_\_\_

General Contractor: Skover & Sons Lic. # \_\_\_\_\_

By: \_\_\_\_\_ Title: \_\_\_\_\_ Date: \_\_\_\_\_

Insulation Contractor: Gold Star Insulation, Inc. Lic. # 797510

By: Patrice May Title: Admin Assistant Date: 3/21/06

## INSTALLATION CERTIFICATE CF-6R

**SITE ADDRESS:** SKOVER & SONS CONSTRUCTION, 2 STILL SHORE CT., SACRAMENTO, CA

An installation certificate is required to be posted at the building site or made available for all appropriate inspections. (The information provided on this form is required; however, use of this form to provide the information is optional.) After completion of final inspection, a copy must be provided to the building department (upon request) and the building owner at occupancy per section 10-103 (b).


### HEATING EQUIPMENT

<u>Equip. Type</u>	<u>CEC Certified Mfr. Name &amp; Model #</u>	<u># Of Identical Systems</u>	<u>Efficiency <math>\Delta</math>FUE</u>	<u>Duct Location</u>	<u>Duct Piping R-Val</u>	<u>Heating Load</u>	<u>Heating Capacity</u>
	<b>AMER. STANDARD</b>						
Furnace	AUC120C960B	1	92%	Attic	R.4	120,000	112,000
	AUC100C960B	1	92%	Attic	R.4	100,000	93,000

### COOLING EQUIPMENT

<u>Equip. Type</u>	<u>CEC Certified Mfr. Name &amp; Model #</u>	<u># Of Identical Systems</u>	<u>Efficiency <math>\Delta</math>SEER</u>	<u>Duct Location</u>	<u>Duct Piping R-Val</u>	<u>Cooling Load</u>	<u>Cooling Capacity</u>
	<b>AMER. STANDARD</b>						
Condenser	2A7B3060A1	2	13	Attic	R.4	56,500	40,000

I, the undersigned, verify that equipment listed above is: 1) is the actual equipment installed, 2) equivalent to or more efficient than that specified in the certificate of compliance (Form CF-1R) submitted for compliance with the Energy Efficiency Standards for residential building, and 3) equipment that meets or exceeds the appropriate requirements for manufactured devices (from the Appliance Efficiency Regulations or Part (6), where applicable.

  
Signature

7-9-07  
Date

**ASTRO AIR DESIGN, INC.**

WESTERN WINDOWS, INC.  
4391-A Pelt Drive  
Sacramento CA 95838  
(916) 922-5414-Office  
(916) 022-0712-Fax

INSTALLATION CERTIFICATE

CF-6R

Site Address: Lot 90-2 Still Shoe Court, Sacramento  
Permit Number: \_\_\_\_\_

FENESTRATION/GLAZING

WESTERN WINDOWS (Manufacturer)	Product U-Value CF-1R Value(1)	Product SHGC CF-1R Value(2)	# of Panes	Quantity of Like Product	Square Foot	Interior/ Exterior Shading Devices Overhand	Special Features
1. SLIDER	_____	_____	_____	3	58.0	NO	_____
2. SINGLE-RUNG	_____	_____	_____	6	148.0	NO	_____
3. FIXED	_____	_____	_____	30	660.0	NO	_____
4. PATIO DOOR	_____	_____	_____	18	245.0	NO	_____
5. CASEMENT	_____	_____	_____	_____	_____	NO	_____
6. _____	_____	_____	_____	_____	_____	_____	_____
7. _____	_____	_____	_____	_____	_____	_____	_____
8. _____	_____	_____	_____	_____	_____	_____	_____

(1) Manufactured fenestration products use the value from the product label. Field fabricated fenestration products use the default values from Section 116 of the Energy Efficiency Standards

(2) Installed U-Value must be less than or equal to values from CF-1R. Installed SHGC must be less than or equal to values from CF-1R, or a shading device (interior, exterior or overhand) is installed as specified on the CF-1R. Alternatively, installed weighted average U-Values for the total fenestration area are less than or equal to values from CF-1R.

I, the undersigned, verify that the fenestration/glazing listed above my signature: 1) is the actual fenestration product installed; 2) is equivalent to or has a lower U-Value and lower SHGC than that specified in the certificate of compliance (Form CF-1R) submitted for compliance with the Energy Efficiency Standards for residential buildings; and 3) the products meets or exceeds the appropriate requirement for manufactured devices (from Part 6), where applicable

Beverley Beicher  
Beverley Beicher, Pres.

6/28/07  
Date

WESTERN WINDOWS, INC.  
Installing Subcontractor

# INSTALLATION CERTIFICATE

(page 1 of 4)

CF-6R

2 STILLSTONE CT.  
Site Address

0510499  
Permit Number

An installation certificate is required to be posted at the building site or made available for all appropriate inspections. (The information provided on this form is required; however, use of this form to provide the information is optional. After completion of final inspection a copy must be provided to the building department (upon request) and the building owner at occupancy, per Section 16-103(b).

## HYAC SYSTEMS:

### Heating Equipment

Equip. Type (e.g., Heat Pump)	CEC Certified Mfr Name and Model Number	# of Identical Systems	Efficiency (AFUE, etc.) (CE-IR value)	Duct Location ( attic, etc.)	Duct or Piping R-value	Heating Load (Btu/hr)	Heating Capacity (Btu/hr)

### Cooling Equipment

Equip. Type (e.g., Heat Pump)	CEC Certified Compressor Unit Mfr Name and Model Number	# of Identical Systems	Efficiency (SEER, etc.) (CE-IR value)	Duct Location ( attic, etc.)	Duct R-value	Cooling Load (Btu/hr)	Cooling Capacity (Btu/hr)

2: reads greater than or equal to

I, the undersigned, verify that equipment listed above is: 1) the actual equipment installed 2) equivalent to or more efficient than that specified in the certificate of compliance (Form CF-1R) submitted for compliance with the Energy Efficiency Standards for residential buildings; and 3) the equipment meets or exceeds the appropriate requirements for manufacturer's devices (from the Appliance Efficiency Regulations of Part 6), where applicable.

Signature, Date

Installing Subcontractor (Co. Name)

OR General Contractor (Co. Name) OR Owner

## WATER HEATING SYSTEMS:

Water Heater Type	CEC Certified Mfr Name & Model Number	Distribution Type (Mid, Point-of-Use)	If Recirculation Control Type	# of Identical Systems	Rated Input (kW or Btu/hr)	Tank Volume (gallons)	Efficiency (E.F., P.E.)	Standby Loss (%)	External Insulation R-value
	ORR 55 NKRT		TIMBER	1	25100	73			6.76

1: For small gas storage (rated input of less than or equal to 75,000 Btu/hr), electric resistance and heat pump water heaters, list Energy Factor. For large gas storage water heaters (rated input of greater than 75,000 Btu/hr), list Recovery Efficiency, Standby Loss and Rated Input. For instantaneous gas water heaters, list Recovery Efficiency and Rated Input.

### Faucets & Shower Heads:

All faucets and showerheads installed are certified to the Commission, pursuant to Title 24, Part 6, Subchapter 2, Section 11.

I, the undersigned, verify that equipment listed above my signature: 1) is the actual equipment installed 2) is equivalent to or more efficient than that specified in the certificate of compliance (Form CF-1R) submitted for compliance with the Energy Efficiency Standards for residential buildings; and 3) the equipment meets or exceeds the appropriate requirements for manufacturer's devices (from the Appliance Efficiency Regulations of Part 6), where applicable.

  
Signature, Date

Installing Subcontractor (Co. Name) OR

General Contractor (Co. Name) OR Owner

COPY TO Building Department  
Building Owner at Occupancy

Revised March 1, 1996

0 2000

READ IF NEEDED

1 2000 00 00 00 00 00

DIAMOND WALL INSULATING STUCCO SYSTEM

JOB ADDRESS:

ICBO Report #4004

2 STILLSHORES CT

Date of Job Completion \_\_\_\_\_

PLASTERING CONTRACTOR:

Name: McCann Plastering Inc.

Address: 30 GOLDBROOK CT Roseville, CA 9578-2075

Telephone No: (916) 784-7274

Contractor Number of Diamond Wall System # 2264

This is to certify that the exterior coating system on the building exterior at the above address has been installed in accordance with the evaluation report specified above and the manufacturer's instructions.

Date \_\_\_\_\_

James M. Olsen  
Signature of authorized representative of  
Plastering Contractor

This installation card must be presented to the building inspector after completion of work and before final inspection.