

# SACRAMENTO METROPOLITAN

31



**Cable Television Commission**

RECEIVED  
CITY CLERKS OFFICE  
CITY OF SACRAMENTO

DEC 13 10 25 AM '85

SUITE 2500, 700 'H' ST., SACRAMENTO, CA 95814 • (916) 440-6661

ROBERT E. SMITH  
EXECUTIVE DIRECTOR

December 16, 1985


For Sacramento City Council Meeting of:  
December 23, 1985

To: Members, Sacramento City Council  
From: Bob Smith, Executive Director  
Subject: QUARTERLY STATUS REPORT - CABLE SYSTEM BUILD - THIRD QUARTER 1985

This is the Third Quarter Report for the period of July through September, 1985 and summarizes activities of the staff and the attached Quarterly Report from Sacramento Cable (SC) (Attachment 2) in each of seven areas: Administration, System Design, Construction, Affirmative Action/Employment, Community/Government Programming, Services and Complaints. This report summarizes the significant items from the regular staff Status Report. Similar reports and meeting presentations will be made to each of the participating jurisdictions so that all elected officials involved in our Joint Powers Agency are updated quarterly.

## Administration.

1. The Cable Commission office moved to its new location on 8th and J Streets on September 27, 1985. We are sharing this building with the City-County Library Administration offices. This move provides about 500 additional square feet to accommodate the production activities anticipated within the next year at a cost of approximately \$600 less annually than currently paid by the Commission. Please do not hesitate to visit us in our new office.
2. Commission Counsel, Brent Bleier, prepared disclosure forms in compliance with the Fair Political Practices Commission's recent legislation. These disclosure forms must be submitted by all persons addressing the Commission during their regular legislative Commission meeting as well as those persons who lobby Commission members on cable issues at other times.
3. Franchisee Fees totalling \$183,025.02 were distributed October 1, 1985 to the four participating jurisdictions. Pursuant to the Ordinance, which allocates funds according to population, \$114,756 was distributed to the County, \$64,425 to the City of Sacramento, \$2,562 to the City of Folsom, \$1,281 to the City of Galt.
4. The Auditor/Controller of the County of Sacramento is currently auditing the Cable Television Commission for the 1982-83, 1983-84, and 1984-85 fiscal years. The complete report is expected after the first of the year. These audits are being conducted pursuant to the Ordinance requirements.



**Construction.**

1.	Cumulative Target 12/83 - 9/30/85 300.6 Miles	SC Completed 311.8	Percent of Target Completed by SC 104%	Percent of Target Approved by Public Works 0
----	---	--------------------------	--	--

As of the end of the Quarter, SC completed 311.8 miles of construction including 73.3 miles of joint-trench in new subdivisions. This represents approximately 104% of the construction mileage target of 300.6 miles.

2. The Table below compares the Quarterly Construction totals to the Census Tract Progression Schedule.

	<u>Census Tract Comparison</u>			
	<u>Low</u>	<u>Medium</u>	<u>High</u>	<u>Total</u>
Schedule	19.17	31.45	249.94	300.56
Actual	<u>12.63</u>	<u>86.88</u>	<u>212.30</u>	<u>311.81</u>
Percent	66%	276%	85%	104%

Dave Conkle, SC's Construction Manager, estimates 6 to 7 miles of Downtown aerial construction originally planned for the Third Quarter will be completed in the Fourth Quarter. This will bring the Low Income mileage back on target. Production was higher in the Middle Income underground areas than scheduled, accounting for the 276% of the 31.45 mile target there. High Income completion of 85% of the 181.8 mile target is not a significant variance in a project of this magnitude.

3. The first Ordinance milestone requiring that Basic Service be made available to 20% of the homes in the Imposed Service Area is November 22, 1985. Sacramento Cable will report their compliance or noncompliance with that Ordinance milestone with their Fourth Quarterly report which is due on February 1, 1986.

**Design.**

1. Dane Ericksen of Hammett and Edison, the Commission's consulting engineer, began activation testing of the headend distribution systems on November 20, 1985. A complete report on the system's compliance with technical standards and availability of all electronic services is expected in December.
2. Despite lobbying efforts by the Commission utilizing its engineer and legislative representative in Washington, the FCC acted to preempt the ability of local jurisdictions to enforce technical standards. The actual regulations have not yet been codified so the impact, if any, on Sacramento is not exactly known.
3. Dick Davis, SC's General Manager, reported in November that the system now had over 1,600 subscribers with 60 new subscribers being added each day. In addition to activation in the Natomas area, homes are now being wired in Fair Oaks.

**Affirmative Action/Employment.**

1. Al' Brown, the Clerk of the Cable Commission from its inception, has transferred to the County to work for Supervisor Illa Collin. The Commission and its staff will greatly miss Al'. Her competence and professionalism were a credit to our office during her tenure. Sacramento County has been retained to coordinate the recruitment and selection process. We anticipate having a new department secretary on board by January 30, 1986.
2. As of September 30, 1985, SC had 94 full-time employees. A summary of the progress made by SC in meeting their affirmative action goals is attached as Attachment 1. Below is a comparison of the Resolution goals and the progress made by SC in meeting those goals during the third quarter of 1985 ending September 30, 1985:

Goal 1) 23% of all locally purchased goods and services must be procured from minority and female owned (MBE/FBE) vendors.

During the third quarter 1985, SC expended 5% of their local procurement dollars or \$16,400 to minority and female owned firms. This is a reduction from previous quarters bringing their total MBE/FBE procurement to date to 12%.

Goal 2) Preference given to local persons for employment and local firms for contracting opportunities.

As of September 30, 1985, 60% or 56 members of SC's internal staff were local hires and 85% or 168 members of the construction workers hired by SC contractors and subcontractors were local hires.

Goal 3) Achieving population parity in employment for minorities (23%), women (51%), and the disabled community (5%).

As of September 30, 1985, SC's internal work force had a total minority representation of 23% or 22 staff members. Their female work force totalled 36% (34 staff members) and 1% (1 staff member) of the work force was disabled. The minority representation in SC's construction contractors' work force was 43% (85 workers) and 4% (8 workers) female representation.

Staff has done an analysis of the distribution of minority and female workers among various job categories. In the officials and managers category, minorities represented 11% (3 out of a total 27 employees), and females represented 22% (6 out of a total 27 employees). In the professional category which consisted of a total of 3 employees, minorities had a 33% representation (1) and female had no representation. A complete breakdown of minority and female representation in various job categories is included in Attachment 1.

- Goal 4) Awarding 23% of all construction dollars to minority and female owned vendors.

During the third quarter of 1985, SC expended 56% or \$1,506,623 of their construction dollars to minority and female construction firms bringing their total to date to 39%.

- Goal 5) Providing barrier free access to all facilities.

As reported earlier, staff is awaiting the completion of the headend at 13th and N Streets in order to have this facility inspected by the County Handicap Compliance Officer.

- Goal 6) Implementing training and scholarship programs outlined in the application.

The installer training program held through Los Rios Community College District began on August 27th. There are currently 14 cable installer trainees at Cosumnes River College, and seven (50%) are minorities and one (7%) is female. In addition, SC is operating an in-house on-the-job (OJT) training program in cooperation with the Joint Training Partnership Act (JTPA). There are currently four OJT trainees of which two (50%) are minority, and one (25%) is female.

With the exception of the minority procurement goal, SC is at or has exceeded their goals for minority hiring and is making progress toward their goals for female hiring on their internal work force.

Staff is optimistic that more progress will be made toward increasing minority and female representation within job categories and making progress in the procurement category.

#### **Community/Government Programming.**

Below is a brief summary of the quarterly activity and financial reports submitted by each of the grantees for the third quarter 1985:

KVIE. Revenue received during this quarter, \$15,625. Total expenditures \$13,303. Gayle Loeber, KVIE's new Cable Coordinator hired in September, researched the character generator system as well as automatic playback system for Cable Channel 7. In addition, she developed a block of programming which will begin in January or as soon as possible after the cable company provides the necessary equipment.

Sacramento Educational Cable Consortium. Revenue received, \$31,275. Total expenditures, \$15,460. The Educational Consortium began cablecasting over 50 hours a week of programming consisting of 20 hours of K-12 programming, 20 hours of Community College Programming, and 10 hours of University programming. In addition, Saturday and Sunday mornings have a heavy emphasis on alternative

viewing for younger children. The programs are distributed via an ITFS system located at California State University, Sacramento (CSUS).

Sacramento Community Cable Foundation. Revenue received, \$104,048. Total expenditures, \$40,458. During this quarter, the Foundation hired Donna Parsons as their Community Outreach Coordinator. The Foundation also prepared funding guidelines for their major and mini grant programs which will begin in October. The Foundation contacted over 1,300 community organizations and individuals regarding the grant guidelines information workshops held in October.

Sacramento Metropolitan Cable Television Commission. Revenue received, \$6,250. Total expenditures, \$6,194. Metrocable 28 was on the cable system on the day of activation with a 24 hour video bulletin board containing over 50 different messages from the Cities of Folsom, Galt, and Sacramento as well as the County and Cable Television Commission. Two locally produced programs were also cablecast. An intern provided through Sacramento County has been editing together the program masters for distribution every evening between the hours of 7 and 8 p.m. Commission staff is working on a set of policies to utilize the Commission staff and resources to cablecast the legislative bodies beginning in late 1986. As prescribed in the Joint Powers Agreement, these policies will be brought to you for your approval in early 1986.

KXPR. Income reported - none (although SC's \$3,125 grant was distributed in a timely manner). Total expenditures - \$10,525. Telephone distribution lines have been ordered and scheduled for installation at KXPR's new studios located at 6416 American River Drive. KXPR has also expanded their proposed audio program schedule to 6:00 a.m. to 12:00 midnight.

Religious Coalition for Religious Television. Helen Gunderson replaced Conway Lanford as the Coalition's Cable Coordinator. The Religious Coalition has been making plans to distribute the many hours of locally produced programs they have in their library.

#### **Consumer Protection/Complaints/Inquiries.**


Staff received 65 complaints/inquiries during the Quarter.

- 1 - Wage Rates
- 21 - General Construction
- 29 - Pedestals/Front Yards
- 1 - Affirmative Action
- 5 - Access/Rights of Way
- 1 - Programming/Reception

- 5 - Miscellaneous
- 2 - Compliments from satisfied residents

The majority of the complaints (29) were generated as a result of the placement of the pedestals in front yards. SC has been following the procedures established by the Commission to mitigate pedestal placement. The 21 General Complaints included calls about gravel in driveways, poor yard restoration or wires too low, and others about general construction. The 5 miscellaneous calls were about home satellite services or rates, and the 5 calls about access were from individuals wishing to know about a cable operator's rights to use easements and rights-of-way. Of the 5 remaining inquiries/complaints; one was regarding Affirmative Action and was referred to the Human Rights Commission, one was about wage rates, and one was about programming. The Commission also received two letters from homeowners who were pleased with SC's handling of their complaints.

Staff recommends that you receive and file this report.

  
BOB SMITH, Executive Director  
Sacramento Metropolitan Cable  
Television Commission

RES:k1

Attachments:

1. Summary of SC's Employment Report
2. SC's Third Quarter 1985 Report

85-950

**THIRD QUARTER 1985**  
**(Ending September 30, 1985)**

<b>Procurement</b>	<b>This Quarter</b>	<b>To Date</b>
Total Expended	\$ 336,072	\$1,593,066
Total to MBE/FBE	16,400	188,537
Percentage to MBE/FBE	5%	12%

**Construction**

Total Expended	\$2,682,494	\$6,414,494
Total to MBE/FBE	1,506,623	2,527,623
Percentage to MBE/FBE	56%	39%

---

<b>Sacramento Cable Staff</b>	<b>No. of Employees</b>	<b>Percentage</b>
Total Full-Time Employees	94	100%
Black	10	11%
Hispanic	8	8%
Asian	4	4%
Total Minorities	22	23%
Female	34	36%
Male	60	64%
Local	56	60%
Non-local	38	40%
Disabled	1	1%
Nondisabled	93	99%

---

<b>Job Category</b>	<b>Total Employees</b>	<b>Minority</b>		<b>Female</b>	
		<b>Number</b>	<b>Percent</b>	<b>Number</b>	<b>Percent</b>
Officials & Managers	27	3	11%	6	22%
Professionals	3	1	33%	0	0%
Technicians	28	3	11%	6	21%
Salesworkers	7	0	0%	0	0%
Office & Clerical	26	10	38%	22	85%
Laborers	3	2	66%	0	0%

---

<b>Construction Workers</b>	<b>No. of Employees</b>	<b>Percentage</b>
Total Workers-as reported by GSAP (average for quarter)	197	100%
Minorities	85	43%
Non-minorities	112	57%
Female	8	4%
Male	189	96%
Local	168	85%
Non-local	29	15%

1 1985



SACRAMENTO CABLE  
TELEVISION

October 30, 1985

Mr. Robert Smith  
Executive Director  
Sacramento Metropolitan Cable  
Television Commission  
1010 8th Street  
Sacramento, CA 95814


Dear Bob:

Enclosed are Sacramento Cable's reports for the third quarter of 1985 covering:

1. System Employment - We increased our staff greatly during the third quarter and we are making strong progress toward meeting our minority/female goals.
2. Contractor Employment, Certified by GSAP - Minority goals continue to be exceeded.
3. Construction - Construction activity increased significantly during the third quarter.
4. Procurement.

I will be happy to provide any additional information.

Sincerely,

  
Richard J. Davis  
General Manager

RJD:jhj

enclosures

cc: Michael Callaghan  
Joan Hendricks





SACRAMENTO CABLE  
TELEVISION

October 31, 1985

I, Michael W. Callaghan, as Chief Executive Officer  
of the Scripps Howard - River City Cablevision partnership  
known as Sacramento Cable, hereby certify the 1985  
Third Quarterly Report.

A handwritten signature in cursive script, appearing to read "M W Callaghan", written over a horizontal line.

Michael W. Callaghan

Date: 10/15/85Reporting Period: July, August, September 1985

## QUARTERLY EMPLOYEE REPORT

Prepared By: Carolina Hernandez

## FULL-TIME EMPLOYEES

(List full-time employees working entire quarter)

Job Categories	All Employees					Male						Female					
	Total	Local	Male	Female	Disabled	White	Black	Hispanic	Asian	Native	Other	White	Black	Hispanic	Asian	Native	Other
						Non-Hispanic	Non-Hispanic	(all races)	Pacific Islanders			American	Non-Hispanic	Non-Hispanic	(all races)		
Officials & Managers	26	8	20	6	-	20	-	-	-	-	-	3	2	1	-	-	-
Professionals	2	-	2	-	-	2	-	-	-	-	-	-	-	-	-	-	-
Technicians	17	9	14	3	-	13	-	-	1	-	-	1	-	1	1	-	-
Sales Workers	-	-	-	-	-	-	-	-	-	-	-	-	-	-	-	-	-
Office & Clerical	11	10	1	10	-	1	-	-	-	-	-	5	1	3	1	-	-
Laborers	2	2	2	-	-	-	1	1	-	-	-	-	-	-	-	-	-
Total	58	29	39	19	-	36	1	1	1	-	-	9	3	5	2	-	-

Reporting Period: July, August, September 1985

Prepared By: Carolina Hernandez

PART-TIME EMPLOYEES

(Includes all part-time temporary and permanent personnel)  
 (List number of persons and number of full-time equivalents (FTE) for each category)

Categories	All Employees					Male						Female					
	Total	Local	Male	Female	Disabled	White Non-Hispanic	Black Non-Hispanic	Hispanic (all races)	Asian Pacific Islanders	Native American	Other	White Non-Hispanic	Black Non-Hispanic	Hispanic (all races)	Asian Pacific Islanders	Native American	Other
Managers & Supervisors																	
Professionals																	
Technicians	1 0.801					1 0.801											
Production Workers																	
Office & Clerical	1 0.348											1 0.348					
Laborers																	
Total	2 1.149					1 0.801						1 0.348					

Reporting Period: July, August, September 1985

QUARTERLY EMPLOYEE REPORT

Prepared By: Carolina Hernandez

NEW HIRES

(I. List number of persons hired this quarter in permanent, full-time positions)

Job Categories	All Employees					Male						Female					
	Total	Local	Male	Female	Disabled	White Non-Hispanic	Black Non-Hispanic	Hispanic (all races)	Asian Pacific Islanders	Native American	Other	White Non-Hispanic	Black Non-Hispanic	Hispanic (all races)	Asian Pacific Islanders	Native American	Other
Officials & Managers	1	-	1	-	-	1	-	-	-	-	-	-	-	-	-	-	-
Professionals	1	-	1	-	-	-	-	-	1	-	-	-	-	-	-	-	-
Technicians	11	8	8	3	-	6	2	-	-	-	-	3	-	-	-	-	-
Sales Workers	7	3	7	-	-	7	-	-	-	-	-	-	-	-	-	-	-
Office & Clerical	15	15	3	12	1	-	3	-	-	-	-	10	1	1	-	-	-
Laborers	1	1	1	-	-	-	-	1	-	-	-	-	-	-	-	-	-
<b>Total</b>	<b>36</b>	<b>27</b>	<b>21</b>	<b>15</b>	<b>1</b>	<b>14</b>	<b>5</b>	<b>1</b>	<b>1</b>	<b>-</b>	<b>-</b>	<b>13</b>	<b>1</b>	<b>1</b>	<b>-</b>	<b>-</b>	<b>-</b>

II. Please list job titles, number of positions, and brief job description for all positions not previously reported.

III. Please indicate all full-time positions which have been vacant more than one month during the past 12-month period of time, as well as those positions eliminated during this quarter.

FORM CTC-20-3

Revised 4/85

# GREATER SACRAMENTO AREA PLAN

2220 Watt Ave., Suite B-5 • Sacramento, CA 95825 • (916) 489-3685

October 9, 1985

Ms. Carolina Hernandez  
 Sacramento Cable Television  
 4350 Pell Drive  
 Sacramento, CA 95838

RE: Quarterly Report  
 July through September, 1985

Dear Ms. Hernandez:

Enclosed herewith please find copies of the Certified Payrolls, Monthly Employment Utilization Reports (CC-257) and Davis-Bacon Interviews for the period of July 1, 1985 through September 30, 1985.

The following information is a summary by month, for the third quarter, 1985:

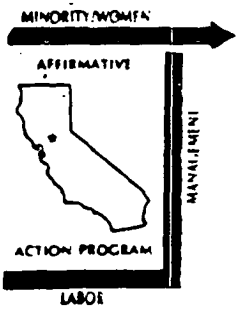
JULY, 1985

Contractor	Total Employees	Minority Employees	Female Employees	Local Hires	Non M-F
K & B America	10	7	0	9	0-0
AM Paving	13	10	0	12	0-0
Phase II	2	0	0	2	0-0
Hood Communications	35	19	3	26	2-0
McCourt Cable	1	0	0	0	1-0
Cajun Cable	3	3	0	3	4-0
Can-Am Construction	31	6	0	26	10-1
Woods-Alta Group	42	22	0	38	6-0
Com Temps Cable	30	7	1	27	7-3

Project Totals: 167 74 4 143 30-4

July Percentages: Minority: 44% Female: 02%  
 Female: 02% Local Hires: 87%

Continued...



DUANE WIGGINS  
 Executive Director

EMPLOYERS:  
 Construction  
 General &  
 Specialty Contractors

Construction  
 Trade Unions

Minority Organizations

Ms. Carolina Hernandez  
 October 9, 1985  
 Page Two

AUGUST, 1985

Contractor	Total Employees	Minority Employees	Female Employees	Local Hires	Non M-F
K & B America	9	6	0	8	0-0
AM Paving	19	9	0	16	0-0
Phase II	2	0	0	2	0-0
Hood Communications	40	22	3	29	2-0
McCourt Cable	1	0	0	0	1-0
Cajun Cable	16	11	0	16	4-0
Can-Am Construction	30	7	0	29	11-1
Woods Alta Group	31	16	4	33	6-0
Com Temps Cable	42	16	3	37	7-3
Schenck Construction	5	5	0	4	2-0

Project Totals: 195 92 10 174 33-4

August Percentages: Minority: 47% Female: 02%  
 Female: 5%  
 Local Hires: 90%

SEPTEMBER, 1985


Contractor	Total Employees	Minority Employees	Female Employees	Local Hires	Non M-F
K & B America	11	6	0	10	0-0
AM Paving	24	10	1	21	0-0
Phase II	2	0	0	2	0-0
Hood Communications	34	13	2	20	4-0
McCourt Cable	1	0	0	0	1-0
Cajun Cable	18	11	0	18	7-0
Can-Am Construction	26	4	0	24	14-1
Woods Alta Group	34	17	3	31	9-0
Com Temps Cable	49	16	5	36	8-4
Schenck Construction	10	9	0	9	2-0
Cable Crafters	19	3	0	17	2-0

Project Totals: 228 89 11 188 47-5

September Percentages: Minority: 39% Female: 02%  
 Female: 05%  
 Local Hires: 82%

Should you have any questions, please do not hesitate to contact this office.

Sincerely,

  
 Manuel Wiggins  
 Executive Director

MW:dlk

THIRD QUARTER OF 1985

NEW HIRES

PART II

<u>JOB TITLE</u>	<u>NUMBER OF POSITIONS</u>
Accounts Receivable Clerk	1
Activation Technician/Tech II	1
Collections Agent	1
Computer Manager	1
Computer Operator	2
Computer Operator/Operations	1
Converter Issue Clerk	2
Customer Service Representative	6
Data Entry Clerk	1
Designer	1
Dispatcher	1
Head End/Microwave Technician	1
House Technician	1
Installer	1
Repair Field Technician	1
Sales Representatives	7
Senior Accountant	1
Telemarketing Representative	1

THIRD QUARTER OF 1985

NEW HIRES

PART III

FULL-TIME POSITIONS THAT HAVE BEEN VACANT FOR MORE THAN ONE  
MONTH DURING THE PAST 12-MONTH PERIOD:

None.

POSITIONS ELIMINATED DURING THIS QUARTER:

Warehouse Supervisor \*

\* Replaced by Lead Warehouseperson.



TO: SACRAMENTO METROPOLITAN CABLE TELEVISION COMMISSION  
700 "H" Street, Suite 2500  
Sacramento, California 95814

RE: QUARTERLY CONSTRUCTION PROGRESS CERTIFICATION

Quarter Ending September 30, 1985

1-1 I certify that the construction of the cable television system as of this date is in full and complete compliance with the Census Tract Progression Tables that were submitted to the Commission on May 28, 1985 as to underground construction and aerial construction.

1-1 I certify that the construction of the cable television system as of this date is not in full and complete compliance with the Census Tract Progression Tables that were submitted to the Commission on May 28, 1985 as to underground construction and aerial construction in the following particulars:

\_\_\_\_\_

\_\_\_\_\_

\_\_\_\_\_

To the best of my knowledge and belief, construction of the cable television system will achieve full and complete compliance with the aforementioned Census Tract Progression Tables on or about

\_\_\_\_\_  
(date)

Very truly yours,

SACRAMENTO CABLE TELEVISION,  
a General Partnership

By X   
Chief Executive Officer

CONSTRUCTION MILEAGE PROGRESSION

PROPOSED PER EXHIBIT B

COMPLETED

	Tract	Low	Medium	High	Permit /	Low	Medium	High
1	81.08				Aerial Const.		2.00	
2	79.02				Aerial Const.			3.85
3	82.04				Aerial Const.		.87	
4	82.03				Aerial Const.			.91
5	81.09				Aerial Const.			6.02
6	81.10				Aerial Const.			7.95
7	81.08				Aerial Const.		6.05	
8	79.01				Aerial Const.			1.63
9								
10								
11								
12								
13								
14								
15								
16								
17								
18								
19								
20								
21								
22								
23								
24								
25								
	<b>Current Total</b>	19.11	.70	181.79		6.90	55.88	93.47
	<b>Previous Quarter</b>	-0-	27.35	56.35		5.73	31.00	118.83
	<b>Cumulative Total</b>	19.17	31.45	249.94		12.63	86.88	212.30
	<b>Grand Total</b>	19.17	31.45	249.94		12.63	86.88	212.30

**PROPOSED PER EXHIBIT B**

**COMPLETED**

1  
2  
3  
4  
5  
6  
7  
8  
9  
10  
11  
12  
13  
14  
15  
16  
17  
18  
19  
20  
21  
22  
23  
24  
25

Tract	Low	Medium	High	Permit /	Low	Medium	High
SEE ATTACHED SHEET FOR TOTAL TO DATE				Joint Trench	2.31	7.54	8.71
SEE ATTACHED SHEET FOR TOTAL TO DATE				MDU UG Const.	.10	3.90	1.40
11				UG Construction	.34		
12				UG Construction	.17		
67				UG Construction	.55		
70.02				UG Construction			29.98
80.01				UG Construction			4.59
80.03				UG Construction			.73
80.04				UG Construction		1.31	
81.08				UG Construction		7.73	
81.09				UG Construction			2.03
81.10				UG Construction			18.77
12				Aerial Const.	.49		
5				Aerial Const.	.78		
11				Aerial Const.	.09		
53				Aerial Const.	.99		
69				Aerial Const.	.92		
67				Aerial Const.	.16		
70.01				Aerial Const.		13.79	
70.02				Aerial Const.		11.86	
80.01				Aerial Const.			4.56
80.03				Aerial Const.			2.10
82.05				Aerial Const.			.24
81.05				Aerial Const.		.37	
81.06				Aerial Const.		.46	
Current Total							
Previous Quarter							
Cumulative Total							
Grand Total							

10/10/85

SACRAMENTO CABLE TELEVISION

Reporting Period: 7/1/85-9/30/85

QUARTERLY CONSTRUCTION SUMMARY SHEET

Prepared By: David Conkle

Total Number Contractors	Number of Local Contractors	Estimated Total Contract Amount	Total Expended to Date	Total Expended This Qtr.	Total MBE/FBE Expended to Date	Total MBE/FBE Expended This Qtr.	% Expended to MBE/FBE to Date	% Expended to MBE/FBE This Qtr.	Total Number of MBE Contractors	Total Number of FBE Contractors
9	5	31,668K	6,414,509	2,682,494	2,527,149	1,506,623	.39	.56	4	-0-

\*Johnson Woods Group Contract Amount is not counted in the Estimated Total Contract Amount. Total Expended to Date has their amount expended included in the MBE/FBE Expended to Date.