

CITY OF SACRAMENTO

1231 I Street, Sacramento, CA 95814

Permit No: 0114677

Insp Area: 4

Thos Bros: 277 B5

Site Address: 1908 PEBBLEWOOD DR SAC

Parcel No: 225-0700-052

Sub-Type: REP

Housing (Y/N): N

CONTRACTOR

OWNER

CASTORENA XAVIER C/MARIA T
1908 PEBBLEWOOD DR
SACRAMENTO CA 95833

ARCHITECT

Nature of Work: T/O SHEET REROOF WITH LIGHT WEIGHT TILE

CONSTRUCTION LENDING AGENCY: I hereby affirm under penalty of perjury that there is a construction lending agency for the performance of the work for which this permit is issued (Sec. 3097, Civ. C).

Lender's Name _____

Lender's Address _____

LICENSED CONTRACTORS DECLARATION: I hereby affirm under penalty of perjury that I am licensed under provisions of Chapter 9 (commencing with section 7000) of Division 3 of the Business and Professions Code and my license is in full force and effect.

License Class _____

License Number _____

Date _____

Contractor Signature _____

OWNER-BUILDER DECLARATION: I hereby affirm under penalty of perjury that I am exempt from the contractors License Law for the following reason (Sec. 7031.5, Business and Professions Code; any city or county which requires a permit to construct, alter, improve, demolish, or repair any structure, prior to its issuance, also requires the applicant for such permit to file a signed statement that he or she is licensed pursuant to the provisions of the Contractors License Law (Chapter 9 (commencing with Section 7000) of Division 8 of the Business and Professions Code) or that he or she is exempt therefrom and the basis for the alleged exemption. Any violation of Section 7031.5 by any applicant for a permit subjects the applicant to a civil penalty of not more than five hundred dollars (\$500.00);

I, as a owner of the property, or my employees with wages as their sole compensation, will do the work, and the structure is not intended or offered for sale (Sec. 7044, Business and Professional Code: The Contractors License Law does not apply to an owner of property who builds or improves thereon, and who does such work himself or herself or through his/her own employees, provided that such improvements are not intended or offered for sale. If, however, the building or improvement is sold within one year of completion, the owner-builder will have the burden of proving that he/she did not build or improve for the purpose of sale.)

I, as owner of the property, am exclusively contracting with licensed contractors to construct the project (Sec. 7044, Business and Professions Code: The Contractors License Law does not apply to an owner of property who builds or improves thereon, and who contracts for such projects with a contractor(s) licensed pursuant to the Contractors License Law).

I am exempt under Sec. _____ B & PC for this reason: _____

Date 11/14/01

Owner Signature *[Signature]*

IN ISSUING THIS BUILDING PERMIT, the applicant represents, and the city relies on the representation of the applicant, that the applicant verified all measurements and locations shown on the application or accompanying drawings and that the improvement to be constructed does not violate any law or private agreement relating to permissible or prohibited locations for such improvements. This building permit does not authorize any illegal location of any improvement or the violation of any private agreement relating to location of improvements.

I certify that I have read this application and state that all information is correct. I agree to comply with all city and county ordinances and state laws relating to building construction and hereby authorize representative(s) of this city to enter upon the abovementioned property for inspection purposes.

Date 11/14/01

Applicant/Agent Signature *[Signature]*

WORKER'S COMPENSATION DECLARATION: I hereby affirm under penalty of perjury one of the following declarations:

I have and will maintain a certificate of consent to self-insure for workers' compensation as provided for by Section 3700 of the Labor Code, for the performance of work for which the permit is issued.

I have and will maintain workers' compensation insurance, as required by Section 3700 of the Labor Code, for the performance of the work for which this permit is issued. My workers' compensation insurance carrier and policy number are:

Carrier _____

Policy Number _____

Exp Date _____

(This section need not be completed if the permit is for \$100 or less) I certify that in the performance of the work for which this permit is issued, I shall not employ any person in any manner so as to become subject to the workers' compensation laws of California and agree that if I should become subject to the workers' compensation provisions of Section 3700 of the Labor Code, I shall forthwith comply with those provisions.

Date 11/14/01

Applicant Signature *[Signature]*

WARNING: FAILURE TO SECURE WORKER'S COMPENSATION COVERAGE IS UNLAWFUL AND SHALL SUBJECT AN EMPLOYER TO CRIMINAL PENALTIES AND CIVIL FINES UP TO ONE HUNDRED THOUSAND DOLLARS (\$100,000) IN ADDITION TO THE COST OF COMPENSATION, DAMAGES AS PROVIDED FOR IN SECTION 3706 OF THE LABOR CODE, INTEREST AND ATTORNEY'S FEE.

THIS PERMIT SHALL EXPIRE BY LIMITATION IF WORK IS NOT COMMENCED WITHIN 180 DAYS.

Q114677

Pacific Consulting Engineers

2150 Bell Ave., Suite 145 • Sacramento, CA 95838 • (916) 564-6028 • Fax: (916) 564-6029

November 12, 2001

Mr. & Mrs. Xavier Castorena
1908 Pebblewood Dr
Sacramento, CA

Handwritten:
11-14-2001

RE: Re-roof at your residence on 1908 Pebblewood Dr., Sacramento, CA
This inspection and letter is our Job # 01-1470.

Dear Mr. Castorena:

Per your request, on November 7, 2001, I performed a visual inspection of existing roof framing at the aforementioned residence. The purpose was to determine if the existing roof framing is acceptable to support a light weight tile instead of the existing wood shake.

The existing 1 story residence is approximately 1700 sf with at least three bedrooms. The existing roof framing consisted of pre-manufactured trusses spaced at 24" c.c.. The trusses were constructed of 2x4 df framing members. Over the trusses is 1x4 skip sheathing, 15# felt and wood shake. Please see attachment 1 of 2 for a sketch of the existing roof plan.

ISSUED
NOV 14 2001
Sacramento Building Division

Based on the inspection, please be advised that it is structurally acceptable to remove the existing wood shake roofing material that weighs approximately 3 psf and replace it with a light weight tile (6.5 psf or less - 650# per square installed weight) on the aforementioned residence. The new material is approximately 3.5 psf heavier and will not adversely affect the existing roof structure. Please see attachment 2 of 2 for the calculation of the dead load to the top chord of the trusses.

It was noted that the eave members extending out at the front of the garage, at the dutch hip area, had a slight of amount of deflection, within the code allowed limits.

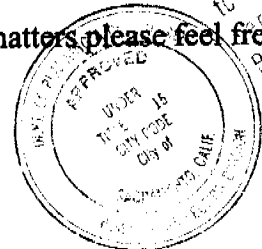

Thus, it is my professional opinion that the removal of the existing wood shake and the placement of the light weight tile will not have an adverse affect on the structural integrity of the existing structure.

This recommendation is based on my initial inspection and if any damaged members become visible during the re-roof process, notify this office immediately such that an additional inspection and fix can be provided.

If you have any questions or need further clarification on these matters, please feel free to contact me at (916) 564-6028.

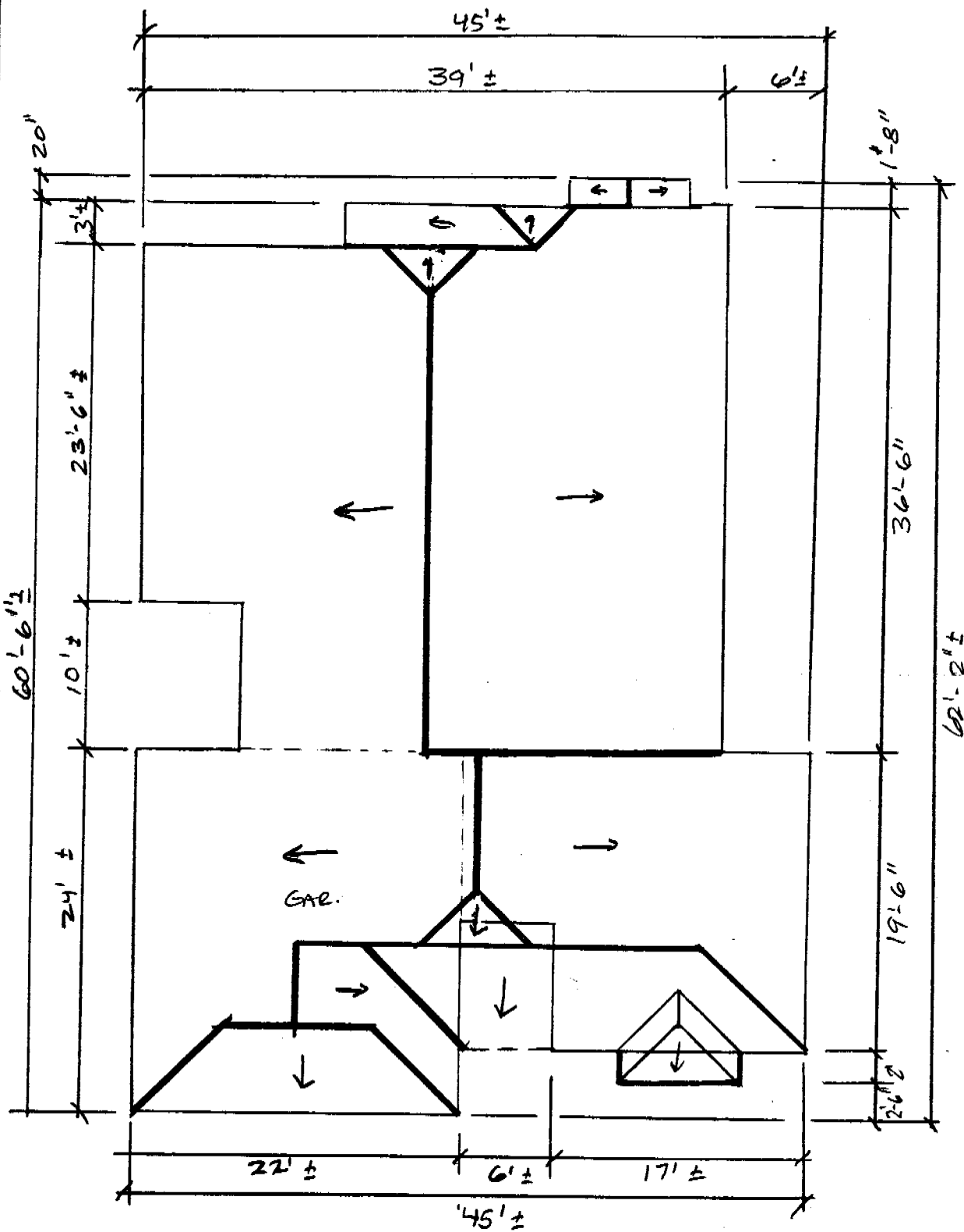
Sincerely,

Jeffrey E. Hofmann, P.E.



Vertical text on right side:
All approved plans and specifications must be kept on the job at all times and it is unlawful to make any changes or alterations from the same without written permission from the Building Inspection Division.
The approval of this plan and specification SHALL NOT be held to permit or approval of any City Ordinance or

No. 937 811E
Engineer's Computation Pad



ROOF PLAN - SKETCH

SCALE = 1" = 10'

NOTE: ALL DIMENSIONS ARE APPROXIMATE
VERIFY FLOOR TO ORDERING

PACIFIC CONSULTING ENGINEERS
2150 BELL AVE., SUITE 145
SACRAMENTO, CA 95833

CHECK TOP CHORD DL

- 6.5 PSF - TILE
- 0.5 PSF - FELT + BATT
- 1.5 PSF - 1/2" PLY
- 1.25 PSF - SHIP SHG
- 0.7 PSF - 2x4 @ 24" C

10.45 PSF - TOTAL

<p>10.45 PSF ~ 10. PSF USED FOR ORIGINAL DESIGN L OK</p>

No. 937 811E
Engineer's Computation Pad



PACIFIC CONSULTING ENGINEERS
2180 BELL AVE., SUITE 145
SACRAMENTO, CA 95834