

RESOLUTION NO. 2007-724

Adopted by the Sacramento City Council

October 2, 2007

APPROVAL OF FISCAL YEAR 2007-2008 SACRAMENTO EMPLOYMENT AND TRAINING AGENCY (SETA) BUDGET

BACKGROUND

- A. All necessary estimates of revenues, expenditures and reserves for the 2007-2008 Fiscal Year were prepared and filed, the proposed budget was adopted and printed, and hearings thereon were noticed and held as required by Chapter 1 of Division 3, Title 2 of the Government Code (29,000 et.seq.), and
- B. All proceedings required by law have been duly had and regularly taken concerning the adoption of the final budget for the Sacramento Employment and Training Agency for the Fiscal Year commencing July 1, 2007 and ending June 30, 2008.

BASED ON THE FACTS SET FORTH IN THE BACKGROUND, THE CITY COUNCIL RESOLVES AS FOLLOWS:

- Section 1. That amounts set forth in the attached SCHEDULES for expenditures, revenues, reserves and interfund transfers are the adopted final budget for the Sacramento Employment and Training Agency for the Fiscal Year 2007-2008.
- Section 2. That the Auditor-Controller be hereby authorized and directed to transfer funds and adjust the reserve accounts in the amounts as shown in the budget adopted herewith (Exhibit A)
- Section 3. The Sacramento City Council approves the Fiscal Year 2007-2008 budget for the Sacramento Employment and Training Agency.

Exhibit A – SETA Budget


Adopted by the City of Sacramento City Council on October 2, 2007 by the following vote:

Ayes: Councilmembers Cohn, Fong, Hammond, McCarty, Pannell, Sheedy, Tretheway, and Waters.

Noes: None.

Abstain: None.

Absent: Mayor Fargo.

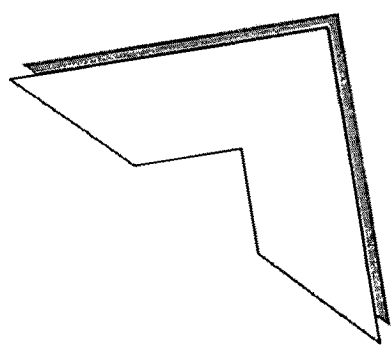
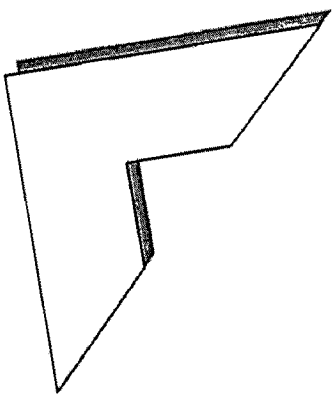


Kevin McCarty, Vice-Mayor

Attest:

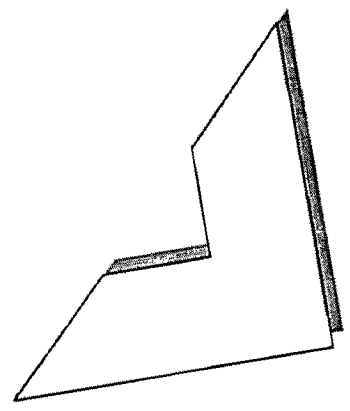
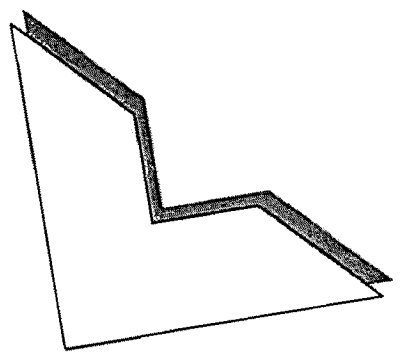


Shirley Concolino, City Clerk



SETA
AGENCY BUDGET

2007-2008



**SACRAMENTO EMPLOYMENT & TRAINING AGENCY
JOINT POWERS AGENCY OF THE CITY & COUNTY OF SACRAMENTO
STATE OF CALIFORNIA
SCHEDULE OF APPROPRIATIONS
FISCAL YEAR 2007-2008**

Program	Salaries	Fringe Benefits	Services and Supplies	Fixed Assets Equipment	SETA Operated Costs	Subcontracts or Scholarships	Total Budget
Children & Family Services Department	\$ 16,830,014	\$ 7,500,471	\$ 5,242,119	\$ 85,000	\$ 29,657,604	\$ 18,505,826	\$ 48,163,430
Head Start (HS)	13,347,625	5,879,447	4,379,019	85,000	23,691,091	16,053,193	39,744,284
Early Head Start (EHS)	1,501,640	673,321	347,484	-	2,522,445	2,321,196	4,843,641
California Dept. of Education (CDE)	1,919,627	921,421	496,668	-	3,337,716	-	3,337,716
P Head Start Healthy Marriage	61,122	26,282	18,948	-	106,352	131,437	237,789
Workforce Development Department	\$ 6,621,714	\$ 2,847,336	\$ 2,052,733	\$ -	\$ 11,521,783	\$ 11,002,161	\$ 22,523,944
Workforce Investment Act (WIA) *	4,554,794	1,958,559	1,411,986	-	7,925,339	6,378,583	14,303,922
Community Services Block Grant (CSBG)	587,443	252,601	182,107	-	1,022,151	742,750	1,764,901
Targeted Assistance for Refugees (TA)	336,624	144,748	104,353	-	585,725	1,191,292	1,777,017
Refugee Employment Social Services (RESS)	267,260	114,922	82,851	-	465,033	1,105,543	1,570,576
DOJ - Juvenile Justice	191,093	82,170	59,239	-	332,502	290,887	623,389
P CSBG Discretionary	10,438	4,488	3,236	-	18,162	-	18,162
Casey Family Program	79,129	34,026	24,530	-	137,685	-	137,685
Employment Training Panel	54,102	23,264	16,772	-	94,138	629,993	724,131
CalWorks Job Club/Search	418,848	180,105	129,843	-	728,796	-	728,796
CalWorks OJT	-	-	-	-	-	600,000	600,000
Occupational Outlook	13,218	5,684	4,098	-	23,000	-	23,000
Healthy Marriage Project	41,192	17,713	12,770	-	71,675	-	71,675
Smartware Licensing Fees	67,573	29,056	20,948	-	117,577	63,113	180,690
Total	\$23,451,728	\$10,347,807	\$7,294,852	\$85,000	\$41,179,387	\$29,507,987	\$70,687,374

* See Schedule A
P = Pending Grants

**SCHEDULE A - WIA GRANTS
FISCAL YEAR 2007-2008**

<u>Program</u>	<u>Salaries</u>	<u>Fringe Benefits</u>	<u>Services and Supplies</u>	<u>Fixed Assets Equipment</u>	<u>SETA Operated Costs</u>	<u>Subcontracts or Scholarships</u>	<u>Total Budget</u>
ADULT	\$ 1,190,489	\$ 511,910	\$ 369,052	\$ -	\$ 2,071,451	\$ 2,027,825	\$ 4,099,276
YOUTH	1,182,599	508,517	366,606	-	2,057,722	2,039,098	4,096,820
DISLOCATED WORKER	1,119,321	481,308	346,989	-	1,947,618	1,424,244	3,371,862
RAPID RESPONSE	513,401	220,762	159,154	-	893,317	-	893,317
CONSTRUCTION - 15% Discretionary	103,425	44,473	32,062	-	179,960	180,040	360,000
NURSES SPEC PROJ - 15%	68,966	29,655	21,379	-	120,000	240,000	360,000
HIGH RISK YOUTH - 15%	67,050	28,831	20,785	-	116,666	116,667	233,333
NAVIGATOR	33,357	14,343	10,341	-	58,041	34,100	92,141
P RAPID RESPONSE - Special Projects	114,943	49,425	35,632	-	200,000	50,000	250,000
LOS RIOS - Nurse	109,195	46,954	33,851	-	190,000	-	190,000
CALIFORNIA LABOR FEDERATION	24,736	10,637	7,668	-	43,041	266,609	309,650
30% INCENTIVE	27,312	11,744	8,467	-	47,523	-	47,523
Total Current Grants	\$ 4,554,794	\$ 1,958,559	\$ 1,411,986	\$ -	\$ 7,925,339	\$ 6,378,583	\$ 14,303,922

P = Pending Grants

Personnel Budget for Fiscal Year 2007-2008

#	Title	Rate	Hrs	Wks	Annual	CFS Admin	CFS Pgm	WF Admin	WF Pgm
CFS Grantee Program Operations - Head Start									
1	H/S Manager	\$ 38.15	40	52	\$ 79,352	\$ -	79,352	\$ -	\$ -
5	Program Officer	26.75	40	52	278,200	-	278,200	-	-
5	Social Worker	21.10	40	52	219,440	-	219,440	-	-
37	Site Supervisor	20.10	40	52	1,546,896	-	1,546,896	-	-
68	Teacher	18.18	30	52	1,928,534	-	1,928,534	-	-
82	Associate Teacher	12.92	30	52	1,652,726	-	1,652,726	-	-
62	Associate Teacher	12.30	40	52	1,586,208	-	1,586,208	-	-
5	Special Education Field Tech	14.97	40	52	155,688	-	155,688	-	-
2	Child Care Teacher Assistant	9.33	40	52	38,813	-	38,813	-	-
3	Education Specialist (Mentor)	20.10	40	52	125,424	-	125,424	-	-
1	Custodian	10.71	40	52	22,277	2,228	20,049	-	-
1	Psychologist	60.00	15	52	46,800	-	46,800	-	-
1	LCSW	24.53	30	52	38,267	-	38,267	-	-
1	Staff Support Officer	18.32	40	52	38,106	-	38,106	-	-
1	Typist Clerk III	16.87	40	52	35,090	-	35,090	-	-
2	Typist Clerk II	14.15	40	52	58,864	-	58,864	-	-
6	Substitute Teacher	12.30	30	52	358,330	-	358,330	-	-
CFS Grantee Parent/ Family Support									
1	Manager	31.73	40	52	65,998	-	65,998	-	-
2	Program Officer	25.48	40	52	105,997	-	105,997	-	-
3	SS/PI Specialist	21.72	40	52	135,533	-	135,533	-	-
3	SS/PI Specialist (Sup)	22.14	40	52	138,154	-	138,154	-	-
1	Health/Nutrition Specialist	21.11	40	52	43,909	-	43,909	-	-
2	Family Placement Worker	14.58	40	52	60,653	-	60,653	-	-
3	Family Service Worker II	18.18	40	52	113,443	-	113,443	-	-
2	Family Service Worker	14.58	40	52	60,653	-	60,653	-	-
43	Family Service Worker	14.58	35	52	1,141,031	-	1,141,031	-	-
2	Typist Clerk III	16.87	40	52	70,179	-	70,179	-	-
1	SS/PI Specialist (Sup)	21.11	40	34	28,710	-	28,710	-	-
1	Typist Clerk III	16.87	40	34	22,943	-	22,943	-	-
CFS Head Start Home Based									
6	Home Visitor (HB)	19.09	40	52	238,243	-	238,243	-	-
CFS Grantee Program Operations - EHS									
1	Site Supervisor	19.13	40	52	39,790	-	39,790	-	-
25	Associate Teacher	12.29	40	52	664,643	-	664,643	-	-
10	EHS Educator	18.22	40	52	378,976	-	378,976	-	-
10	EHS Educator (Homebased)	18.22	40	52	378,976	-	378,976	-	-
2	Education Coordinator (Sup)	22.44	40	52	93,350	-	93,350	-	-
1	Health Coordinator (Consultant)	30.00	20	52	31,200	-	31,200	-	-
1	Spec Ed/Ed Specialist (Non-Sup)	20.10	40	52	41,808	-	41,808	-	-
1	Health/Nutrition Specialist	21.11	40	52	43,909	-	43,909	-	-
1	Typist Clerk II	14.15	40	52	29,432	-	29,432	-	-
CFS Facilities/Maintenance									
1	Program Coordinator (Sup)	22.84	40	52	47,507	-	47,507	-	-
1	Facilities Specialist	22.14	40	52	46,051	-	46,051	-	-
6	Courier/Maintenance	16.87	40	52	210,538	-	210,538	-	-
2	Facilities Analyst	16.87	40	52	70,179	-	70,179	-	-
1	Courier	13.81	40	52	28,725	-	28,725	-	-
CFS Food Services									
1	Food Service Coordinator (Sup)	25.17	40	52	52,354	-	52,354	-	-
2	Head Cook	17.34	40	52	72,134	-	72,134	-	-
13	Cook/Driver	12.24	40	52	330,970	-	330,970	-	-
2	Parent Intern	8.95	40	52	37,232	-	37,232	-	-
CFS Program Support Services (Delegate/Content Area Experts)									
1	Manager	36.06	40	52	75,005	-	75,005	-	-
1	Program Officer	25.48	40	52	52,998	-	52,998	-	-
1	Education Coordinator (Sup)	22.83	40	52	47,486	-	47,486	-	-
4	Education Specialist	20.10	40	52	167,232	-	167,232	-	-
4	Health/Nutrition Specialist	20.10	40	52	167,232	-	167,232	-	-
1	ITA II	25.78	40	52	53,622	-	53,622	-	-
3	Translator Consultant	20.00	10	52	31,200	-	31,200	-	-
6	Bilingual Aide	10.00	40	52	124,800	-	124,800	-	-
1	Health Coordinator	25.18	40	52	52,374	-	52,374	-	-
1	Nutrition Coordinator	25.18	40	52	52,374	-	52,374	-	-
1	Special Education Coordinator	25.18	40	52	52,374	-	52,374	-	-
1	LCSW	24.53	40	52	51,022	-	51,022	-	-
1	SS/PI Coordinator (Sup)	24.56	40	52	51,085	-	51,085	-	-
1	Social Worker	21.11	40	52	43,909	-	43,909	-	-
2	Typist Clerk III	16.87	40	52	70,179	-	70,179	-	-
CFS Monitoring Unit									
1	Education Specialist (Sup)	22.14	40	52	46,051	-	46,051	-	-
1	Education/Special Ed Specialist	20.10	40	52	41,808	-	41,808	-	-
1	Health/Nutrition Specialist	20.10	40	52	41,808	-	41,808	-	-
1	SS/PI Specialist	20.10	40	52	41,808	-	41,808	-	-

Personnel Budget for Fiscal Year 2007-2008

#	Title	Rate	Hrs	Wks	Annual	CFS Admin	CFS Pgm	WF Admin	WF Pgm
CFS Deputy Director's Office									
1	Deputy Director	\$ 46.00	40	52	\$ 95,680	95,680	-	-	-
1	Program Officer	26.75	40	52	55,640	-	55,640	-	-
2	Typist Clerk III	16.87	40	52	70,179	-	70,179	-	-
2	SS/PI Coordinator (Sup)	25.17	40	52	104,707	-	104,707	-	-
1	Accounting Tech	21.63	40	52	44,990	-	44,990	-	-
1	Accounting Clerk II	16.87	40	52	35,090	-	35,090	-	-
1	SS/PI Specialist	17.36	40	52	36,109	-	36,109	-	-
1	Staff Support Officer	18.32	40	52	38,106	38,106	-	-	-
4	Placement Worker	14.31	40	52	119,059	-	119,059	-	-
3	Typist Clerk II	14.15	40	52	88,296	28,330	59,966	-	-
WF Workforce Department									
2	Recruitment Spec	14.57	40	52	60,611	-	-	-	60,611
13	TC III	16.07	40	52	434,533	-	-	34,403	400,130
3	TC II	14.15	40	52	88,296	-	-	-	88,296
2	Marketing Spec II	19.80	40	52	82,368	-	-	-	82,368
21	ESS	18.86	40	52	823,805	-	-	-	823,805
21	ESS	20.71	40	52	904,613	-	-	-	904,613
4	ETA II	18.86	40	52	156,915	-	-	-	156,915
2	CSS	18.86	40	52	78,458	-	-	-	78,458
1	LMI Supervisor	25.17	40	52	52,354	-	-	-	52,354
3	ETA Supervisor	25.17	40	52	157,061	-	-	-	157,061
1	ETA Supervisor	25.17	40	52	52,354	-	4,188	-	48,166
6	CSC	22.84	40	52	285,043	-	-	-	285,043
1	DW Specialist	23.98	40	52	49,878	-	-	-	49,878
1	MIA III	22.84	40	52	47,507	-	-	-	47,507
9	ETA III	22.84	40	52	427,565	-	-	-	427,565
1	ETA III	22.84	40	52	47,507	-	7,126	-	40,381
4	MS III	22.84	40	52	190,029	-	-	-	190,029
5	NSC	22.84	40	52	237,536	-	-	-	237,536
1	NSC	22.84	40	52	47,507	-	-	-	47,507
8	Employment Svcs Sup	25.17	40	52	314,122	-	-	-	314,122
1	Youth Services Sup	25.17	40	52	52,354	-	-	-	52,354
1	Eligibility Supervisor	25.17	40	52	52,354	-	-	-	52,354
1	MIA Supervisor	25.17	40	52	52,354	-	-	-	52,354
1	Consultant - part time	23.50	30	48	33,840	-	-	-	33,840
3	Consultant - part time	20.00	20	26	31,200	-	-	-	31,200
4	Program Officer	28.09	40	52	233,709	-	-	-	233,709
3	Manager	35.01	40	52	218,462	-	-	-	218,462
1	Work Force Deputy Director	50.25	40	52	113,000	-	-	113,000	-
SETA ADMINISTRATION DEPARTMENT									
1	Administration Chief	48.84	40	52	101,587	81,270	-	20,317	-
2	Human Resource Manager	31.73	40	52	131,997	85,798	-	46,199	-
1	Accountant II (Sup)	25.78	40	52	53,613	42,890	-	10,723	-
2	Payroll Clerk	17.00	40	52	70,734	56,587	-	14,147	-
2	Office Supply & Admin Supply Clerk	16.87	40	52	70,183	35,092	-	35,092	-
1	Program Coordinator	25.18	40	52	52,382	31,429	-	20,953	-
2	Personnel Analyst	19.80	40	52	82,361	65,889	-	16,472	-
1	Personnel Clerk	17.00	40	52	35,367	28,294	-	7,073	-
2	Sr. Personnel Analyst (Sup)	24.27	40	52	100,946	50,473	-	50,473	-
2	Typist Clerk III	16.87	40	52	70,183	56,146	-	14,037	-
1	Training/Staff Development Officer	26.28	40	52	54,662	54,662	-	-	-
1	Health/Nutrition Specialist	20.10	40	52	41,808	41,808	-	-	-
SETA EXECUTIVE DIRECTOR									
1	Department Secretary	18.91	40	52	39,334	19,667	-	19,667	-
1	Clerk of the Boards	21.22	40	52	44,129	22,065	-	22,065	-
1	Executive Director	67.31	40	52	140,005	70,003	-	70,003	-
1	Public Information Officer	28.00	40	52	58,240	29,120	-	29,120	-
SETA FISCAL DEPARTMENT									
2	Accountant II	24.56	40	52	102,176	15,326	-	86,850	-
1	Accountant II	24.56	40	52	51,088	37,805	-	13,283	-
1	Fiscal Manager	29.91	40	52	62,213	37,950	-	24,263	-
1	Fiscal Manager	33.76	40	52	70,221	-	-	35,111	35,111
1	Fiscal Manager	29.81	40	52	62,005	62,005	-	-	-
1	Account Clerk II	16.87	40	52	35,091	25,967	-	9,124	-
1	Account Tech	21.63	40	52	44,999	6,750	-	38,249	-
1	Accountant II (Sup)	25.78	40	52	53,613	8,042	-	45,571	-
3	Accounting Tech	21.63	40	52	134,997	99,898	-	35,099	-
3	Accounting Tech	21.63	40	52	134,971	134,971	-	-	-
1	Purchasing Analyst	25.18	40	52	52,382	38,763	-	13,619	-
1	Fiscal Chief	41.88	40	52	87,110	43,555	-	43,555	-
1	Typist Clerk III	16.87	40	52	35,090	25,967	-	9,123	-
SETA INFORMATION SYSTEMS									
1	Information Systems Chief	44.50	40	52	92,560	31,470	-	61,090	-
4	ITA II	25.78	40	52	214,451	4,289	66,624	2,145	139,393
1	Database Developer	25.27	40	52	52,562	-	-	-	52,562
1	Network Engineer	36.80	40	52	76,544	26,025	-	50,519	-
2	Network Engineer	32.25	40	52	134,160	45,614	-	88,546	-
SETA									
COLA @ 2%		2%			459,071	31,599	298,001	21,598	107,874
TAXABLE MILEAGE/COMMUNICATION ALLOWANCE					39,100	16,529	3,900	14,147	4,525
656 TOTAL PERSONNEL					\$ 23,451,728	\$ 1,628,060	\$ 15,201,954	\$ 1,115,632	\$ 5,506,082

SETA OUT-OF-STATE TRAVEL 2007-2008

Destination	Cost	Number of Personnel
National Association of Workforce Boards-Washington, DC	\$ 10,000	1 staff, 4 WIB members
ORR Consultation-Washington, DC	\$ 2,000	1 Staff
CSBG National Conference-Orlando, FL	\$ 1,500	1 Staff
Content Area Institute-Washington, DC	\$ 3,000	2 staff
National Institute/Conference-Washington , DC	\$ 3,000	2 staff
Nat Assoc Educ Young Childrens Conference-Atlanta, GA	\$ 5,200	6 staff
Grant-Funded Management Conference-Las Vegas, NV	\$ 6,000	4 staff
NHSA Parent Training Conference, IN	\$ 4,500	3 staff
NHSA Conference, TN	\$ 3,000	3 staff
iHead Start Birth to Three Institute-Washington, DC	\$ 1,500	2 staff
National Hispanic Conference, TX	\$ 3,000	2 staff
National Black Child Development Conference, IL	\$ 2,882	2 staff
Region IX Conference, NV	\$ 4,000	5 staff
Brainshare 2008-Salt Lake City, UT	\$ 12,000	3 staff
Nortel Router Training-New York, NY	\$ 8,800	2 staff
GFOA Advanced Gov't Accounting-Reno, NV	\$ 1,500	1 staff
GFOA Advanced Financial Reporting, WA	\$ 1,500	1 staff
Citrix iForum 2007-Las Vegas, NV	\$ 12,000	3 staff
It's My Life Conference (Casey)-Atlanta, GA	\$ 7,400	2 staff, 2 children
Infant Toddler Mental Health Conference-Phoenix, AZ	\$ 1,200	1 staff
Total Out-of-State Travel	\$ 93,982	

SETA Fixed Asset Purchases for 2007-2008

Description	Amount	Funding Source
Vehicle Purchase - Van, Pickup	\$ 25,000	Head Start Basic
Playground Equipment	60,000	Head Start Basic
Total	<u>\$ 85,000</u>	

SACRAMENTO EMPLOYMENT & TRAINING AGENCY
 JOINT POWERS AGENCY OF THE CITY & COUNTY OF SACRAMENTO
 STATE OF CALIFORNIA
 SCHEDULE OF PROVISION FOR RESERVES, INTERFUND TRANSFERS & MEANS OF FINANCING
 FISCAL YEAR 2007-2008

0095A SACRAMENTO EMPLOYMENT AND TRAINING AGENCY			
<u>FUND BALANCE</u>	<u>BALANCE</u> <u>June 30, 2007</u>	<u>ADJUSTMENTS</u> <u>INCREASE</u> <u>(DECREASE)</u>	<u>BALANCE</u> <u>AFTER</u> <u>ADJUSTMENTS</u>
FUND BALANCE AVAILABLE:	\$0		\$0
FOR APPROPRIATIONS			\$0
AFTER ADJUSTMENTS			\$0
Add interfund Transfers			\$0
Less Approved Appropriations			\$0
Amount to be Raised by Current Financing			\$70,687,374
Less Current Revenue Other than Current Taxes			\$70,687,374
Less Unsecured Taxes			\$0
AMOUNT TO BE RAISED BY SECURED TAX LEVY			\$0

**SACRAMENTO EMPLOYMENT & TRAINING AGENCY
 JOINT POWERS AGENCY OF THE CITY & COUNTY OF SACRAMENTO
 STATE OF CALIFORNIA
 SCHEDULE OF APPROPRIATIONS BY LINE ITEM
 FISCAL YEAR 2007-2008**

Fund Center 4704779

EXPENDITURES	Total Budget
10111000 REGULAR EMPLOYEES	\$ 23,280,271
10112200 EXTRA HELP IN LIEU	\$ 161,457
10112400 COMMITTEE MEMBERS	\$ 10,000
Total Labor	\$ 23,451,728
10121000 RETIREMENT	\$ 4,300,501
10122000 OASDHI	\$ 1,662,123
10123000 GROUP INS	\$ 3,015,556
10124000 WORK COMP INS	\$ 1,062,465
10125000 SUI INS	\$ 232,848
10127000 DENTAL CARE - RETIREES	\$ 14,863
10128000 HEALTH CARE - RETIREES	\$ 59,451
Total Fringes	\$ 10,347,807
20200500 ADVERTISING	\$ 134,782
20202400 PERIODICAL/SUBSCRIPT	\$ 9,009
20202900 BUS/CONFERENCE EXP	\$ 81,180
20203500 ED/TRAINING SVC	\$ 195,187
20203600 ED/TRAINING SUPPLIES	\$ 597,891
20203900 EMP TRANSPORTATION	\$ 92,631
20205300 INS-BONDS/GEN PROP	\$ 185,832
20206100 MEMBERSHIP DUES	\$ 11,471
20207600 OFFICE SUPPLIES	\$ 302,306
20208100 POSTAL SVC	\$ 1,733
20208500 PRINTING SVC	\$ 15,163
20211100 BLDG MAINT SVC	\$ 285,701
20217100 RENTS/LEASES/RL PROP	\$ 2,632,021
20219100 ELECTRICITY	\$ 199,208
20219200 NATURAL GAS / LPG / FUEL OIL	\$ 26,693
20219700 TELEPHONE SVC	\$ 299,268
20220500 AUTO MAINT SVC	\$ 23,254
20222700 CELLPHONE/PAGER	\$ 16,843
20223600 FUEL/LUBRICANTS	\$ 37,004
20226100 OFFICE EQ MAINT SVC	\$ 3,889
20226500 INVENTORIAL EQ	\$ 151,633
20227500 RENT/LEASE EQ	\$ 144,779
20227503 POSTAGE METERING	\$ 17,754
20232100 CUSTODIAL SVC	\$ 258,343
20233200 FOOD/CATERING SUP	\$ 597,469
20234200 KITCHEN SUP	\$ 188,892
20244300 MEDICAL SVC	\$ 18,940
20250500 ACCOUNTING SVC	\$ 250,397
20253100 LEGAL SVC	\$ 78,555
20257100 SECURITY SVC	\$ 42,009
20258200 PUBLIC RELATIONS	\$ 140,442
20259100 OTHER PROF SVC	\$ 84,053
20281100 DATA PROCESSING SVC	\$ 63,850
20289800 OTHER OP EXP SUP	\$ 10,712
20289900 OTHER OP EXP SVC	\$ 57,643
20291700 ALARM SERVICES	\$ 6,934
20292500 GS PURCHASING SVC	\$ 13,462
20293406 TRANSPORTATION SVCS	\$ 17,919
Total Services & Supplies	\$ 7,294,852
30310100 SUBGRANTS	\$ 29,507,987
43430300 EQUIPMENT-GOVT	\$ 85,000
Grand Total	\$ 70,687,374
REVENUE	
95956900 STATE AID OTHER MI	\$ (4,666,512)
95959900 FED AID-MISC PROG	\$ (64,893,042)
97979000 MISC OTHER	\$ (1,127,820)
Total Revenue	\$ (70,687,374)