

**CITY OF SACRAMENTO**  
1231 I Street, Sacramento, CA 95814

**Permit No: 0408396**  
**Insp Area: 4**  
**Thos Bros: 256-H3**

**Site Address: 5826 LOLET WY SAC**  
Parcel No: 201-0990-017 NATOMAS CREEK 1 LOT 85

Sub-Type: NSFR  
Housing (Y/N): N

CONTRACTOR  
D. R. HORTON INC.  
4401 HAZEL AVE STE 225  
FAIR OAKS, CA 95628

OWNER

ARCHITECT

**Nature of Work: MP2907 2 STORY 9 ROOM SFR**

**CONSTRUCTION LENDING AGENCY:** I hereby affirm under penalty of perjury that there is a construction lending agency for the performance of the work for which this permit is issued (Sec. 3097, Civ. C).

Lender's Name \_\_\_\_\_ Lender's Address \_\_\_\_\_

**LICENSED CONTRACTORS DECLARATION:** I hereby affirm under penalty of perjury that I am licensed under provisions of Chapter 9 (commencing with section 7000) of Division 3 of the Business and Professions Code and my license is in full force and effect.

License Class \_\_\_\_\_ License Number 750190 Date 6-14-04 Contractor Signature del Fancher

**OWNER-BUILDER DECLARATION:** I hereby affirm under penalty of perjury that I am exempt from the contractors License Law for the following reason (Sec. 7031.5, Business and Professions Code; any city or county which requires a permit to construct, alter, improve, demolish, or repair any structure, prior to its issuance, also requires the applicant for such permit to file a signed statement that he or she is licensed pursuant to the provisions of the Contractors License Law (Chapter 9 (commencing with Section 7000) of Division 8 of the Business and Professions Code) or that he or she is exempt therefrom and the basis for the alleged exemption. Any violation of Section 7031.5 by any applicant for a permit subjects the applicant to a civil penalty of not more than five hundred dollars (\$500.00);

\_\_\_\_\_, I, as a owner of the property, or my employees with wages as their sole compensation, will do the work, and the structure is not intended or offered for sale (Sec. 7044, Business and Professional Code: The Contractors License Law does not apply to an owner of property who builds or improves thereon, and who does such work himself or herself or through his/her own employees, provided that such improvements are not intended or offered for sale. If, however, the building or improvement is sold within one year of completion, the owner-builder will have the burden of proving that he/she did not build or improve for the purpose of sale.)

\_\_\_\_\_, I, as owner of the property, am exclusively contracting with licensed contractors to construct the project (Sec. 7031.5, Business and Professions Code: The Contractors License Law does not apply to an owner of property who builds or improves thereon, and who contracts for such projects with a contractor(s) licensed pursuant to the Contractors License Law).

\_\_\_\_\_, I am exempt under Sec. \_\_\_\_\_ B & PC for this reason: \_\_\_\_\_  
Date \_\_\_\_\_ Owner Signature \_\_\_\_\_

**PAID**  
**CITY OF SACRAMENTO**  
**JUN 14 2004**  
**NORTH PERMIT CENTER**

**IN ISSUING THIS BUILDING PERMIT,** the applicant represents, and the city relies on the representation of the applicant, that the applicant verified all measurements and locations shown on the application or accompanying drawings and that the improvement to be constructed does not violate any law or private agreement relating to permissible or prohibited locations for such improvements. This building permit does not authorize any illegal location of any improvement or the violation of any private agreement relating to location of improvements.

I certify that I have read this application and state that all information is correct. I agree to comply with all city and county ordinances and state laws relating to building construction and hereby authorize representative(s) of this city to enter upon the above mentioned property for inspection purposes.

Date 6-14-04 Applicant/Agent Signature del Fancher

**WORKER'S COMPENSATION DECLARATION:** I hereby affirm under penalty of perjury one of the following declarations:

\_\_\_\_\_, I have and will maintain a certificate of consent to self-insure for workers' compensation as provided for by Section 3700 of the Labor Code, for the performance of work for which the permit is issued.

\_\_\_\_\_, I have and will maintain workers' compensation insurance, as required by Section 3700 of the Labor Code, for the performance of the work for which this permit is issued. My workers' compensation insurance carrier and policy number are:

Carrier AMERICAN CASULTY CO Policy Number WC247856876 Exp Date 07/01/2004

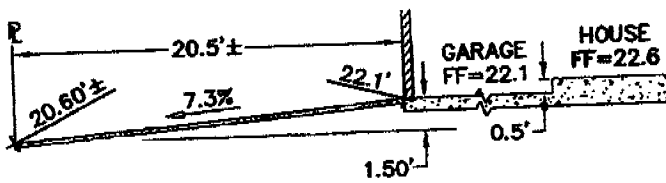
\_\_\_\_\_, (This section need not be completed if the permit is for \$100 or less) I certify that in the performance of the work for which this permit is issued, I shall not employ any person in any manner so as to become subject to the workers' compensation laws of California and agree that if I should become subject to the workers' compensation provisions of Section 3700 of the Labor Code, I shall forthwith comply with these provisions.

Date 6-14-04 Applicant Signature del Fancher


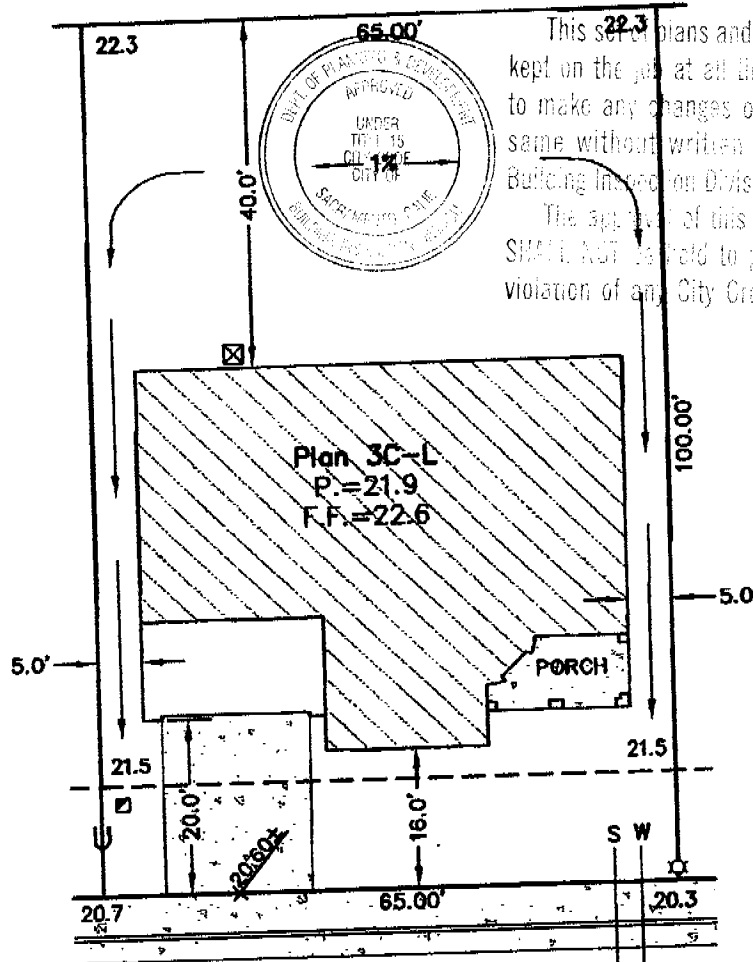
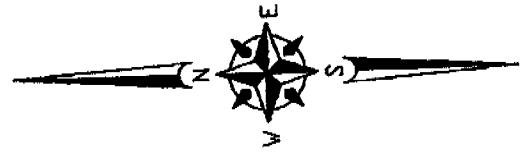
**WARNING: FAILURE TO SECURE WORKER'S COMPENSATION COVERAGE IS UNLAWFUL AND SHALL SUBJECT AN EMPLOYER TO CRIMINAL PENALTIES AND CIVIL FINES UP TO ONE HUNDRED THOUSAND DOLLARS (\$100,000) IN ADDITION TO THE COST OF COMPENSATION, DAMAGES AS PROVIDED FOR IN SECTION 3706 OF THE LABOR CODE, INTEREST AND ATTORNEY'S FEE.**

**THIS PERMIT SHALL EXPIRE BY LIMITATION IF WORK IS NOT COMMENCED WITHIN 180 DAYS.**

THIS PLOT PLAN IS NOT FOR SALES PURPOSES. THIS PLOT PLAN IS FOR THE PURPOSE OF INDICATING COMPLIANCE WITH ZONING SET BACKS, GENERAL DRAINAGE AND APPROXIMATE UTILITY CONNECTION. ALL OTHER DATA SHOWN HEREON IS CONCEPTUAL. THIS PLOT PLAN DOES NOT REFLECT AS-BUILT CONDITION, RETAINING WALLS ARE OPTIONAL, AND MAY OR MAY NOT BE CONSTRUCTED.



DRIVEWAY CENTERLINE PROFILE (NOT TO SCALE)



This set of plans and specifications must be kept on the job at all times and it is unlawful to make any changes or alterations from the same without written permission from the Building Inspection Division.

The approval of this plan and specifications SHALL NOT be held to permit or approve the violation of any City Ordinance or State Law.

Lolet Way

- LEGEND
U --- UTILITY LOCATION
AC --- AIR CONDITIONER
S --- SEWER
W --- WATER
SW --- SUREWEST VAULT
SL --- STREET LIGHT

NET LOT AREA = 6,500 SQ. FEET
FOOTPRINT AREA = 2,145 SQ. FEET
LOT COVERAGE = 33%

Handwritten initials 'RTB' and a signature.

SCALE: 1" = 20'

Plot Plan Lot 1085, Natomas Creek Village 1, Sterling Hills - Models, City of Sacramento, State of California. Wecker Surveys, 1111 Kennedy Place Suite 4, Davis, CA 95616, 530-792-7252, Fax 530-758-2775.

# CERTIFICATION OF INSULATION

PART I GENERAL	ADDRESS OR TRACT		SACRAMENTO BUILDING PRODUCTS						
	DR Horton  0408394  STERLING HILLS @ NATOMAS		LOT #  1085	<input checked="" type="checkbox"/> P.O. BOX 854, WEST SACRAMENTO, CA 95691 LIC. #202026 <input type="checkbox"/> 1309 MELODY ROAD, MARYSVILLE, CA 95901 LIC. #202026 <input type="checkbox"/> P.O. BOX 9651, FRESNO, CA 93793-9651 LIC. #202026 <input type="checkbox"/> P.O. BOX 1631, RENO, NV 89505 LIC. #10675 <input type="checkbox"/> 3326 A PONDEROSA WAY, LAS VEGAS, NV 89118 LIC. #10675			DATE INSULATION COMPLETED		
PART II AREAS INSULATED	WALLS		CEILING			FLOORS			
	(                      SQUARE FEET)		(                      SQUARE FEET)			(                      SQUARE FEET)			
	TYPE OF INSULATION		TYPE OF INSULATION			TYPE OF INSULATION			
	MATERIAL <b>FIBERGLASS</b>		MATERIAL <b>FIBERGLASS</b>			MATERIAL <b>FIBERGLASS</b>			
	FORM <b>BATTS</b>		FORM <b>BATTS &amp; BLOW</b>			FORM <b>BATTS</b>			
	MANUFACTURER'S PRODUCT I.D.		MANUFACTURER'S PRODUCT I.D.			MANUFACTURER'S PRODUCT I.D.			
	MANUFACTURER		MANUFACTURER			MANUFACTURER			
	CT	OC	JM	CT	OC	JM	CT	OC	JM
	BAGS								
	R-VALUE INSTALLED	APPLIED THICKNESS	R-VALUE INSTALLED	APPLIED THICKNESS	MIN. INSTALLED WEIGHT PER SQUARE FOOT	R-VALUE INSTALLED	APPLIED THICKNESS		
13 19	3.5 5.5	30	9' 1/2"	—	38	12-14.75			
KNEE WALLS IF R-VALUE IS OTHER THAN WALLS ABOVE									
MATERIAL <b>FIBERGLASS</b>		FORM <b>BATTS</b>		R VALUE		MANUFACTURER			
						CT	OC	JM	
AIR INFILTRATION SEALANT									
MATERIAL				MANUFACTURER					
				<b>HILTI</b>		<b>HANDY FOAM</b>			
THIS IS TO CERTIFY THAT INSULATION AND/OR SEALANT HAS BEEN INSTALLED IN CONFORMANCE WITH APPLICABLE CODES, MATERIAL STANDARDS AND REGULATIONS.									
SIGNATURE — INSULATION CONTRACTOR				TITLE		DATE			
J.C.				MANAGER		9/7/04			
SIGNATURE — GENERAL CONTRACTOR				TITLE		DATE			
PART III CERTIFICATION	REMARKS								

**WESTERN ONE STUCCO SYSTEM**

**SACRAMENTO STUCCO PRODUCTS CO., INC.**

*0408396*

Job Address:

ICBO Evaluation Services, Inc.

DR Horton - Sterling Hills

Report No. 3899

Lot 1085 5826 Lolet Wat

Date of Job Completion: 09-08-04

**Plaster Contractor**


Name: TOLIVER PLASTERING, INC.

Address: 3346 Luyung Dr., Rancho Cordova, CA 95742

Telephone Number: (916) 631-9844

Approved Applicator's License Number as Issued by Western Stucco Products 507

This is to certify that the plastering system on the building exterior at the above address has been installed in accordance with the evaluation report specified above and the manufacturer's instructions.

  
Signature of authorized representative of plastering contractor

11-01-04  
Date

Installation card must be presented to the building inspector After completion of work and before final inspection.

No. DRH-1085

# PLAN 3 INSTALLATION CERTIFICATE

(Page 1 of 8)

CF-6R

Site Address 5826 Lake Way

Permit Number 040559

An installation certificate is required to be posted at the building site or made available for all appropriate inspections. (The information provided on this form is required; however, use of this form to provide the information is optional.) After completion of final inspection, a copy must be provided to the building department (upon request) and the building owner at occupancy, per Section 10-103(b).

**HVAC SYSTEMS:**

**Heating Equipment**

Equip. Type (pkg. heat pump)	CEC Certified Mfr Name and Model Number	# of Identical Systems	Efficiency (AFUE, etc.) <sup>1</sup> (>CF-1R value)	Duct Location (attic, etc.)	Duct or Piping R-value	Heating Load (Btu/hr)	Heating Capacity (Btu/hr)
<u>FURNACE</u>	<u>58STX110-22</u>	<u>1</u>	<u>80%</u>	<u>ATTIC</u>	<u>0.0</u>	<u>53,034</u>	<u>110,000</u>

**Cooling Equipment**

Equip. Type (pkg. heat pump)	CEC Certified Compressor Unit Mfr Name and Model Number	# of Identical Systems	Efficiency (SEER, etc.) <sup>1</sup> (>CF-1R value)	Duct Location (attic, etc.)	Duct R-value	Cooling Load (Btu/hr)	Cooling Capacity (Btu/hr)
<u>A/C</u>	<u>38CKE060</u>	<u>1</u>	<u>10.0</u>	<u>ATTIC</u>	<u>0.0</u>	<u>35,075</u>	<u>49,600</u>

1.  $\geq$  reads greater than or equal to.

I, the undersigned, verify that equipment listed above is: 1) the actual equipment installed, 2) equivalent to or more efficient than that specified in the certificate of compliance (Form CF-1R) submitted for compliance with the Energy Efficiency Standards for residential buildings, and 3) equipment that meets or exceeds the appropriate requirements for manufactured devices (from the Appliance Efficiency Regulations or Part 6), where applicable.

Signature, Date

BEUTLER CORPORATION  
Installing Subcontractor (Co. Name)  
OR General Contractor (Co. Name) OR Owner

**WATER HEATING SYSTEMS:**

Heater Type	CEC Certified Mfr Name & Model Number	Distribution Type (Std., Point-of-Use)	If Recirculation, Control Type	# of Identical Systems	Rated <sup>2</sup> Input (kW or Btu/hr)	Tank Volume (gallons)	Efficiency <sup>2</sup> (EF, RE)	Standby <sup>2</sup> Loss (%)	External Insulation R-value <sup>3</sup>
<u>GAS</u>	<u>BRADFORD WHITE M-4-5070FBN</u>	<u>STD</u>	<u>N/A</u>	<u>1</u>	<u>40,000</u>	<u>50</u>	<u>.62</u>		<u>R-16</u>

- For small gas storage (rated input of less than or equal to 75,000 Btu/hr), electric resistance and heat pump water heaters, list Energy Factor.
  - For large gas storage water heaters (rated input of greater than 75,000 Btu/hr), list Recovery Efficiency, Standby Loss and Rated Input.
  - For instantaneous gas water heaters, list Recovery Efficiency and Rated Input.
3. R-12 external insulation is mandatory for storage water heaters with an energy factor of less than 0.58.

**Faucets & Shower Heads:**

All faucets and showerheads installed are certified to the Commission, pursuant to Title 24, Part 6, Section 111.

I, the undersigned, verify that equipment listed above my signature is: 1) the actual equipment installed; 2) equivalent to or more efficient than that specified in the certificate of compliance (Form CF-1R) submitted for compliance with the Energy Efficiency Standards for residential buildings; and 3) equipment that meets or exceeds the appropriate requirements for manufactured devices (from the Appliance Efficiency Regulations or Part 6), where applicable.

Signature, Date

J.R. PIERCE PLUMBING CO.  
Installing Subcontractor (Co. Name) OR  
General Contractor (Co. Name) OR Owner

COPY TO: Building Department  
HERS Provider (if applicable)  
Building Owner at Occupancy

January 4, 2001

INSTALLATION CERTIFICATE

Site Address 5826 Colfax

Permit Number 0408396

FENESTRATION/GLAZING:

Manufacturer/Brand Name (GROUP LIKE PRODUCTS)	Product U-Factor <sup>1</sup> (≤ CF-1R value) <sup>2</sup>	Product SHGC <sup>1</sup> (≤ CF-1R value) <sup>2</sup>	# of Panes	Total Quantity of Like Product (Optional)	Square Feet	Exterior Shading Device or Overhang	Comments/Location/Special Features
1. <u>6110</u>	<u>HV</u>	<u>.35</u>			<u>208</u>		
2. <u>6210</u>	<u>SH</u>	<u>.38</u>			<u>108</u>		
3. <u>5021</u>	<u>SGD</u>	<u>.34</u>			<u>48</u>		
4. <u>0340</u>	<u>PW</u>	<u>.33</u>			<u>91</u>		
5.							
6.							
7.							
8.							
9.							
10.							
11.							
12.							
13.							
14.							
15.							

<sup>1</sup> Manufactured fenestration products use the values from the product label. Field fabricated fenestration products use the default values from Section 116 of the Energy Efficiency Standards.

<sup>2</sup> Installed U-Factor must be less than or equal to values from CF-1R. Installed SHGC must be less than or equal to values from CF-1R, or a shading device (exterior or overhang) is installed as specified on the CF-1R. Alternatively, installed weighted average U-Factors for the total fenestration area are less than or equal to values from CF-1R.

I, the undersigned, verify that the fenestration/glazing listed above my signature: 1) is the actual fenestration product installed; 2) is equivalent to or has a lower U-Factor and lower SHGC than that specified in the certificate of compliance (Form CF-1R) submitted for compliance with the *Energy Efficiency Standards* for residential buildings; and 3) the product meets or exceeds the appropriate requirements for manufactured devices (from Part 6), where applicable.

<u>4</u>		<u>MILGARD WINDOWS</u>
Item #s (if applicable)	Signature, Date	Installing Subcontractor (Co. Name) OR General Contractor (Co. Name) OR Owner OR Window Distributor
Item #s (if applicable)	Signature, Date	Installing Subcontractor (Co. Name) OR General Contractor (Co. Name) OR Owner OR Window Distributor
Item #s (if applicable)	Signature, Date	Installing Subcontractor (Co. Name) OR General Contractor (Co. Name) OR Owner OR Window Distributor

COPY TO: Building Department  
HERS Provider (if applicable)  
Building Owner at Occupancy

**INSTALLATION CERTIFICATE**

0406376

PLAN #, LOT

D.R HORTON - STERLING HILLS-SCHUMACHER MEADOWS-NTOAMAS CREEK 66

CF-6R

Site Address

5876 Lot 4 WY

Permit Number

An installation certificate is required to be posted in the building site or made available for all appropriate inspections. (The information provided on this form is required; however, use of this form to provide the information is optional.) After completion of final inspection a copy must be provided to the building department (upon request) and the building owner at occupancy, per Section 10-103(b).

**HVAC SYSTEMS:**

Heating Equipment

Equip. Type (pkg. Heat pump)	CEC Certified Mfr name and Model #	# of Identical Systems	(1) Efficiency (AFUE, etc.) > CF-1R value	Duct Location (attic, etc.)	Duct or Piping R-value	Heating Load (Btu/hr)	Heating Capacity (Btu/hr)	
FURNACE	58STX090-18	1	80%	ATTIC	6.0	28,636	90,000	Plan 1
FURNACE	58MXA080-16	1	92%	ATTIC	6.0	35,352	80,000	Plan 2
FURNACE	58STX110-22	1	80%	ATTIC	6.0	63,854	110,000	Plan 3
FURNACE	58STX110-22	1	80%	ATTIC	6.0	51,107	110,000	Plan 4

Cooling Equipment

Equip. Type (pkg. Heat pump)	CEC Certified Compressor Unit Mfr Name and Model #	# of Identical Systems	(1) Efficiency (SEER, etc.) > CF-1R value	Duct Location (attic, etc.)	Duct R-value	Cooling Load (Btu/hr)	Cooling Capacity (Btu/hr)	
A/C	38BRC042-3	1	12.0	ATTIC	6.0	26,564	35,800	Plan 1
A/C	38BRC046-3	1	12.0	ATTIC	6.0	31,635	41,800	Plan 2
A/C	38CKC060	1	10.0	ATTIC	6.0	35,075	49,600	Plan 3
A/C	38CKC060	1	10.0	ATTIC	6.0	38,043	49,300	Plan 4

TXV INCLUDED WITH THE COIL

(1) > reads greater than or equal to.

I, the undersigned, verify that equipment listed above is: 1) the actual equipment installed; 2) equivalent to or more efficient than that specified in the certificate of compliance (Form CF-1R) submitted for compliance with the Energy Efficiency Standards for residential buildings; and 3) equipment that meets or exceeds the appropriate requirements for manufactured devices (from the Appliance Efficiency Regulations or Part 6), where applicable.

*[Signature]*  
Signature, Date 1/18/04

BEUTLER CORPORATION

Installing Subcontractor (Co. Name)  
OR General Contractor (Co. Name) OR Owner

**WATER HEATING SYSTEMS:**

Heater Type	CEC Certified Mfr Name & Model #	Distribution Type (Std. point of use)	If Recirculation Control Type	# of Identical Systems	(2) Rated Input (kW or Btu/hr)	Tank Volume (gallons)	(2) Efficiency (E.F., E.R.E)	(2) Standby Loss (%)	External Insulation R-Value

(2) For small gas storage (rated input of less than or equal to 75,000 Btu/hr), electric resistance and heat pump water heaters, list Energy Factor. For large gas storage water heaters (rated input of greater than 75,000 Btu/hr), list Recovery Efficiency, Standby Loss and Rated Input. For instantaneous gas water heaters, list Recovery efficiency and Rated Input.

(3) R-12 external insulation is mandatory for storage water heaters with an energy factor of less than 0.58.

**Facets & Shower Heads:**

All facets and showerheads installed are certified to the Commission, pursuant to Title 24, Part 6, Section 111.

I, the undersigned, verify that equipment listed above my signature is: 1) the actual equipment installed; 2) equivalent to or more efficient than that specified in the certificate of compliance (Form CF-1R) submitted for compliance with the Energy Efficiency Standards for residential buildings; and 3) equipment that meets or exceeds the appropriate requirements for manufactured devices (from the Appliance Efficiency Regulations or Part 6), where applicable.

*[Signature]*  
Signature, Date  
COPY TO: Building Department

HERS Provider (if applicable): Building Owner or OR General Contractor (Co. Name) OR Owner

**INSTALLATION CERTIFICATE**

(page 1 of 4)

CF-6R

D.R. Horton Sterling Hills All Plans  
 Site Address 5826 1st St W Permit Number \_\_\_\_\_

An installation certificate is required to be posted at the building site or made available for all appropriate inspections. (The information provided on this form is required; however, use of this form to provide the information is optional.) After completion of final inspection, a copy must be provided to the building department (upon request) and the building owner at occupancy, per Section 10-103(b).

**HVAC SYSTEMS:**

**Heating Equipment**

Equip. Type (pkg. heat pump)	CEC Certified Mfr Name and Model Number	# of Identical Systems	Efficiency (AFUE, etc.) <sup>1</sup> (2CF-1R value)	Duct Location (attic, etc.)	Duct or Piping R-value	Heating Load (Btu/hr)	Heating Capacity (Btu/hr)

**Cooling Equipment**

Equip. Type (pkg. heat pump)	CEC Certified Compressor Unit Mfr Name and Model Number	# of Identical Systems	Efficiency (SEER, etc.) <sup>1</sup> (2CF-1R value)	Duct Location (attic, etc.)	Duct R-value	Cooling Load (Btu/hr)	Cooling Capacity (Btu/hr)

1.  $\geq$  reads greater than or equal to.

I, the undersigned, verify that equipment listed above is: 1) is the actual equipment installed, 2) equivalent to or more efficient than that specified in the certificate of compliance (Form CF-1R) submitted for compliance with the Energy Efficiency Standards for residential buildings, and 3) equipment that meets or exceeds the appropriate requirements for manufactured devices (from the Appliance Efficiency Regulations or Part 6), where applicable.

Signature, Date \_\_\_\_\_

Installing Subcontractor (Co. Name) \_\_\_\_\_  
 OR General Contractor (Co. Name) OR Owner \_\_\_\_\_

**WATER HEATING SYSTEMS:**

Heater Type	CEC Certified Mfr Name & Model Number	Distribution Type (Std. Point-of-Use)	If Recirculation, Control Type	# of Identical Systems	Rated <sup>1</sup> Input (kW or Btu/hr)	Tank Volume (gallons)	Efficiency <sup>1</sup> (EF, RE)	Standby <sup>1</sup> Loss (%)	External Insulation R-value
Gas	Bradford White W-4-50S16FBN	STD	N/A	1	40,000	50	0.62		R-16

2 For small gas storage (rated input of less than or equal to 75,000 Btu/hr), electric resistance and heat pump water heaters, list Energy Factor. For large gas storage water heaters (rated input of greater than 75,000 Btu/hr), list Recovery Efficiency, Standby Loss and Rated Input. For instantaneous gas water heaters, list Recovery Efficiency and Rated Input.

**Faucets & Shower Heads:**

All faucets and showerheads installed are certified to the Commission, pursuant to Title 24, Part 6, Subchapter 2, Section 111.

I, the undersigned, verify that equipment listed above my signature: 1) is the actual equipment installed; 2) is equivalent to or more efficient than that specified in the certificate of compliance (Form CF-1R) submitted for compliance with the Energy Efficiency Standards for residential buildings; and 3) the equipment meets or exceeds the appropriate requirements for manufactured devices (from the Appliance Efficiency Regulations or Part 6), where applicable.

[Signature] 11/9/04  
 Signature, Date

J.R. Pierce Plumbing Co.  
 Installing Subcontractor (Co. Name) OR  
 General Contractor (Co. Name) OR Owner

COPY TO: Building Department  
 Building Owner at Occupancy



**INSTALLATION CERTIFICATE**

(page 2 of 4)

CF-6R

DR. HORTON - STERLING HILLS PLAN 3

Site Address 0408 396

5826 101-4 Permit Number

**FENESTRATION/GLAZING:**

Manufacturer/Brand Name (GROUP LIKE PRODUCTS)	Operator Type (A-D) (Fixed, Alder)	Manufactured Products Labelled U-value (≤ CF-1R value) <sup>2</sup>	Site Built Products # at Permit	Default U-Value <sup>2</sup>	Quantity (Options)	Total Square Feet	Comments/ Special Features
1. 6110	HV	.35				208	
2. 6210	SH	.35				168	
3. 5621	SGD	.34				48	
4. 6340	FW	.33				91	
5.							
6.							
7.							
8.							
9.							
10.							
11.							
12.							
13.							
14.							
15.							

<sup>2</sup> Installed U-value must be less than or equal to value from CF-1R. Alternatively, installed weighted average U-value for the total fenestration area is less than or equal to value from CF-1R.

I, the undersigned, verify that the fenestration/glazing listed above my signature (1) is the actual fenestration product installed; (2) is equivalent to or more efficient than that specified in the certificate of compliance (Form CF-1R) submitted for compliance with the Energy Efficiency Standards for residential buildings; and (3) the product meets or exceeds the appropriate requirements for manufactured devices (from Part 6), where applicable.

<p>4 Item #s (if applicable)</p>	<p><u>Joe Bault 11/8/04</u> Signature, Date</p>	<p><u>MILLARD WINDENIS</u> Installing Subcontractor (Co. Name) OR General Contractor (Co. Name) OR Owner</p>
<p>Item #s (if applicable)</p>	<p>Signature, Date</p>	<p>Installing Subcontractor (Co. Name) OR General Contractor (Co. Name) OR Owner</p>
<p>Item #s (if applicable)</p>	<p>Signature, Date</p>	<p>Installing Subcontractor (Co. Name) OR General Contractor (Co. Name) OR Owner</p>

COPY TO: Building Department  
Building Owner at Occupancy

Compliance Form: July 1, 1995

COPY TO: Building Department  
Building Owner at Occupancy

Compliance Form: July 1, 1995