

CITY OF SACRAMENTO  
1231 I Street, Sacramento, CA 95814

Permit No: 0007947  
Insp Area: 1

Site Address: 640 SANTA YNEZ WY SAC  
Parcel No: 004-0273-006

Sub-Type: ASFR  
Housing (Y/N): N

**CONTRACTOR**  
PACIFIC BUILDERS  
5421 84TH ST  
SAC, CA. 95826

**OWNER**  
BOND LINDA G  
640 SANTA YNEZ WY  
SACRAMENTO CA 95816

**ARCHITECT**

Nature of Work: NEW 512 SQ FT PATIO COVER

**CONSTRUCTION LENDING AGENCY:** I hereby affirm under penalty of perjury that there is a construction lending agency for the performance of the work for which this permit is issued (Sec. 3097, Civ. C).

Lender's Name \_\_\_\_\_ Lender's Address \_\_\_\_\_

**LICENSED CONTRACTORS DECLARATION:** I hereby affirm under penalty of perjury that I am licensed under provisions of Chapter 9 (commencing with section 7000) of Division 3 of the Business and Professions Code and my license is in full force and effect.

X License Class B License Number 214409 Date 7-13-00 Contractor Signature PACIFIC BUILDERS / [Signature]

**OWNER-BUILDER DECLARATION:** I hereby affirm under penalty of perjury that I am exempt from the contractors License Law for the following reason (Sec. 7031.5, Business and Professions Code; any city or county which requires a permit to construct, alter, improve, demolish, or repair any structure, prior to its issuance, also requires the applicant for such permit to file a signed statement that he or she is licensed pursuant to the provisions of the Contractors License Law (Chapter 9 (commencing with Section 7000) of Division 8 of the Business and Professions Code) or that he or she is exempt therefrom and the basis for the alleged exemption. Any violation of Section 7031.5 by any applicant for a permit subjects the applicant to a civil penalty of not more than five hundred dollars (\$500.00);

\_\_\_\_\_, I, as a owner of the property, or my employees with wages as their sole compensation, will do the work, and the structure is not intended or offered for sale (Sec. 7044, Business and Professional Code: The Contractors License Law does not apply to an owner of property who builds or improves thereon, and who does such work himself or herself or through his/her own employees, provided that such improvements are not intended or offered for sale. If, however, the building or improvement is sold within one year of completion, the owner-builder will have the burden of proving that he/she did not build or improve for the purpose of sale.)

\_\_\_\_\_, I, as owner of the property, am exclusively contracting with licensed contractors to construct the project (Sec. 7044, Business and Professions Code: The Contractors License Law does not apply to an owner of property who builds or improves thereon, and who contracts for such projects with a contractor(s) licensed pursuant to the Contractors License Law).

\_\_\_\_\_, I am exempt under Sec. \_\_\_\_\_ B & PC for this reason: \_\_\_\_\_

Date \_\_\_\_\_ Owner Signature \_\_\_\_\_

**IN ISSUING THIS BUILDING PERMIT,** the applicant represents, and the city relies on the representation of the applicant, that the applicant verified all measurements and locations shown on the application or accompanying drawings and that the improvement to be constructed does not violate any law or private agreement relating to permissible or prohibited locations for such improvements. This building permit does not authorize any illegal location of any improvement or the violation of any private agreement relating to location of improvements.

I certify that I have read this application and state that all information is correct. I agree to comply with all city and county ordinances and state laws relating to building construction and hereby authorize representative(s) of this city to enter upon the abovementioned property for inspection purposes.

X Date 7-13-00 Applicant/Agent Signature [Signature]

**WORKER'S COMPENSATION DECLARATION:** I hereby affirm under penalty of perjury one of the following declarations:

\_\_\_\_\_, I have and will maintain a certificate of consent to self-insure for workers' compensation as provided for by Section 3700 of the Labor Code, for the performance of work for which the permit is issued.

→ [Signature] I have and will maintain workers' compensation insurance, as required by Section 3700 of the Labor Code, for the performance of the work for which this permit is issued. My workers' compensation insurance carrier and policy number are:

Carrier VILLANOVA INSURANCE COMPANY C/ Policy Number WC11231179 Exp Date 10/01/2000

\_\_\_\_\_, (This section need not be completed if the permit is self-insured.) I hereby affirm under penalty of perjury that in the performance of the work for which this permit is issued, I shall not employ any person in any manner so as to become subject to the workers' compensation laws of California and agree that if I should become subject to the workers' compensation provisions of Section 3700 of the Labor Code, I shall forthwith comply with those provisions.

X Date 7-13-00 Applicant Signature [Signature]

**WARNING:** FAILURE TO SECURE WORKER'S COMPENSATION COVERAGE IS UNLAWFUL AND SHALL SUBJECT AN EMPLOYER TO CRIMINAL PENALTIES AND CIVIL FINES UP TO ONE HUNDRED THOUSAND DOLLARS (\$100,000) IN ADDITION TO THE COST OF COMPENSATION, DAMAGES AS PROVIDED FOR IN SECTION 3706 OF THE LABOR CODE, INTEREST AND ATTORNEY'S FEE.

**THIS PERMIT SHALL EXPIRE BY LIMITATION IF WORK IS NOT COMMENCED WITHIN 180 DAYS.**

Date of Request: SM  
By: 7-13-00

**CITY OF SACRAMENTO DEVELOPMENT SERVICES DIVISION  
PLANNING AND ZONING INFORMATION REQUEST**

Project Address: 640 SANTA YNESE WAY

Assessor's Parcel Number: 004-0273-006

Previous Use: SFD

Description of Request/Proposed Use: PATIO COVER 512 sq ft

Is This a Change of Use? \_\_\_\_\_

Zoning Designation: R-1

Prior Applications for Project Site(P#, Z#, DRPB#): \_\_\_\_\_

Comments: \_\_\_\_\_

Are There Any Planning Issues?: (circle one) YES  NO

\* Staff Site Plan Check Required? (Circle one) YES  NO

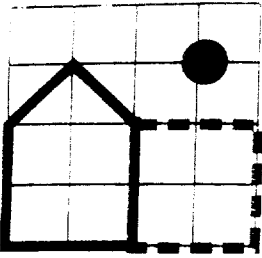
\* Field Inspection Required? (Circle one) YES  NO

\* Design Review/Preservation Required?: (Circle one) YES  NO

Planning Review by/Date: [Signature] 13 JUL 00

A list of items that must be reviewed by Planning is provided on the reverse side of this form.

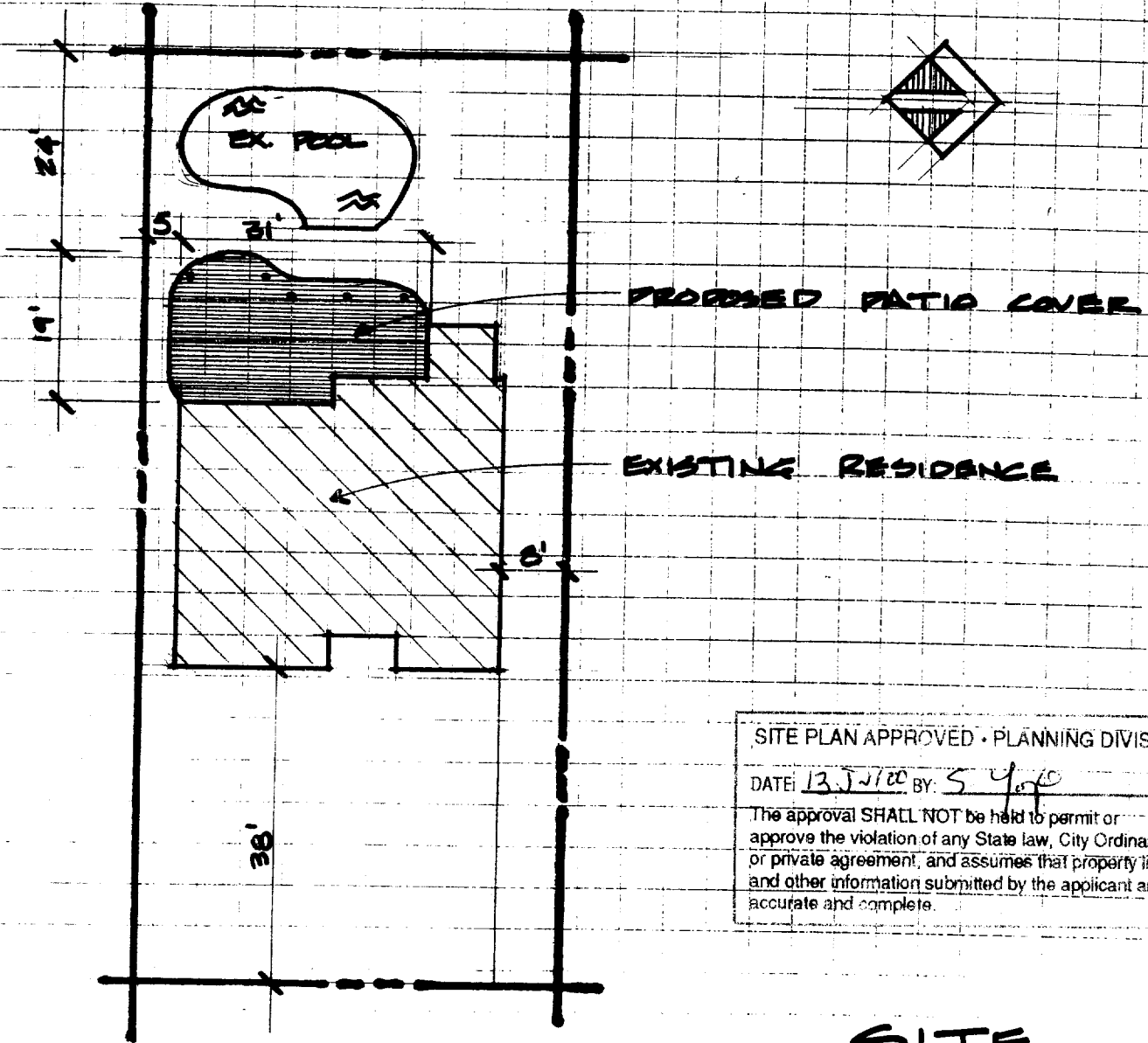
MICROFILM AFTER FINAL



**PACIFIC BUILDERS**

5421 84th Street  
Sacramento, CA 95826  
(916) 383-3168

**Work Sheet**



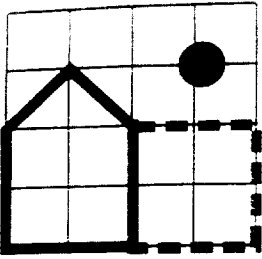
SITE PLAN APPROVED • PLANNING DIVISION  
 DATE: 13 JUL 2000 BY: S Y J  
 The approval SHALL NOT be held to permit or approve the violation of any State law, City Ordinance, or private agreement, and assumes that property lines and other information submitted by the applicant are accurate and complete.

SANTA YNEZ WAY

**SITE PLAN**  
 1" = 20'-0"

Name: LINDA BOND  
 Address: 640 SANTA YNEZ WAY  
 City: SACRAMENTO 95816  
 Phone: 454-6165 7/11/00 G.P.N.

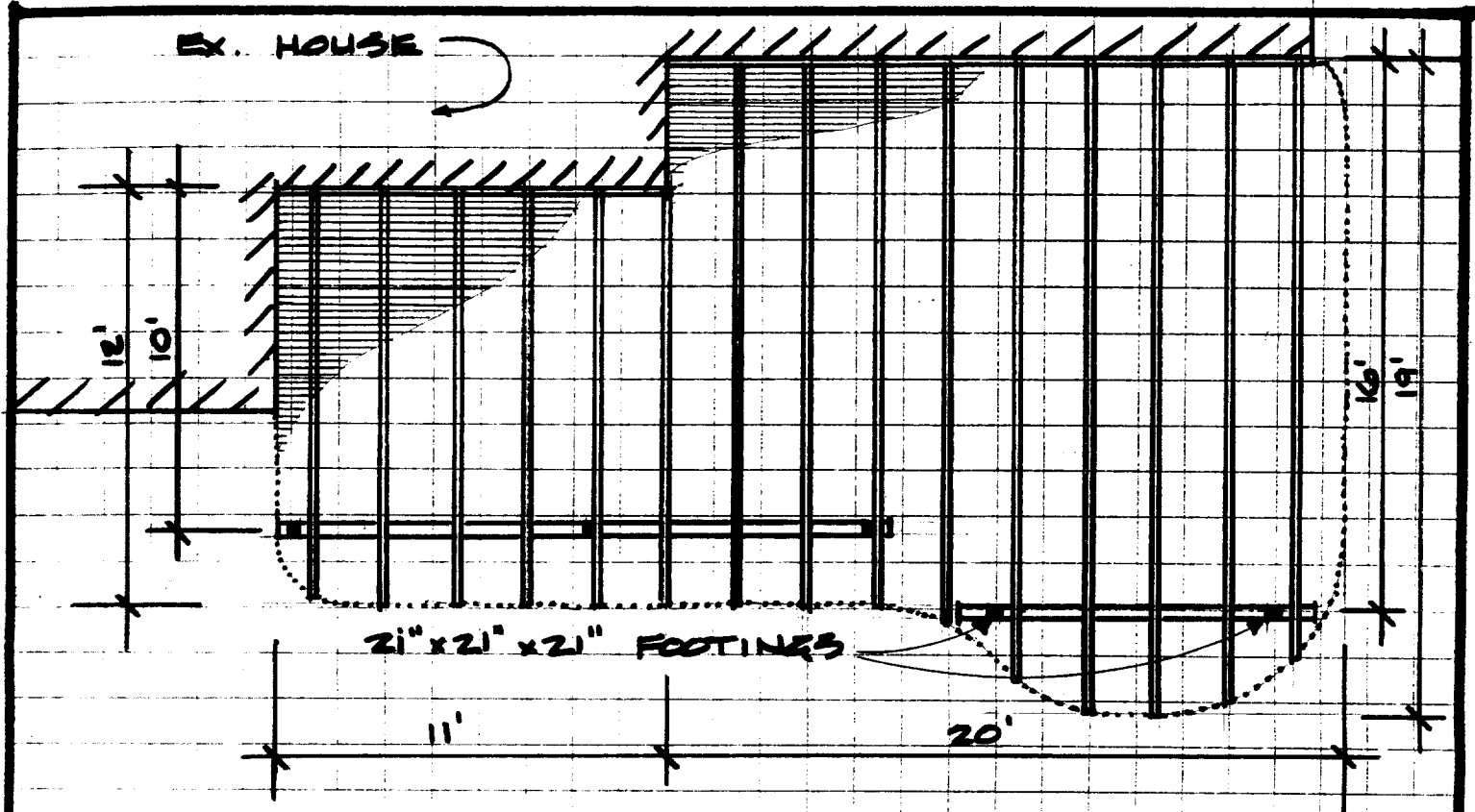
Diagram and Size approved by customer



**PACIFIC<sup>®</sup>  
BUILDERS**

5421 84th Street  
Sacramento, CA 95826  
(916) 383-3168

## Work Sheet

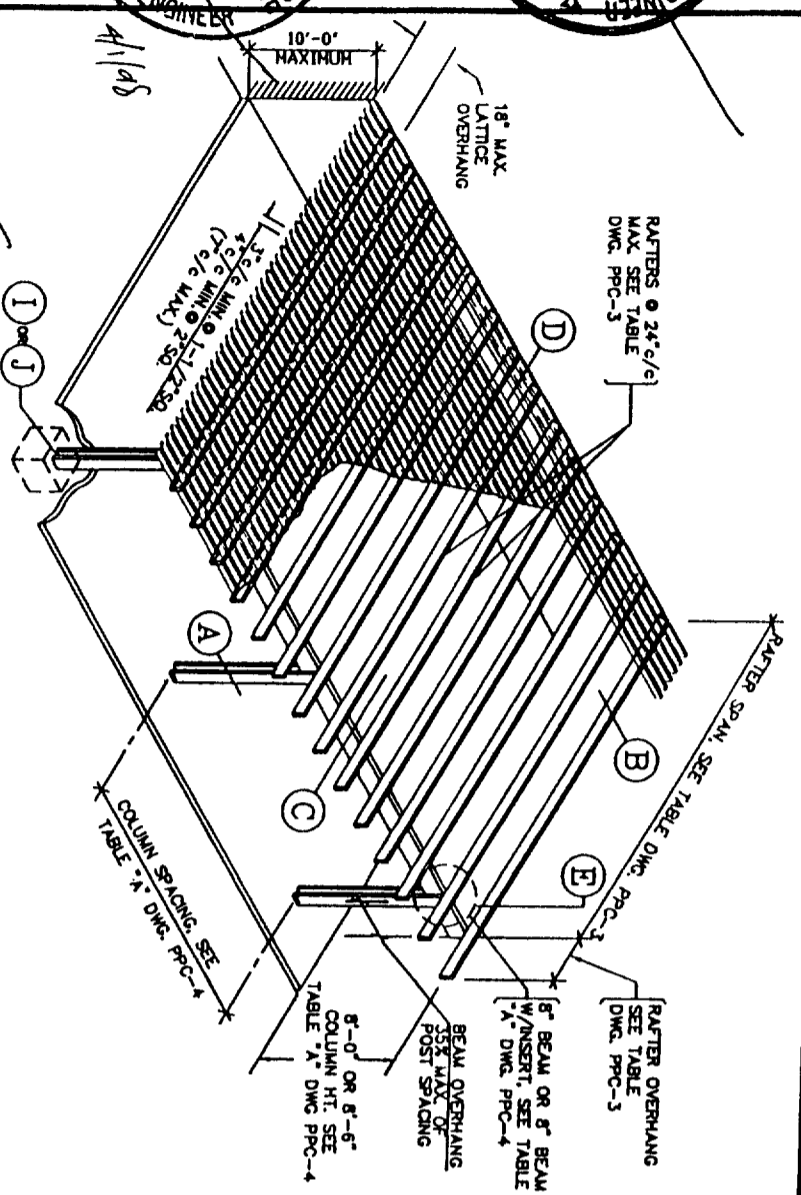
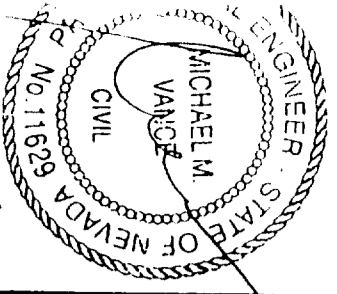

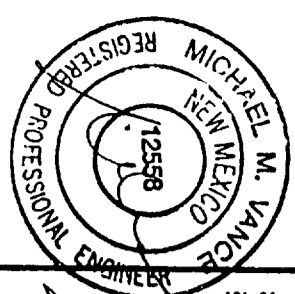



### OVERHEAD VIEW

- 2" x 2" LATTICE TUBES - 2" APART
- 2" x 6" RAFTERS @ 24" C.E.
- 3" x 8" SET-BACK BEAMS
- 3" x 3" POSTS W/ 2" x 6" SIDEPLATES
- 2" x 6" WOOD-FILLED, WALL-MOUNTED LEDGER
- ATTACH. HT. = 125" ± - INSTALL LEVEL
- COLOR TO BE WHITE

Name: LINDA BOND  
 Address: 640 SANTA YNEZ WAY  
 City: SACRAMENTO 95816  
 Phone: 454-6165 7/11/00 G.P.N.

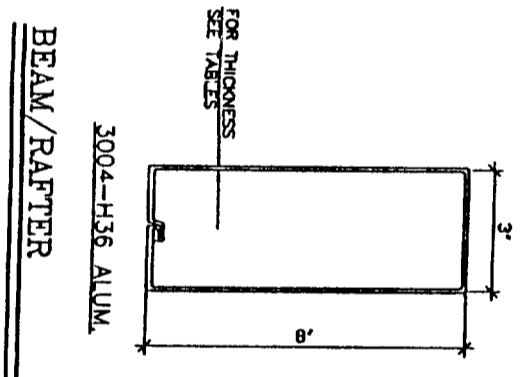
Diagram and size approved by customer.



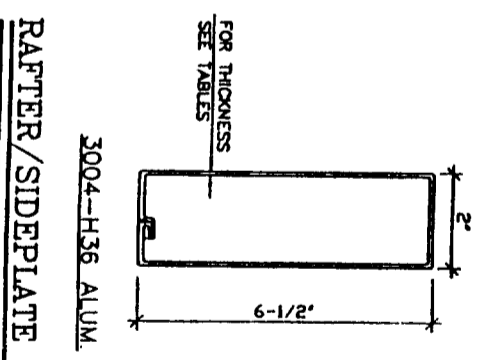
**ATTACHED PERGOLA PATIO COVER  
(WITH LATTICE COVERING)**

**GENERAL NOTES & SPECIFICATIONS**

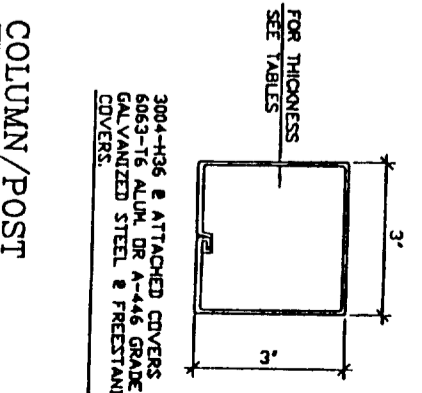
1. ALUMINUM DESIGN STRESSES ARE PER THE LATEST EDITION OF THE UNIFORM BUILDING CODE AND THE ALUMINUM CONSTRUCTION MANUAL.
2. ALTERNATE ALUMINUM ALLOYS MAY BE SUBSTITUTED FOR THOSE SHOWN, PROVIDED THEY ARE REGISTERED WITH THE ALUMINUM ASSOCIATION AND HAVE EQUAL OR GREATER YIELD AND ULTIMATE STRENGTHS.
3. ALL CONCRETE SHALL HAVE A MINIMUM 28 DAY COMPRESSIVE STRENGTH OF 2000 PSI. CONCRETE SLAB SHALL HAVE 3 1/2" MINIMUM THICKNESS AND SHALL BE IN GOOD CONDITION.
4. ALL FOOTINGS SHALL BEAR ON FIRM, NATURAL, UNDISTURBED SOIL OR CERTIFIED FILL. DESIGN VERTICAL SOIL BEARING PRESSURE = 1000 PSF.
5. ALL STEEL MEMBERS SHALL BE HOT DIP GALVANIZED OR ELECTROPLATED AND CONFORM TO ASTM SPEC. A-446 GRADE 'C' UNLESS NOTED OTHERWISE.
6. ALUMINUM FASTENERS SHALL BE 2024-T4, ALL OTHER FASTENERS SHALL BE GALVANIZED, STAINLESS STEEL OR CADMIUM PLATED. ALL BOLTS SHALL CONFORM TO ASTM SPEC. A-307 AND HAVE STANDARD CUT PLATE WASHERS. HOLES FOR BOLTS SHALL BE BOLT DIAMETER PLUS 1/16 IN. MAXIMUM.
7. EXPANSION ANCHORS INTO CONCRETE SHALL BE ICBO EVALUATION SERVICE, INC. RECOGNIZED AND SHALL HAVE THE MINIMUM VALUES INDICATED IN TABLE 'C'. MINIMUM CONCRETE EDGE DISTANCE IS SIX (6) INCHES.
8. EACH INSTALLATION SHALL BEAR AN IDENTIFYING TAG GIVING THE NAME AND ADDRESS OF THE MANUFACTURER, DESIGN LOADS AND ENCLOSIBILITY.
9. ALL ITEMS PERTAINING TO EACH PARTICULAR INSTALLATION SHALL BE CIRCLED (I.E. PROJECTION, POST SPACING, FOOTING DETAIL, ETC.).
10. LATTICE TYPE COVERS SHALL NOT BE ENCLOSED, FREESTANDING COVERS OF ALL TYPES SHALL NOT BE ENCLOSED.
11. THE LATTICE TYPE STRUCTURES SHALL NOT BE COVERED WITH ANY TYPE OF SOLID MATERIAL AS THE DESIGN LOADS HAVE ONLY BEEN APPLIED TO THE HORIZONTAL PROJECTED AREA OF THE LATTICE, RAFTERS, BEAMS, ETC., PER I.C.B.O. CRITERIA.



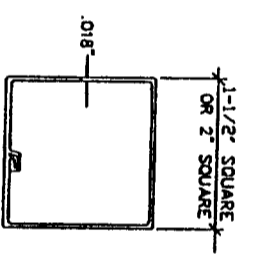
**1**



**2**

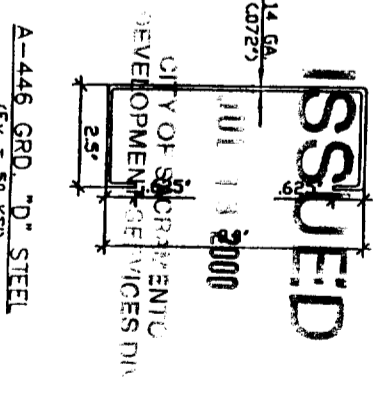


**3**



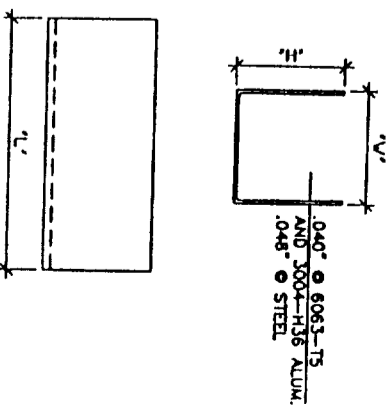
**LATTICE**

**4**



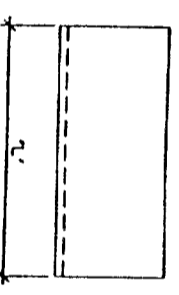
**BEAM INSERT**

**5**



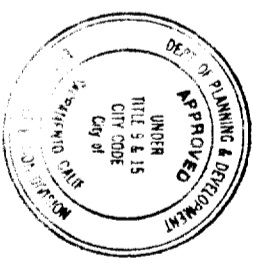
**TYPICAL "U" BRACKET**

**6**



**TYPICAL "A" BRACKET**

**7**



This set of plans and specifications must be kept on the job at all times and it is unlawful to make any changes or alterations from the same without written permissions from the Building Inspection Division. The approval of this plan and specification shall NOT be held to permit or approve the violation of any City Ordinance or State Law.

**Distributed by:**

**Viking Builders, Inc. - Viking Aluminum, Inc. - Viking-Ajaxx Supply**  
 5421 E. Cheyenne 1440 S. Balboa Ave 11385 Sunrise Park Drive #200  
 Las Vegas, NV 89115 Ontario, CA 91761 Rancho Cordova, CA 95742  
 702-644-0301 909-930-1541 916-635-2245

Manufactured by: **Texas Aluminum Industries, Inc.**  
 2900 Patio Drive  
 Houston, Texas 77017

**ADDENDUM TO ICBO EVALUATION SERVICE INC. REPORT 1841P**



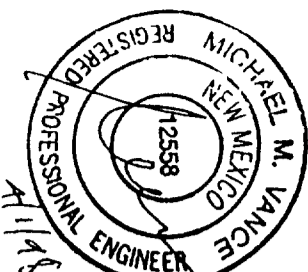

**Sun Country™ Deluxe Lattice System**

DRAWN BY: gmw SCALE: NONE DATE: MAR. 31, 1998

ASHTON VANCE & ASSOC., INC.

DRAWING DESCRIPTION: GENERAL NOTES, ISOMETRIC AND PART DETAILS (STEEL INSERT)

DRAWING NUMBER: PPC-1



**RAFTER SPAN TABLE**

DESIGN LOAD	RAFTER TYPE: 2" X 6 1/2" X .024" THICK			
	24" SPACING	22" SPACING	20" SPACING	18" SPACING
	SPAN	O'HANG	SPAN	O'HANG
10 PSF L.L.	12'-5"	4'-6"	13'-0"	4'-6"
20 PSF L.L./S.L.	9'-3"	3'-6"	9'-8"	3'-8"
30 PSF S.L.	7'-8"	3'-0"	8'-0"	3'-5"
70 MPH THRU WIND *	12'-5"	4'-6"	13'-0"	4'-6"
	RAFTER TYPE: 2" X 6 1/2" X .032" THICK			
10 PSF L.L.	16'-7"	4'-6"	17'-4"	4'-6"
20 PSF L.L./S.L.	12'-4"	4'-6"	12'-10"	4'-6"
30 PSF S.L.	10'-3"	4'-0"	10'-8"	4'-0"
70 MPH THRU WIND *	16'-7"	4'-6"	17'-4"	4'-6"
	RAFTER TYPE: 2" X 6 1/2" X .040" THICK			
10 PSF L.L.	20'-9"	4'-6"	21'-8"	4'-6"
20 PSF L.L./S.L.	15'-5"	4'-6"	16'-1"	4'-6"
30 PSF S.L.	12'-10"	4'-0"	13'-4"	4'-0"
70 MPH THRU WIND *	16'-7"	4'-6"	21'-8"	4'-6"
	RAFTER TYPE: 3" X 8" X .030" THICK			
10 PSF L.L.	17'-1"	4'-6"	17'-10"	4'-6"
20 PSF L.L./S.L.	12'-8"	4'-6"	13'-3"	4'-6"
30 PSF S.L.	10'-6"	4'-0"	11'-0"	4'-0"
70 MPH THRU WIND *	17'-1"	4'-6"	17'-10"	4'-6"
	RAFTER TYPE: 3" X 8" X .036" THICK			
10 PSF L.L.	20'-8"	4'-6"	21'-7"	4'-6"
20 PSF L.L./S.L.	15'-4"	4'-6"	16'-0"	4'-6"
30 PSF S.L.	12'-9"	4'-0"	13'-4"	4'-0"
70 MPH THRU WIND *	20'-8"	4'-6"	21'-7"	4'-6"
	RAFTER TYPE: 3" X 8" X .042" THICK			
10 PSF L.L.	23'-10"	4'-6"	25'-0"	4'-6"
20 PSF L.L./S.L.	17'-9"	4'-6"	18'-6"	4'-6"
30 PSF S.L.	14'-9"	4'-0"	15'-5"	4'-0"
70 MPH THRU WIND *	23'-10"	4'-6"	25'-0"	4'-6"

\* FOR PATIO COVERS THAT ARE 10'-0" OR LESS IN HEIGHT.

**TRIBUTARY WIDTH TABLE**

MAXIMUM RAFTER OR ROOF PANEL SPAN	MAXIMUM RAFTER OR ROOF PANEL OVERHANG				
	0'-6"	1'-0"	1'-6"	2'-0"	2'-6"
6'-0"	3'-6"	4'-0"	5'-0"	5'-6"	—
7'-0"	4'-0"	4'-6"	5'-6"	6'-0"	6'-6"
8'-0"	4'-6"	5'-0"	6'-0"	6'-6"	7'-0"
9'-0"	5'-0"	5'-6"	6'-6"	7'-0"	7'-6"
10'-0"	5'-6"	6'-0"	7'-0"	7'-6"	8'-0"
11'-0"	6'-0"	6'-6"	7'-6"	8'-0"	8'-6"
12'-0"	6'-6"	7'-0"	8'-0"	8'-6"	9'-0"
13'-0"	7'-0"	7'-6"	8'-6"	9'-0"	9'-6"
14'-0"	7'-6"	8'-0"	8'-6"	9'-6"	10'-0"
15'-0"	8'-0"	8'-6"	9'-0"	10'-0"	10'-6"
16'-0"	8'-6"	9'-0"	9'-6"	10'-6"	11'-0"
17'-0"	9'-0"	9'-6"	10'-0"	11'-0"	11'-6"
18'-0"	9'-6"	10'-0"	10'-6"	11'-6"	12'-0"
19'-0"	10'-0"	10'-6"	11'-0"	12'-0"	—
20'-0"	10'-6"	11'-0"	11'-6"	12'-0"	—
21'-0"	11'-0"	11'-6"	12'-0"	—	—
22'-0"	11'-6"	12'-0"	—	—	—
23'-0"	12'-0"	—	—	—	—

**Distributed by:**

**Viking Builders, Inc. - Viking Aluminum, Inc. - Viking-Ajax Supply**  
 5421 E Cheyenne  
 Las Vegas, NV 89115  
 702-644-0301

1440 S Balboa Ave  
 Ontario, CA 91761  
 909-930-1541

11385 Sunrise Park Drive #200  
 Rancho Cordova, CA 95742  
 916-635-2245

Manufactured by:

Texas Aluminum Industries, Inc.  
 2900 Patio Drive  
 Houston, Texas 77017

**Sun Country™ Deluxe Lattice System**

ADDENDUM TO ICBO EVALUATION SERVICE INC. REPORT 1841P

DRAWN BY: cmv	SCALE: NONE
DATE: MAR 31, 1996	

ASHTON VANCE & ASSOC., INC.

DRAWING DESCRIPTION  
 RAFTER SPANS AND TRIBUTARY WIDTH TABLES

DRAWING NUMBER