

CITY OF SACRAMENTO
1231 I Street, Sacramento, CA 95814

Permit No: 0104954
Insp Area: 2

Site Address: 7303 LUTHER DR SAC
Parcel No: 049-0440-061 LUTHER ESTATES LOT 3

Sub-Type: NSFR
Housing (Y/N): N

CONTRACTOR
MAHAL CO
3 NAPLES CT
SAC, CA 95831

OWNER
DUNCAN R C
ORANGEVALE, CA
95662

ARCHITECT

Nature of Work: MP 1964 2 STORY 8 ROOM SFR

CONSTRUCTION LENDING AGENCY: I hereby affirm under penalty of perjury that there is a construction lending agency for the performance of the work for which this permit is issued (Sec. 3097, Civ. C.)

Lender's Name _____ Lender's Address _____

LICENSED CONTRACTORS DECLARATION: I hereby affirm under penalty of perjury that I am licensed under provisions of Chapter 9 (commencing with section 7000) of Division 3 of the Business and Professions Code and my license is in full force and effect.

License Class B License Number 70222 Date 4/25/01 Contractor Signature [Signature]

OWNER-BUILDER DECLARATION: I hereby affirm under penalty of perjury that I am exempt from the contractors License Law for the following reason (Sec. 7031.5, Business and Professions Code: any city or county which requires a permit to construct, alter, improve, demolish, or repair any structure, prior to its issuance, also requires the applicant for such permit to file a signed statement that he or she is licensed pursuant to the provisions of the Contractors License Law (Chapter 9 (commencing with Section 7000) of Division 8 of the Business and Professions Code) or that he or she is exempt therefrom and the basis for the alleged exemption: Any violation of Section 7031.5 by any applicant for a permit subjects the applicant to a civil penalty of not more than five hundred dollars (\$500.00).

A I, as a owner of the property, or my employees with wages as their sole compensation, will do the work, and the structure is not intended or offered for sale (Sec. 7044, Business and Professional Code: The Contractors License Law does not apply to an owner of property who builds or improves thereon, and who does such work himself or herself or through his/her own employees, provided that such improvements are not intended or offered for sale. If, however, the building or improvement is sold within one year of completion, the owner-builder will have the burden of proving that he/she did not build or improve for the purpose of sale.)

I, as owner of the property, am exclusively contracting with licensed contractors to construct the project (Sec. 7044, Business and Professions Code: The Contractors License Law does not apply to an owner of property who builds or improves thereon, and who contracts for such projects with a contractor(s) licensed pursuant to the Contractors License Law).

I am exempt under Sec. _____ B & PC for this reason: _____

Date 4/25/01 Owner Signature [Signature]

IN ISSUING THIS BUILDING PERMIT, the applicant represents, and the city relies on the representation of the applicant, that the applicant verified all measurements and locations shown on the application or accompanying drawings and that the improvement to be constructed does not violate any law or private agreement relating to permissible or prohibited locations for such improvements. This building permit does not authorize any illegal location of any improvement or the violation of any private agreement relating to location of improvements.

I certify that I have read this application and state that all information is correct. I agree to comply with all city and county ordinances and state laws relating to building construction and hereby authorize representative(s) of this city to enter upon the abovementioned property for inspection purposes.

Date 4/25/01 Applicant/Agent Signature [Signature]

WORKER'S COMPENSATION DECLARATION: I hereby affirm under penalty of perjury one of the following declarations:

I have and will maintain a certificate of consent to self-insure for workers' compensation as provided for by Section 3700 of the Labor Code, for the performance of work for which the permit is issued

A I have and will maintain workers' compensation insurance, as required by Section 3700 of the Labor Code, for the performance of the work for which this permit is issued. My workers' compensation insurance carrier and policy number are:


Carrier STATE FUND Policy Number 1616696 Exp Date 02/01/2002

(This section need not be completed if the permit is for \$100 or less) I certify that in the performance of the work for which this permit is issued, I shall not employ any person in any manner so as to become subject to the workers' compensation laws of California and agree that if I should become subject to the workers' compensation provisions of Section 3700 of the Labor Code, I shall forthwith comply with those provisions.

Date 4/25/01 Applicant Signature [Signature]

WARNING: FAILURE TO SECURE WORKER'S COMPENSATION COVERAGE IS UNLAWFUL AND SHALL SUBJECT AN EMPLOYER TO CRIMINAL PENALTIES AND CIVIL FINES UP TO ONE HUNDRED THOUSAND DOLLARS (\$100,000) IN ADDITION TO THE COST OF COMPENSATION, DAMAGES AS PROVIDED FOR IN SECTION 3706 OF THE LABOR CODE, INTEREST AND ATTORNEY'S FEE.

THIS PERMIT SHALL EXPIRE BY LIMITATION IF WORK IS NOT COMMENCED WITHIN 180 DAYS.



WesPac

insulation
a MASCO Company



809 North Market Blvd., Ste. 11 • Sacramento, CA 95834
(916) 927-7149 • Fax (916) 927-4257
Lic. #487478

0104954

Installed Insulation Certificate

We certify that the building insulation listed herein is installed in conformance with current energy conservation regulations, California Administrative Code, Title 24, State of California

R FACTOR	AREA	TYPE	INCHES/BAGS (BLOWN)
R38	CEILING AREA	FIBERGLASS BLOWN	14.75" / 25RBAGS
R38	CEILING AREA	FIBERGLASS BATT	13"
R13	EXT. WALL AREA	FIBERGLASS BATT	3.5"
R19	EXT. WALL AREA	FIBERGLASS BATT	6.5"

Certified by Jimmy Harvey
Title Secretary
7303 LUTHER DR
7303 LUTHER DR/13
Address or Lot Number
08/22/01
Date Installed
Phase #



BASALITE®

PACIFIC STUCCO SYSTEMS

4290 Roseville Road
North Highlands, CA 95660-5710
(916) 486-4094
Fax (916) 486-4187

Installation Card
Fiber Reinforced Stucco

Job Name and Address : LOTHER STATES
MAHAL CO

ICBO# 5269

8-30-01
Date of job completion
LOT-3

Plastering Contractor

Name: VISION PLASTER

Address: 8974 GREEN BACK LN

Telephone No. () 987-3324

Approved contractor as issued by Basalite/Pacific Stucco.

This is to certify the exterior coating system at the above address, has been installed in accordance with the evaluation report specified above and the manufacturers instructions.

[Signature]
Signature of authorized representative of
plastering contractor

10-10-01
Date

This installation card must be presented to the building inspector after completion of work and before final inspection.



610 C Street, Suite B
Marysville, CA 95901
Tel: (530) 743-6526 Fax: (530) 741-3339

August 20, 2001

City of Sacramento
Building Department
1231 I Street
Sacramento, CA

MICROFILM
© FINAL
RZ
8-21-01

RE: Mahal Company 1964 Master Plan - Addendum No. 5

This addendum is to be attached to the approved plans.


Responses to Correction List dated 8/16/01:

- OK • Response to Item 4: Per Simpson Strong-Tie Company, Inc. recommendation. See attached letter dated August 16, 2001.
- OK • Response to Item 12: Install a 3/4" CDX plywood or OSB sheathing (4'x8') over the notched area. The 3/4" plywood may be notched or routed to fit snug over the plumbing pipes and flush with the shear wall. The 3/4" plywood is to be nailed with 10d at 4" o.c. maximum. Plywood joints and nailing are to be staggered from those already in place on the shear wall.

Please call us if you have any questions.

Sincerely,

F. José Silva, P.E.
Project Engineer



cc: Surj Mahal

PERMIT NO.

0104954

AREA NO.

2

CORRECTION NOTICE

WHEN CORRECTIONS HAVE BEEN MADE, CALL 264-5191 FOR REINSPECTION OF WORK.

JOB LOCATION

7303 LUTHER DR

INSPECTION REQUESTED

FRAME

THE UNDERSIGNED BUILDING PLUMBING MECHANICAL ELECTRICAL INSPECTOR THIS DAY INSPECTED THIS STRUCTURE FOR THE REQUESTED INSPECTION AND FOUND THE FOLLOWING VIOLATIONS OF CITY AND/OR STATE LAWS GOVERNING SAME:

1 of 4

Struct
E
Struct
Engineer

4

① SEAL PENETRATIONS THRU LATH AT ALL ELEC. BOXES

② PROVIDE ELEC. OUTLET AT REAR OR EXT. + FRONT

③ SEAL EXTERIOR AT CONDENSATE

④ STRONG WALL DRILLED THRU FACE IN UNAPPROVED LOCATION FOR ELEC LIGHTS AT PORTAL - PROVIDE FIX.

Concrete

⑤ DRAFT STOP LEFT GARAGE WALL - ANCHOR BOLT WASHER/NUT

f

⑥ VENT AT TUB MAY NOT VENT FLAT WITH FLOWLINE - RISE ABOVE FLOWLINE BEFORE GOING HORIZONTAL

P

⑦ VENT @ W/C TO RISE 1/4" / FT - NO BACKGRADE

P

⑧ DRAIN LAWS 1/4" / FT

P

⑨ SUPPORT GAS PIPE HORIZONTAL + DROP @ W/HT

INSPECTOR

LEIKER

DATE

8/16/01

BUILDING INSPECTIONS 264-5716

JOB COPY

DO NOT REMOVE THIS TAG

PERMIT NO.
0104954

AREA NO.
2

CORRECTION NOTICE

WHEN CORRECTIONS HAVE BEEN MADE, CALL 264-5191 FOR REINSPECTION OF WORK.

JOB LOCATION 7303 LUTHER DR

INSPECTION REQUESTED FLAME

THE UNDERSIGNED BUILDING PLUMBING MECHANICAL ELECTRICAL
INSPECTOR THIS DAY INSPECTED THIS STRUCTURE FOR THE REQUESTED INSPECTION AND FOUND THE
FOLLOWING VIOLATIONS OF CITY AND/OR STATE LAWS GOVERNING SAME:

2 of 4

Figure 8

10) PROVIDE INSULATION BARRIER AT W/HTR VENT
INSTALL BASE PLATE SUPPORT FOR OVAL VENT

P

11) MID SPAN GUIDES FOR ALL ABS RISERS

12 Engineer

12) PLUMBING CUT THRU SHEAR WALLS AT REAR
OF GARAGE - PROVIDE FIX FOR NOTCHES OR
MOVE PLUG INTO WALL + REPAIR SHEAR WALL

P

13) PROVIDE PTT RELIEF VALVE DRAIN @ W/HTR

P

14) CLEAN OUT EXTENSION AT LAUNDRY TO BE
WYE TYPE FITTING

P

15) NAIL PLATE AT 3" BEHIND TUB

P

16) MIN 2" HORIZONTAL DRAIN @ TUB (2ND FL)
VENT VERTICAL, DO NOT CONNECT VENTS
UNTIL 2ND FL

P

17) PROVIDE 2x1 1/2 x 1 1/2 SILLING @ 1st FL LVL

INSPECTOR LEIKER

DATE 8/16/01

BUILDING INSPECTIONS 264-5716

JOB COPY

DO NOT REMOVE THIS TAG

**SIMPSON STRONG-TIE® COMPANY, INC.***The World's "No Equal" Structural Connector Company*

4120 Dublin Boulevard • Suite 400 • Dublin, California 94568

Phone: 925/560-9000 • FAX: 925/833-1496

August 16, 2001

Response to # 4

Joe Schulte
Lumberjack
8380 Florin Rd.
Sacramento, CA 95828
Phone: 916-386-8098
Fax: 916-381-7821

RE: Epoxy patch over hole in OSB sheathing of Simpson Standard Strong-Walls®

Dear Mr. Schulte:

Per our phone conversation on 8/16/01; there is a 5/8" diameter hole, in the OSB sheathing of a SW18x8, located 22" from the bottom of the wall and 1" from the inside of the double end post of the Strong-Wall®. Assuming this hole can be abandoned, the hole may be repaired with an epoxied OSB patch in accordance with the following conditions of use and installation:

Conditions of Use:

- 1) Epoxy patch repair of holes located directly above the bottom sill plate is not permitted.
- 2) Any hole to be epoxy patched shall not exceed dimensions of 6 inches square.
- 3) An additional hole may still be cutout of the OSB sheathing provided this opening is 12 inches minimum from the epoxy patch and per the specifications noted in our Installation Guide.

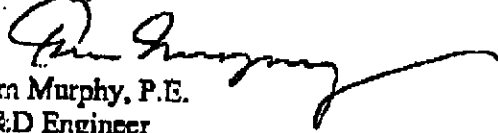
Epoxy Patch Installation:

- 1) A new piece of 15/32 inch thick, Structural I, OSB sheathing shall be cut such that one inch will extend beyond all edges of the opening. Thus for a 5/8" diameter hole, a 3" square patch will be necessary. No substitution on OSB type or thickness is permitted.
- 2) Simpson SET epoxy adhesive shall then be liberally applied to the rough side of the OSB sheathing patch over the entire one-inch overlap area. For those cutouts located directly adjacent to a stud or post, it is understood that the one inch overlap area is possible on only three sides. No substitution on epoxies is permitted.
- 3) The OSB patch shall then be compressed over the opening from the interior (framing) side of the Strong Wall. If necessary, the patch may be held in place with temporary blocking or screws. Cure time for the epoxy will occur in 24 hours at 60 degrees Fahrenheit or above.

Based on cyclic testing performed at our Brea Engineering & Research Facility, no load reduction shall be required on the allowable shear loads.

Thank you for your attention to this matter and please feel free to call me for additional assistance or clarification.

Sincerely,



Tina Murphy, P.E.
R&D Engineer
SIMPSON STRONG-TIE CO., INC.

CC: Mark Crawford, Karen Colonias, Jerry Gridley