

CITY OF SACRAMENTO
1231 I Street, Sacramento, CA 95814

Permit No: 0103916
Insp Area: 4

Site Address: 2929 BERGAMO WY SAC
Parcel No: 274-0530-006

Sub-Type: NSFR
UNITY PARKSIDE UNIT 1 LOT 6 Housing (Y/N): N

CONTRACTOR
REGIS CONTRACTORS
1425 RIVER PARK DR SUITE 530
SACRAMENTO CA 95815

OWNER

ARCHITECT

Nature of Work: MP 2002 2 STORY 10 ROOM SFR

CONSTRUCTION LENDING AGENCY: I hereby affirm under penalty of perjury that there is a construction lending agency for the performance of the work for which this permit is issued (Sec. 3097, Civ. C).

Lender's Name _____ Lender's Address _____

LICENSED CONTRACTORS DECLARATION: I hereby affirm under penalty of perjury that I am licensed under provisions of Chapter 9 (commencing with section 7000) of Division 3 of the Business and Professions Code and my license is in full force and effect.

License Class B License Number 208694 Date 4-4-01 Contractor Signature Don Moran

OWNER-BUILDER DECLARATION: I hereby affirm under penalty of perjury that I am exempt from the contractors License Law for the following reason (Sec. 7031.5, Business and Professions Code): any city or county which requires a permit to construct, alter, improve, demolish, or repair any structure, prior to its issuance, also requires the applicant for such permit to file a signed statement that he or she is licensed pursuant to the provisions of the Contractors License Law (Chapter 9 (commencing with Section 7000) of Division 8 of the Business and Professions Code) or that he or she is exempt herefrom and the basis for the alleged exemption: Any violation of Section 7031.5 by any applicant for a permit subjects the applicant to a civil penalty of not more than five hundred dollars (\$500.00).

I, as a owner of the property, or my employees with wages as their sole compensation, will do the work, and the structure is not intended or offered for sale (Sec. 7044, Business and Professions Code). The Contractors License Law does not apply to an owner of property who builds or improves thereon, and who does such work himself or herself or through his/her own employees, provided that such improvements are not intended or offered for sale. If, however, the building or improvement is sold within one year of completion, the owner-builder will have the burden of proving that he/she did not build or improve for the purpose of sale.)

I, as owner of the property, am exclusively contracting with licensed contractors to construct the project (Sec. 7044, Business and Professions Code). The Contractors License Law does not apply to an owner of property who builds or improves thereon, and who contracts for such projects with a contractor(s) licensed pursuant to the Contractors License Law.

I am exempt under Sec. _____ B & P for this reason: _____

Date _____ Owner Signature _____

IN ISSUING THIS BUILDING PERMIT, the applicant represents, and the city relies on the representation of the applicant, that the applicant verified all measurements and locations shown on the application or accompanying drawings and that the improvement to be constructed does not violate any law or private agreement relating to permissible or prohibited locations for such improvements. This building permit does not authorize any illegal location of any improvement or the violation of any private agreement relating to location of improvements.

I certify that I have read this application and state that all information is correct. I agree to comply with all city and county ordinances and state laws relating to building construction and hereby authorize representative(s) of this city to enter upon the abovementioned property for inspection purposes.

Date 4-4-01 Applicant Agent Signature Don Moran

WORKER'S COMPENSATION DECLARATION: I hereby affirm under penalty of perjury one of the following declarations:

I have and will maintain a certificate of consent to self-insure for workers' compensation as provided for by Section 3700 of the Labor Code, for the performance of work for which the permit is issued.

DM I have and will maintain workers' compensation insurance, as required by Section 3700 of the Labor Code, for the performance of the work for which this permit is issued. My workers' compensation insurance carrier and policy number are:

Carrier LIBERTY MUTUAL Policy Number WC2-151-030013-019 Exp Date 01/01/2001

(This section need not be completed if the permit is for \$100 or less) I certify that in the performance of the work for which this permit is issued, I shall not employ any person in any manner so as to become subject to the workers' compensation laws of California and agree that if I should become subject to the workers' compensation provisions of Section 3700 of the Labor Code, I shall forthwith comply with those provisions.

Date 4-4-01 Applicant Signature Don Moran

WARNING: FAILURE TO SECURE WORKER'S COMPENSATION COVERAGE IS UNLAWFUL AND SHALL SUBJECT AN EMPLOYER TO CRIMINAL PENALTIES AND CIVIL FINES UP TO ONE HUNDRED THOUSAND DOLLARS (\$100,000) IN ADDITION TO THE COST OF COMPENSATION, DAMAGES AS PROVIDED FOR IN SECTION 3706 OF THE LABOR CODE, INTEREST AND ATTORNEY'S FEE.

THIS PERMIT SHALL EXPIRE BY LIMITATION IF WORK IS NOT COMMENCED WITHIN 180 DAYS.




**F. RODGERS INSULATION
RESIDENTIAL, INC.**

® THERMAL INSULATION CONTRACTORS
Residential

3846

7775 LAS POSTAS ROAD, SUITE A • LIVERMORE, CA 94550-0216
(925) 294-9400 • FAX (925) 294-9475
8541 YOUNGER CREEK DRIVE, SUITE 400 • SACRAMENTO, CA 98828
(916) 386-9400 • FAX (916) 386-9446



CEILING LOT # 6 TRACT # 1711100
STREET CITY

EXTERIOR WALLS:

MANUFACTURER OT THICKNESS/TYPE VALUE R- 2.5

CEILINGS:

BATTS: MANUFACTURER OT THICKNESS/TYPE VALUE R- 1.5

BLOWN IN: MANUFACTURER OT THICKNESS/TYPE VALUE R- 2.5

SQUARE FOOTAGE COVERED 1000 NUMBER OF BAGS USED 200

FLOORS & OVERHANGS: MANUFACTURER THICKNESS/TYPE VALUE R- 1.5

OTHER: MANUFACTURER THICKNESS/TYPE VALUE R- 1.5

GENERAL CONTRACTOR _____ DATE _____
CALIFORNIA CONTRACTORS LICENSE # _____

SIGNATURE TITLE

INSULATION CONTRACTOR F. RODGERS INSULATION RESIDENTIAL
CALIFORNIA CONTRACTORS LICENSE #771285

DATE 9/2/01
SIGNATURE [Signature] TITLE _____

KWIKKOTE
STUCCO SYSTEM
INSTALLATION CARD

#C30323
REGIS CONTRACTORS
PARKSIDE @ RIVERBEND LOT # 6
2929 BERGAMO WY SACRAMENTO

Stucco System Trade Name: KWIK KOTE
Name Stucco Manufacturer: KWIK KOTE CORP
ICBO Evaluation Service, Inc. Report No. 3607
Date of Job Completion 5-27-9

Stucco Contractor Kenyon Plastering, Inc.
Name John W. Kenyon, III
Address P.O. Box 2077
North Highlands, CA 95660
Telephone # (916) 349-8191
Approved Contractor Number as issued by the Stucco Manufacturer: 1

This is to certify that the stucco system on the building exterior at the above address had been installed in accordance with the evaluation report specified above and the manufacturer's instructions.

Signature of authorized representative of stucco contractor:

John Sygall Date: 5-17-9

Builder Copy

789-2005

INSTALLATION CERTIFICATE

CF-6R

Use of this form to satisfy the requirements of the Administrative Code is optional, but the information must be provided and posted.

Site Address

Permit Number

An installation certificate is required to be posted at the building site prior to the issuance of the occupancy permit; this form may be used to meet these requirements. All appliance categories listed below are the actual equipment installed. Note that the efficiency and type of the appliance installed must be equivalent or better than the appliance specified on the certificate of compliance (Form CF-1R). This certificate (or its equivalent) shall be prepared and signed by the person(s) assuming overall responsibility for the appliance installation. Refer to the reverse side of this certificate for an explanation of information required.

I, the undersigned, verify that the equipment listed in the category above my signature is the actual equipment installed and that the equipment meets or exceeds the requirements of the Appliance Efficiency Standards. In addition, I have verified that the equipment is equivalent to or more efficient than the equipment specified on the Certificate of Compliance submitted to demonstrate compliance with the Energy Efficiency Standards for residential buildings.

HVAC SYSTEMS:

Heating Equipment

Heating Equip. Type (Packaged heat pump, etc.)	CEC Certified Manuf. Make & Model Number	Actual Efficiency (AFUE, etc.)	Distribution Type and Location	Duct or Piping R-Value	Heating Load Before Over-Sizing (Btuh)	Heating Equipment Capacity (Btuh)

Cooling Equipment

Cooling Equipment Type (Packaged heat pump, etc.)	CEC Certified Compressor Unit Manuf. Make & Model Number	Actual Efficiency (SEER)	Duct Location	Duct R-value

Signature, Date

HVAC Subcontractor (Co. Name)
OR General Contractor OR Owner

WATER HEATING SYSTEMS

Distrib. System Type	Water Heater Type/E	CEC Certified Manuf. Make & Model #	Energy Factor/Effic.	Tank Volume (gallons)	Insul Wrap R-value	Internal Insul. R-value	Standby Loss (%)	Pilot Light (Btuh)	Rated Input kW/Btu	Solar/Wood Credits
State	GAS	PRV-50-NOCT	.60	50	12	16	2.2	380	36,000	
State	GAS	PRV-40-NOCT	.62	40	12	16	2.5	350	35,500	

FAUCETS & SHOWER HEADS:

All faucets and showerheads installed are listed in the Commission's Directory Of Certified Faucets And Showerheads, pursuant to Title-24, Part 6, Subchapter 2, Section 111.

Craig Thom 10/8/98
Signature, Date

Stone Plumbing Co.
Plumbing Subcontractor (Co. Name)
OR General Contractor OR Owner

INSTALLATION CERTIFICATE

CF-6R

Regs Contractors - Unity Parkside - Sacramento - Plan 2002

Site Address

Permit Number

An installation certificate is required to be posted at the building site or made available for all appropriate inspections. (The information provided on this form is required, however, use of this form to provide the information is optional.) After completion of final inspection a copy must be provided to the building department (upon request) and the building owner at occupancy, per Section 10-103(b).

HVAC SYSTEMS:

Heating Equipment

Table with 8 columns: Equip. Type (pkg. Heat pump), CEC Certified Mfr name and Model #, # of Identical Systems, (1) Efficiency (APUE, etc.) > CF-1R value, Duct Location (attic, etc.), Duct or Piping R-value, Heating Load (Btu/hr), Heating Capacity (Btu/hr). Row 1: Furnace, Goodman # GMP075-4, 1, 0.80, Attic, R-4.2, 37,549, 75,000.

Cooling Equipment

Table with 8 columns: Equip. Type (pkg. Heat pump), CEC Certified Compressor (Unit Mfr Name and Model #), # of Identical Systems, (1) Efficiency (SEER, etc.) > CF-1R value, Duct Location (attic, etc.), Duct R-value, Cooling Load (Btu/hr), Cooling Capacity (Btu/hr). Row 1: A/C, Goodman # CK36-1, 1, 10.0, Attic, R-4.2, 35,237, 36,000.

(1) > reads greater than or equal to.

I, the undersigned, verify that equipment listed above is: 1) the actual equipment installed, 2) equivalent to or more efficient than that specified in the certificate of compliance (Form CF-1R) submitted for compliance with the Energy Efficiency Standards for residential buildings, and 3) equipment that meets or exceeds the appropriate requirements for manufactured devices (from the Appliance Efficiency Regulations or Part 6), where applicable.

Handwritten signature: Larry Chioche

Signature, Date

Beutler Heating & Air Conditioning, Inc.

Installing Subcontractor (Co. Name)

OR General Contractor (Co. Name) OR Owner

WATER HEATING SYSTEMS:

Table with 9 columns: Heater Type, CEC Certified Mfr Name & Model #, Distribution Type (Std. point of use), If Recirculation Control Type, # of Identical Systems, (2) Rated Input (kW or Btu/hr), Tank Volume (gallons), (2) Efficiency (EF, RE), (2) Standby Loss (%), External Insulation R-value.

(2) For small gas storage (rated input of less than or equal to 75,000 Btu/hr), electric resistance and heat pump water heaters, list Energy Factor. For large gas storage water heaters (rated input of greater than 75,000 Btu/hr), list Recovery Efficiency, Standby Loss and Rated Input. For instantaneous gas water heaters, list Recovery efficiency and Rated Input.

(3) R-12 external insulation is mandatory for storage water heaters with an energy factor of less than 0.58.

Facets & Shower Heads:

All facets and showerheads installed are certified to the Commission, pursuant to Title 24, Part 6, Section 111.

I, the undersigned, verify that equipment listed above my signature is: 1) the actual equipment installed; 2) equivalent to or more efficient than that specified in the certificate of compliance (Form CF-1R) submitted for compliance with the Energy Efficiency Standards for residential buildings; and 3) equipment that meets or exceeds the appropriate requirements for manufactured devices (from the Appliance Efficiency Regulations or Part 6), where applicable.

Signature, Date

Installing Subcontractor (Co. Name)

OR General Contractor (Co. Name) OR Owner

COPY TO: Building Department, HERS Provider (if applicable), Building Owner at Occupancy

SAN JOAQUIN DESIGN GROUP

7877 North Pershing Avenue
Stockton, California 95207
(209) 478-4013 Fax (209) 478-0266

May 23, 2001

Regis Contractors of Northern California
Parkside @ Riverbend


Plan 2002
Depth of Footings

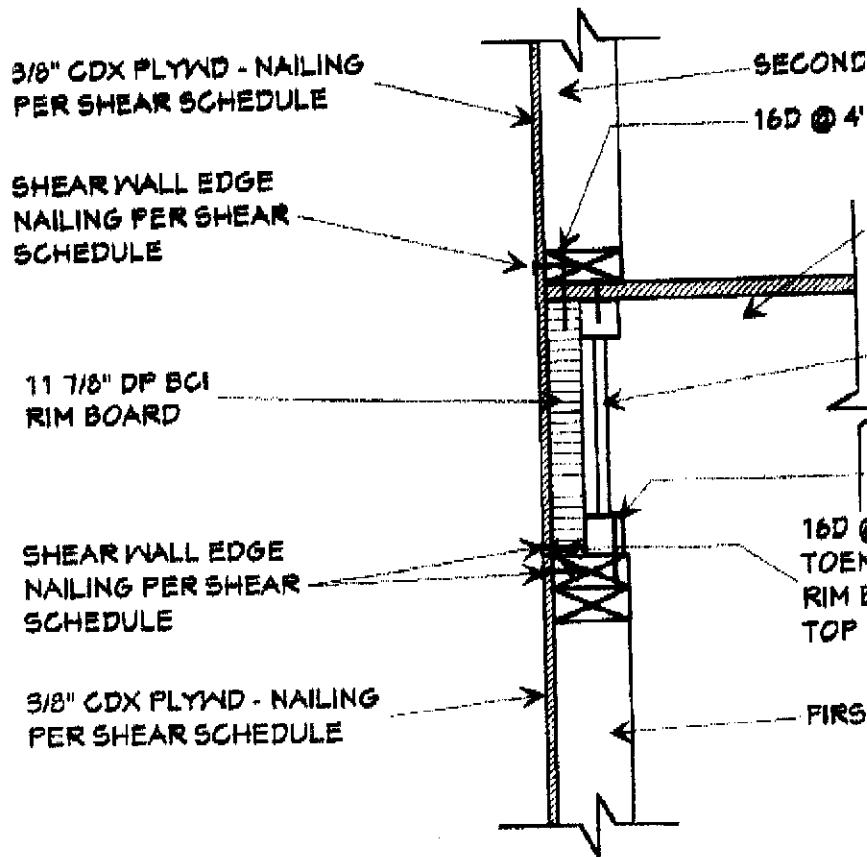
We have reviewed the foundation recommendations of the soils report for this project, prepared by Wallace-Kuhl & Associates, file number WKA 3612.02. The soils report indicates that minimum depth of continuous footings for one or two story homes shall be 12" minimum below lowest adjacent grade. Our foundation details had called for 18" minimum below lowest adjacent grade. As I understand, the foundations for these homes have been trenched to a depth of 12" and have been set up to be poured. In light of the soils recommendation, and at your request, we find that the 12" deep footings as constructed will be acceptable for this project. Please call if you have any questions.

Sincerely




Bill Johnston
Architect





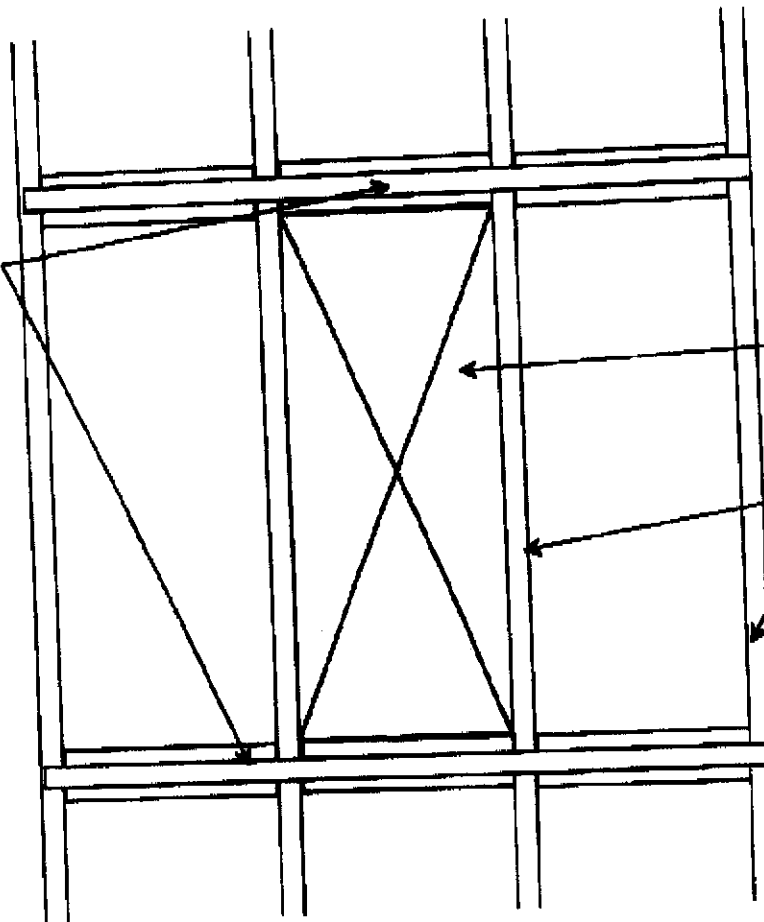
SHEAR TRANSFER AT RIM BO
 PARALLEL TO FLOOR FRAMIN



REGIS CONTRACTO
 PARKSIDE
 (916

SAN JOAQUIN DESIGN GROUP
 (209) 478-4013

CS16 COIL STRAP W/ SD @ 4'
O.C. OVER 2X FLAT BLOCKING
TOP & BOTTOM @ OPENING
EXTEND ONE BAY EACH SIDE OF
OPENING




ELECTRICAL PANEL
OPENING IN SHEAR WALL

2 X WALL STUDS @ 16' O.C.

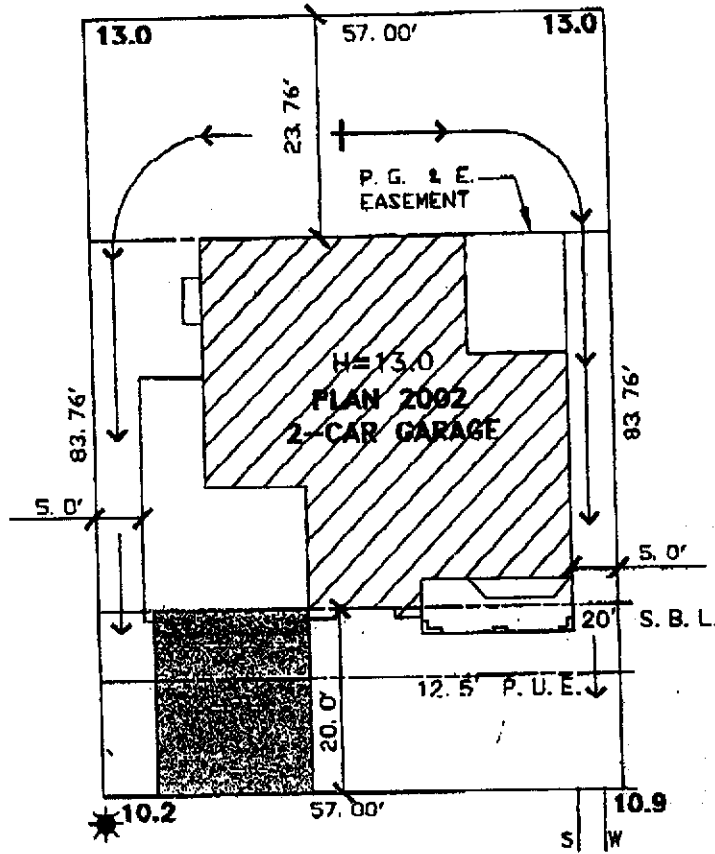
WALL ELEVATION

BLOCKING @ OPENING IN SHEAR WALL



REGIS CONTRACTORS OF NORTHERN CALIFORNIA
PARKSIDE AT RIVERBEND
(916) 929-3193

SAN JOAQUIN DESIGN GROUP
(209) 478-4013



BERGAMO WAY

City of Sacramento
 Department of Planning & Community Development
 1500 Capitol Mall, Sacramento, CA 95833
 Telephone: (916) 498-2200
 Fax: (916) 498-2201
 Website: www.cityofsacramento.gov

DATE: 1-22-01
 A.P.N.: 274-0530-006
 ADDRESS: 2929 BERGAMO WAY

LOT AREA: 4,774 SF
 LOT COVERAGE: 37%

The Splink Corporation
 2590 VENTURE OAKS WAY
 SACRAMENTO, CA. 95833
 PH (916)925-5550 FAX (916)921-9274

UNITY PARKSIDE
 UNIT NO. 1
 LOT 6
 PLAN 2002-B

UNITY PARKSIDE ^{alc}
 CITY OF SACRAMENTO, CA ^{1/18/01}
 REGIS HOMES