

CITY OF SACRAMENTO
1231 I Street, Sacramento, CA 95814

Permit No: 0504783
Insp Area: 4
Thos Bros:
Sub-Type: NSFR
Housing (Y/N): N

Site Address: 3475 WHEELHOUSE AV SAC
Parcel No: RIVERBEND VIL A LOT #47

CONTRACTOR
TIM LEWIS COMMUNITIES
5750 SUNRISE BLVD
CITRUS HIGHTS 95610

OWNER

ARCHITECT

Nature of Work: MP2289 2 STORY 9RM SFR

CONSTRUCTION LENDING AGENCY : I hereby affirm under penalty of perjury that there is a construction lending agency for the performance of the work for which this permit is issued (Sec. 3097, Civ. C).

Lender's Name _____ Lender's Address _____

LICENSED CONTRACTORS DECLARATION: I hereby affirm under penalty of perjury that I am licensed under provisions of Chapter 9 (commencing with section 7000) of Division 3 of the Business and Professions Code and my license is in full force and effect.

License Class B License Number 492827 Date 5-3-05 Contractor Signature [Signature]

OWNER-BUILDER DECLARATION: I hereby affirm under penalty of perjury that I am exempt from the contractors License Law for the following reason (Sec. 7031.5, Business and Professions Code; any city or county which requires a permit to construct, alter, improve, demolish, or repair any structure, prior to its issuance, also requires the applicant for such permit to file a signed statement that he or she is licensed pursuant to the provisions of the Contractors License Law (Chapter 9 (commencing with Section 7000) of Division 8 of the Business and Professions Code) or that he or she is exempt therefrom and the basis for the alleged exemption. Any violation of Section 7031.5 by any applicant for a permit subjects the applicant to a civil penalty of not more than five hundred dollars (\$500.00);

I, as a owner of the property, or my employees with wages as their sole compensation, will do the work, and the structure is not intended or offered for sale (Sec. 7044, Business and Professional Code: The Contractors License Law does not apply to an owner of property who builds or improves thereon, and who does such work himself or herself or through his/her own employees, provided that such improvements are not intended or offered for sale. If, however, the building or improvement is sold within one year of completion, the owner-builder will have the burden of proving that he/she did not build or improve for the purpose of sale.)

I, as owner of the property, am exclusively contracting with licensed contractors to construct the project (Sec. 7044, Business and Professions Code: The Contractors License Law does not apply to an owner of property who builds or improves thereon, and who contracts for such projects with a contractor(s) licensed pursuant to the Contractors License Law).

I am exempt under Sec. _____ B& PC for this reason: _____
Date _____ Owner Signature _____

PAID
CITY OF SACRAMENTO
MAY 03 2005
NORTH PERMIT

IN ISSUING THIS BUILDING PERMIT, the applicant represents, and the city relies on the representation of the applicant that the applicant verified all measurements and locations shown on the application or accompanying drawings and that the improvement to be constructed does not violate any law or private agreement relating to permissible or prohibited locations for such improvements. This building permit does not authorize any illegal location of any improvement or the violation of any private agreement relating to location of improvements.

I certify that I have read this application and state that all information is correct. I agree to comply with all city and county ordinances and state laws relating to building construction and hereby authorize representative(s) of this city to enter upon the abovementioned property for inspection purposes.

Date 5-3-05 Applicant/Agent Signature [Signature]

WORKER'S COMPENSATION DECLARATION: I hereby affirm under penalty of perjury one of the following declarations:
I have and will maintain a certificate of consent to self-insure for workers' compensation as provided for by Section 3700 of the Labor Code, for the performance of work for which the permit is issued.

I have and will maintain workers' compensation insurance, as required by Section 3700 of the Labor Code, for the performance of the work for which this permit is issued. My workers' compensation insurance carrier and policy number are:

Carrier STATE FUND Policy Number 040-1182004 Exp Date _____

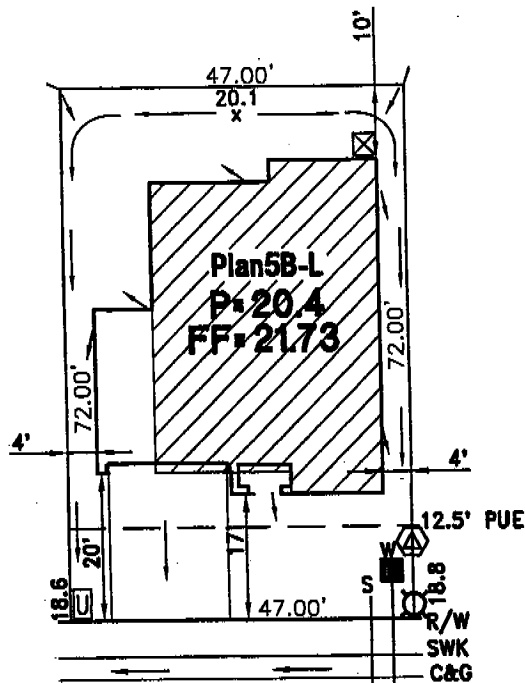
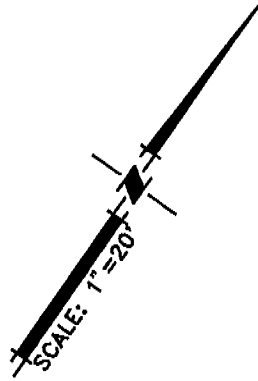
(This section need not be completed if the permit is for \$100 or less) I certify that in the performance of the work for which this permit is issued, I shall not employ any person in any manner so as to become subject to the workers' compensation laws of California and agree that if I should become subject to the workers' compensation provisions of Section 3700 of the Labor Code, I shall forthwith comply with those provisions.

Date 5-3-05 Applicant Signature [Signature]


WARNING: FAILURE TO SECURE WORKER'S COMPENSATION COVERAGE IS UNLAWFUL AND SHALL SUBJECT AN EMPLOYER TO CRIMINAL PENALTIES AND CIVIL FINES UP TO ONE HUNDRED THOUSAND DOLLARS (\$100,000) IN ADDITION TO THE COST OF COMPENSATION, DAMAGES AS PROVIDED FOR IN SECTION 3706 OF THE LABOR CODE, INTEREST AND ATTORNEY'S FEE.







THIS PERMIT SHALL EXPIRE BY LIMITATION IF WORK IS NOT COMMENCED WITHIN 180 DAYS.

THIS PLOT PLAN IS NOT FOR SALES PURPOSES. THIS PLOT PLAN IS FOR THE PURPOSES OF INDICATING COMPLIANCE WITH ZONING SET BACKS, GENERAL DRAINAGE DIRECTION, AND APPROXIMATE UTILITY CONNECTION. ALL OTHER DATA SHOWN HEREON IS CONCEPTUAL. THIS PLOT PLAN DOES NOT REFLECT AS-BUILT CONDITION, RETAINING WALLS ARE OPTIONAL AND MAY OR MAY NOT BE CONSTRUCTED.



3475 WHEELHOUSE AVENUE



-  - UTILITY SERVICE BOX
-  - DRAIN INLET
-  - FIRE HYDRANT
-  - STREET LIGHT
-  - TRANSFORMER
-  - SERVICE POINT

Any changes or modifications must be approved by the Building Inspection Division. It is the responsibility of the applicant to make any changes or modifications from the same without written permission from the Building Inspection Division.

The approval of this plan and specification SHALL NOT be held to permit or approve the violation of any City Ordinance or State Law.

RIVERBEND VILLAGE A PHASE 7

TIM LEWIS COMMUNITIES
PLOT PLAN FOR LOT 47

A.P.N.:
LOT AREA: 3384 S.F.
ADDRESS: 3475 WHEELHOUSE AVENUE
CITY OF SACRAMENTO, CALIFORNIA

WOOD RODGERS
engineering • planning • mapping • surveying
3301 C STREET, 6L0G, 100-B, SACRAMENTO, CA 95816
phone: (916) 341-7760 fax: (916) 341-7767

03-03-05 DRAWN: FJ 1178.008

J:\Jobs\1178-Riverbend\Riverbend\Civil\Plot-Plans\Lot 47.dwg 3/24/05 9:47am jlwanyjsh

3475 WHEELHOUSE AV.
Site Address

Permit # 0504783
Permit Number

An installation certificate is required to be posted at the building site or made available for all appropriate inspections. (The information provided on this form is required; however, use of this form to provide the information is optional.) After completion of final inspection, a copy must be provided to the building department (upon request) and the building owner at occupancy, per Section 10-103(b).

HVAC SYSTEMS:

Heating Equipment

Equip. Type (pkg. heat pump)	CEC Certified Mfr Name and Model Number	# of Identical Systems	Efficiency (AFUE, etc.) ¹ [\geq CF-1R value]	Duct Location (attic, etc.)	Duct or Piping R-value	Heating Load (Btu/hr)	Heating Capacity (Btu/hr)

Cooling Equipment

Equip. Type (pkg. heat pump)	CEC Certified Compressor Unit Mfr Name and Model Number	# of Identical Systems	Efficiency (SEER, etc.) ¹ [\geq CF-1R value]	Duct Location (attic, etc.)	Duct R-value	Cooling Load (Btu/hr)	Cooling Capacity (Btu/hr)

1. \geq reads greater than or equal to.

I, the undersigned, verify that equipment listed above is: 1) is the actual equipment installed, 2) equivalent to or more efficient than that specified in the certificate of compliance (Form CF-1R) submitted for compliance with the *Energy Efficiency Standards* for residential buildings, and 3) equipment that meets or exceeds the appropriate requirements for manufactured devices (from the *Appliance Efficiency Regulations* or Part 6), where applicable.

Signature, Date

Installing Subcontractor (Co. Name)
OR General Contractor (Co. Name) OR Owner

WATER HEATING SYSTEMS:

Heater Type	CEC Certified Mfr Name & Model Number	Distribution Type (Std, Point-of-Use)	If Recirculation, Control Type	# of Identical Systems	Rated ² Input (kW or Btu/hr)	Tank Volume (gallons)	Efficiency ² (EF, RE)	Standby ² Loss (%)	External Insulation R-value ³
GAS	A.O. Smith GVR50					50	.62		

- 2 For small gas storage (rated input of less than or equal to 75,000 Btu/hr), electric resistance and heat pump water heaters, list Energy Factor. For large gas storage water heaters (rated input of greater than 75,000 Btu/hr), list Recovery Efficiency, Standby Loss and Rated Input. For instantaneous gas water heaters, list Recovery Efficiency and Rated Input.
- 3. R-12 external insulation is mandatory for storage water heaters with an energy factor of less than 0.58.

Faucets & Shower Heads:

All faucets and showerheads installed are certified to the Commission, pursuant to Title 24, Part 6, Section 111.

I, the undersigned, verify that equipment listed above my signature is: 1) the actual equipment installed; 2) equivalent to or more efficient than that specified in the certificate of compliance (Form CF-1R) submitted for compliance with the *Energy Efficiency Standards* for residential buildings; and 3) equipment that meets or exceeds the appropriate requirements for manufactured devices (from the *Appliance Efficiency Regulations* or Part 6), where applicable.

Mick ABgo 6/21/05
Signature, Date

RCR Companies
Installing Subcontractor (Co. Name) OR
General Contractor (Co. Name) OR Owner

COPY TO: Building Department
HERS Provider (if applicable)
Building Owner at Occupancy

3475 WINDMILL HOUSE AV. PERMIT # OS04763

Beutler Heating & Air Conditioning, Inc.

(Microspas Version 6.01)

August 18, 2004

Title 24 Energy Compliance Requirements
 Tim Lewis Communities - Riverbend
 Sacramento, CA - Climate Zone 12

Plan	Plan 1	Plan 2	Plan 3	Plan 4	Plan 5	Plan 6
Number of Stories	1	1	2	2	2	2
Square Footage	1518	1690	1842	2001	2289	2447
Wall 2x4 (3 Coat Stucco)	R-13	R-13	R-13	R-13	R-13	R-13
Wall 2x6 (3 Coat Stucco)	N/A	R-19	R-19	R-19	N/A	R-19
Attic Insulation	R-30	R-30	R-30	R-30	R-30	R-30
Attic Insulation (At Furnace)	R-19	R-19	R-19	R-19	R-19	R-19
Floor Over Garage	N/A	N/A	R-19	R-19	R-19	R-19
AFUE (Furnace)	0.80	0.80	0.80	0.80	0.80	0.80
SEER (A/C Unit)	12.0	12.0	12.0	12.0	12.0	12.0
Duct Insulation	R-4.2	R-4.2	R-4.2	R-4.2	R-4.2	R-4.2
*Low Leakage (Tight) Ducts	N/A	Yes	N/A	Yes	N/A	N/A
Water Heater Energy Factor	0.62	0.62	0.62	0.60	0.60	0.60
Tank Capacity / Gallons	40	40	40	50	50	50
Glass U-Values	Double Pane, Non-Metal, Spectrally Selective (Low E 2) Typical (Alpine Windows or Equivalent)					
Horizontal Slider	0.30	0.30	0.30	0.30	0.30	0.30
Vertical Slider	0.30	0.30	0.30	0.30	0.30	0.30
Fixed	0.30	0.30	0.30	0.30	0.30	0.30
Sliding Glass Door	0.35	0.35	0.35	0.35	0.35	0.35
French Door	0.55	0.55	0.55	0.55	0.55	0.55
Solar Heat Gain Coefficient	HS&VS = 0.35 Fixed = 0.35		Sliding Glass Door = 0.32		French Door = 0.65	
Glazing Percent	18.6%	22.0%	18.1%	23.2%	17.8%	17.6%
Compliance Margin	0.07	1.43	0.52	1.14	0.02	0.36

*Low Leakage (Tight) Ducts is a HERS item. All HERS items require third party testing and/or field verification by a Certified HERS rater when used for Title 24 Compliance.

INSTALLATION CERTIFICATE

CF-6R

3475 WINDYHOLE AV. Tim Lewis - Shores @ Riverbend

Permit # 0504763

An installation certificate is required to be posted at the building site or made available for all appropriate inspections. (The information provided on this form is required; however, use of this form to provide the information is optional.) After completion of final inspection a copy must be provided to the building department (upon request) and the building owner at occupancy, per Section 10-103(b).

HVAC SYSTEMS:

Heating Equipment

Table with 8 columns: Equip. Type (pkg. Heat pump), CEC Certified Mfr name and Model #, # of Identical Systems, (1) Efficiency (AFUE, etc.) > CF-IR value, Duct Location (attic, etc.), Duct or Piping R-value, Heating Load (Btu/hr), Heating Capacity (Btu/hr). Rows include Furnace models like York P4HUA12L04801 through P4HUB16L06401 for Plans 1-6.

Cooling Equipment

Table with 8 columns: Equip. Type (pkg. Heat pump), CEC Certified Compressor Unit Mfr Name and Model #, # of Identical Systems, (1) Efficiency (SEER, etc.) > CF-IR value, Duct Location (attic, etc.), Duct R-value, Cooling Load (Btu/hr), Cooling Capacity (Btu/hr). Rows include Condenser models like York H*RC030 through H*RC048 for Plans 1-6.

*TXV - Indicates Thermal Expansion Valve On Coil

(1) > ready greater than or equal to.

I, the undersigned, verify that equipment listed above is: 1) the actual equipment installed, 2) equivalent to or more efficient than that specified in the certificate of compliance (Form CF-1R) submitted for compliance with the Energy Efficiency Standards for residential buildings, and 3) equipment that meets or exceeds the appropriate requirements for manufactured devices (from the Appliance Efficiency Regulations or Part 6), where applicable.

Handwritten signature and date 3/28/05

Beutler Corporation

OR General Contractor (Co. Name) OR Owner

WATER HEATING SYSTEMS:

Table with 10 columns: Heater Type, CEC Certified Mfr Name & Model #, Distribution Type (Std, point of use), IF Recirculation Control Type, # of Identical Systems, (2) Rated Input (kW or Btu/hr), Tank Volume (gallons), (2) Efficiency (RF, RE), (2) Standby Loss (%), External Insulation R-value.

(2) For small gas storage (rated input of less than or equal to 75,000 Btu/hr), electric resistance and heat pump water heaters, list Energy Factor. For large gas storage water heaters (rated input of greater than 75,000 Btu/hr), list Recovery Efficiency, Standby Loss and Rated Input. For instantaneous gas water heaters, list Recovery efficiency and Rated Input.

(3) R-12 external insulation is mandatory for storage water heaters with an energy factor of less than 0.58.

Facets & Shower Heads:

All facets and showerheads installed are certified to the Commission, pursuant to Title 24, Part 6, Section 111.

I, the undersigned, verify that equipment listed above my signature is: 1) the actual equipment installed; 2) equivalent to or more efficient than that specified in the certificate of compliance (Form CF-1R) submitted for compliance with the Energy Efficiency Standards for residential buildings; and 3) equipment that meets or exceeds the appropriate requirements for manufactured devices (from the Appliance Efficiency Regulations or Part 6), where applicable.

Signature, Date

Installing Subcontractor (Co. Name)

OR General Contractor (Co. Name) OR Owner

COPY TO: Building Department

HERS Provider (if applicable)

3475 WHEELHOUSE AV.

PERMIT # 0504783

INSTALLATION CERTIFICATE

(Page 2 of 13)

CF-6R

Site Address

TIM LEWIS

SHORES @ RIVERBEND

Permit Number

PLAN 5B

FENESTRATION/GLAZING:

ALSIDE - ALPINE

7000 SERIES WINDOWS

Manufacturer/Brand Name (GROUP LIKE PRODUCTS)	Product U-Factor ¹ (≤ CF-1R value) ¹	Product SHGC ¹ (≤ CF-1R value) ²	# of Panels	Total Quantity of Like Product (Optional)	Square Feet	Exterior Shading Device or Overhang	Comments/Location/Special Features
1.							
2. SLIDERS	.35	.32	2		193		LOW-E GLASS
3.							
4. SINGLE HUNG	.35	.32	2		172		
5.							
6. PICTURE WINDOWS	.34	.35	2		0		
7.							
8. PATIO DOORS	.35	.34	2		48		
9.							
10.							
11.							
12.							
13.							
14.							
15.							

¹ Manufactured fenestration products use the values from the product label. Field fabricated fenestration products use the default values from Section 116 of the Energy Efficiency Standards.

² Installed U-Factor must be less than or equal to values from CF-1R. Installed SHGC must be less than or equal to values from CF-1R, or a shading device (exterior or overhang) is installed as specified on the CF-1R. Alternatively, installed weighted average U-Factors for the total fenestration area are less than or equal to values from CF-1R.

I, the undersigned, verify that the fenestration/glazing listed above my signature: 1) is the actual fenestration product installed; 2) is equivalent to or has a lower U-Factor and lower SHGC than that specified in the certificate of compliance (Form CF-1R) submitted for compliance with the Energy Efficiency Standards for residential buildings; and 3) the product meets or exceeds the appropriate requirements for manufactured devices (from Part 6), where applicable.

2, 4, 6, 8

Item #s (if applicable)

Signature, Date

[Signature] 6-30-05

Y.T. GLASS & WINDOWS INC.
3200 DWIGHT RD STE 400

Installing Subcontractor (Co. Name) OR
General Contractor (Co. Name) OR Owner
OR Window Distributor

Item #s (if applicable)

Signature, Date

Installing Subcontractor (Co. Name) OR
General Contractor (Co. Name) OR Owner
OR Window Distributor

Item #s (if applicable)

Signature, Date

Installing Subcontractor (Co. Name) OR
General Contractor (Co. Name) OR Owner
OR Window Distributor

COPY TO: Building Department
HERS Provider (if applicable)
Building Owner at Occupancy

INSTALLATION CARD
Diamond Wall One Coat System
Omega Products International, Inc.

Job Address

Tim Bens River Bend
3475 WHEELHOUSE AVE
LOT 47

ICBO Evaluation Service, Inc.
Evaluation Report ER-4004

Date of Job Completion

7/21/05

Plastering Contractor

Name: Energetic Lath & Plaster, Inc.


Address: 3030 Orange Grove Avenue North Highlands, CA 95660

Telephone No.: (916) 488-8455

Approved contractor number as
issued by coating manufacturer: _____

Applicator # 318

This is to certify that the exterior coating system on the building exterior at the above address has been installed in accordance with the evaluation report specified above and the manufacturer's instructions.


Signature of authorized representative
or plastering contractor

8/18/05
Date

This installation card must be presented to the building inspector after completion of work and before final inspection.

FIGURE 3