

CITY OF SACRAMENTO  
1231 I Street, Sacramento, CA 95814

Permit No: 0100242

Insp Area: 2

Site Address: 7910 MARLA WY SAC

Parcel No: 117-1370-026

JACINTO N 2 LOT 26

Sub-Type: NSFR

Housing (Y/N): N

CONTRACTOR

BEAZER HOMES  
3009 DOUGLAS BL #150  
ROSEVILLE CA 95661

OWNER

ARCHITECT

Nature of Work: NSFR MP1441 7 RMS

**CONSTRUCTION LENDING AGENCY:** I hereby affirm under penalty of perjury that there is a construction lending agency for the performance of the work for which this permit is issued (Sec. 3097, Civ. C).

Lender's Name \_\_\_\_\_ Lender's Address \_\_\_\_\_

**LICENSED CONTRACTORS DECLARATION:** I hereby affirm under penalty of perjury that I am licensed under provisions of Chapter 9 (commencing with section 7000) of Division 3 of the Business and Professions Code and my license is in full force and effect.

License Class B License Number 724191 Date 1/10/01 Contractor Signature sm

**OWNER-BUILDER DECLARATION:** I hereby affirm under penalty of perjury that I am exempt from the contractors License Law for the following reason (Sec. 7031.5, Business and Professions Code; any city or county which requires a permit to construct, alter, improve, demolish, or repair any structure, prior to its issuance, also requires the applicant for such permit to file a signed statement that he or she is licensed pursuant to the provisions of the Contractors License Law (Chapter 9 (commencing with Section 7000) of Division 8 of the Business and Professions Code) or that he or she is exempt therefrom and the basis for the alleged exemption. Any violation of Section 7031.5 by any applicant for a permit subjects the applicant to a civil penalty of not more than five hundred dollars (\$500.00);

\_\_\_\_ I, as a owner of the property, or my employees with wages as their sole compensation, will do the work, and the structure is not intended or offered for sale (Sec. 7044, Business and Professional Code: The Contractors License Law does not apply to an owner of property who builds or improves thereon, and who does such work himself or herself or through his/her own employees, provided that such improvements are not intended or offered for sale. If, however, the building or improvement is sold within one year of completion, the owner-builder will have the burden of proving that he/she did not build or improve for the purpose of sale.)

\_\_\_\_ I, as owner of the property, am exclusively contracting with licensed contractors to construct the project (Sec. 7044, Business and Professions Code: The Contractors License Law does not apply to an owner of property who builds or improves thereon, and who contracts for such projects with a contractor(s) licensed pursuant to the Contractors License Law).

\_\_\_\_ I am exempt under Sec. \_\_\_\_\_ B & PC for this reason: \_\_\_\_\_

Date \_\_\_\_\_ Owner Signature \_\_\_\_\_

**IN ISSUING THIS BUILDING PERMIT,** the applicant represents, and the city relies on the representation of the applicant, that the applicant verified all measurements and locations shown on the application or accompanying drawings and that the improvement to be constructed does not violate any law or private agreement relating to permissible or prohibited locations for such improvements. This building permit does not authorize any illegal location of any improvement or the violation of any private agreement relating to location of improvements.

I certify that I have read this application and state that all information is correct. I agree to comply with all city and county ordinances and state laws relating to building construction and hereby authorize representative(s) of this city to enter upon the abovementioned property for inspection purposes.

Date 1/10/01 Applicant/Agent Signature sm

**WORKER'S COMPENSATION DECLARATION:** I hereby affirm under penalty of perjury one of the following declarations:

\_\_\_\_ I have and will maintain a certificate of consent to self-insure for workers' compensation as provided for by Section 3700 of the Labor Code, for the performance of work for which the permit is issued.

I have and will maintain workers' compensation insurance, as required by Section 3700 of the Labor Code, for the performance of the work for which this permit is issued. My workers' compensation insurance carrier and policy number are:

Carrier LIBERTY MUTUAL INS CO Policy Number WA2-651-004147-080 Exp Date 01/01/2001

\_\_\_\_ (This section need not be completed if the permit is for \$100 or less) I certify that in the performance of the work for which this permit is issued, I shall not employ any person in any manner so as to become subject to the workers' compensation laws of California. If I am not already become subject to the workers' compensation provisions of Section 3700 of the Labor Code, I shall forthwith comply with those provisions.

Date 1/10/01 Applicant Signature sm

**WARNING:** FAILURE TO SECURE WORKER'S COMPENSATION COVERAGE IS UNLAWFUL AND SHALL SUBJECT AN EMPLOYER TO CRIMINAL PENALTIES AND CIVIL FINES UP TO ONE HUNDRED THOUSAND DOLLARS (\$100,000) IN ADDITION TO THE COST OF COMPENSATION, DAMAGES AS PROVIDED FOR IN SECTION 3706 OF THE LABOR CODE, INTEREST AND ATTORNEY'S FEE.

**THIS PERMIT SHALL EXPIRE BY LIMITATION IF WORK IS NOT COMMENCED WITHIN 180 DAYS.**

## RESIDENTIAL BUILDING PERMIT APPLICATION

New Construction    
  Addition    
  Remodels    
  Other

Project Address: 7110 N. 1st Way Lot 26 Assessor Parcel # 117 1370 026

**OWNER INFORMATION:**

Legal Property Owner: Beazer Homes Holdings Corp. Phone # 916-773-3888  
 Owner Address: 3009 Douglas Blvd. 150 City Roseville State CA Zip 95661

**CONTRACTOR INFORMATION:**

Contractor: Same as above Lic. # B724191 Phone # 773-3888 Fax # 773-0425

**PROJECT INFORMATION:**

Land Use Zone \_\_\_\_\_ Occupancy Group \_\_\_\_\_ Construction Type \_\_\_\_\_ Fed Code \_\_\_\_\_  
 No. of stories: 1 No. of rooms: \_\_\_\_\_ Street width: \_\_\_\_\_  
 1<sup>st</sup> Floor Area 1411 2<sup>nd</sup> Floor Area \_\_\_\_\_ Basement \_\_\_\_\_ Roof Material \_\_\_\_\_

AREA IN SQUARE FOOT OF:	EXISTING	NEW
Dwelling/Living	_____	<u>1411</u>
Garage/Storage	_____	<u>439</u>
Decks/Balconies	_____	_____
Carports	_____	_____

SCOPE OF WORK: Single Family Homes

**FOR OFFICE USE ONLY**

- |   |   |  |
|---|---|--|
| <input type="checkbox"/> Information above complete | <input type="checkbox"/> AR Flood Waiver required             | <input type="checkbox"/> Planning Approval                   |
| <input type="checkbox"/> Violation files checked    | <input type="checkbox"/> Flood Elevation Certificate Required | <input type="checkbox"/> Design Review Approval              |
| <input type="checkbox"/> Standard setbacks          | <input type="checkbox"/> Water Development Infill Area        | <input type="checkbox"/> Special Fee Districts Apply : _____ |
| <input type="checkbox"/> County Sewer               |   |  |

**NEW STRUCTURES & ADDITIONS**

\*THE FOLLOWING MUST BE PROVIDED IN ORDER TO SUBMIT FOR PLAN REVIEW

- |   |   |
|---|---|
| <input type="checkbox"/> 2 COMPLETE PLANS, LEGIBLE & DRAWN TO SCALE<br><input type="checkbox"/> 3 SETS IF PROJECT IS IN A DESIGN REVIEW AREA<br><br><input type="checkbox"/> Title 24 Energy Compliance documentation<br><input type="checkbox"/> Grading and Erosion Control Questionnaire | <input type="checkbox"/> 11" x 17" copy of floor plan for County Assessor<br><input type="checkbox"/> Plan Review Fees<br><br>* Plans to include: site plan, floor plan, elevations, roof/ceiling plan, foundation and structural framing details, and structural calculations for non-conforming structures. |
|---|---|

Date: \_\_\_\_\_

Received by: (staff) \_\_\_\_\_

ACTIVITY/PERMIT # \_\_\_\_\_

**KWIKKOTE**  
STUCCO SYSTEM  
INSTALLATION CARD

#C30358  
BEAZER HOMES  
BELLEFLEUR II LOT 26  
7910 MARLA WAY SACRAMENTO


Stucco System Trade Name: KWIK KOTE  
Name Stucco Manufacturer: KWIK KOTE CORP  
ICBO Evaluation Service, Inc. Report No. 3607  
Date of Job Completion \_\_\_\_\_

Stucco Contractor Kenyon Plastering, Inc.  
Name John W. Kenyon, III  
Address P.O. Box 2077  
North Highlands, CA 95660  
Telephone # (916) 349-8191

Approved Contractor Number as issued by the Stucco Manufacturer: 1

This is to certify that the stucco system on the building exterior at the above address had been installed in accordance with the evaluation report specified above and the manufacturer's instructions.

Signature of authorized representative of stucco contractor:



Date: 3-30-01

Builder Copy

# CERTIFICATION OF INSULATION

ADDRESS OR TRACT

SACRAMENTO INSULATION CONTRACTORS

BEAZER

OT#0026

- P.O. BOX 854, WEST SACRAMENTO, CA 95691 LIC. #202026
- 1309 MELODY ROAD, MARYSVILLE, CA 95901 LIC. #202026
- P.O. BOX 9651, FRESNO, CA 93793-9651 LIC. #202026
- P.O. BOX 1631, RENO, NV 89505 LIC. #10675
- 3326 A PONDEROSA WAY, LAS VEGAS, NV 89118 LIC. #10675

BELLE FIEUR

DATE INSULATION COMPLETED

PART I GENERAL

PART II AREAS INSULATED

WALLS		CEILINGS			FLOORS	
(      SQUARE FEET)		(      SQUARE FEET)			(      SQUARE FEET)	
TYPE OF INSULATION		TYPE OF INSULATION			TYPE OF INSULATION	
MATERIAL	<b>FIBERGLASS</b>	MATERIAL	<b>FIBERGLASS</b>		MATERIAL	<b>FIBERGLASS</b>
FORM	<b>BATTS</b>	FORM	<b>BATTS &amp; BLOW</b>		FORM	<b>BATTS</b>
MANUFACTURER'S PRODUCT ID		MANUFACTURER'S PRODUCT ID			MANUFACTURER'S PRODUCT ID	
MANUFACTURER		MANUFACTURER			MANUFACTURER	
OCF		OCF			OCF	
R - VALUE INSTALLED	APPLIED THICKNESS	R - VALUE INSTALLED	APPLIED THICKNESS	MIN. INSTALLED WEIGHT PER SQUARE FOOT	R - VALUE INSTALLED	APPLIED THICKNESS
13	5/8"	30	9"			
		30	13"			

**KNEE WALLS IF R-VALUE IS OTHER THAN WALLS ABOVE**

MATERIAL	FORM	R VALUE	MANUFACTURER
<b>FIBERGLASS</b>	<b>BATTS</b>		<b>OCF</b>

**AIR INFILTRATION SEALANT**

MATERIAL	MANUFACTURER
<b>FOAM</b>	<b>W R GRACE</b>

**THIS IS TO CERTIFY THAT INSULATION AND/OR SEALANT HAS BEEN INSTALLED IN CONFORMANCE WITH APPLICABLE CODES, MATERIAL STANDARDS AND REGULATIONS.**

SIGNATURE - INSULATION CONTRACTOR	TITLE	DATE
<i>Bill Gray</i>	MANAGER	3/8/11
SIGNATURE - GENERAL CONTRACTOR	TITLE	DATE

REMARKS

**N**orman  
**S**cheel  
**S**tructural  
**E**ngineer

Sacramento  
5022 Sunrise Blvd.  
Fair Oaks, CA 95628  
(916) 536-9585  
(916) 536-0260 (fax)

NORMAN SCHEEL  
Structural Engineer  
Email: [norm@nsse.com](mailto:norm@nsse.com)

ROBERT COON  
Project Manager  
Email: [rob@nsse.com](mailto:rob@nsse.com)

PALLO IBAÑEZ  
Project Manager  
Email: [paulo@nsse.com](mailto:paulo@nsse.com)

TIM SLOAN  
Project Manager  
Email: [tim@nsse.com](mailto:tim@nsse.com)

STEVE COOKSEY  
CAD Supervisor  
Email: [steve@nsse.com](mailto:steve@nsse.com)

STACY MARLIN  
Office Manager  
Email: [stacy@nsse.com](mailto:stacy@nsse.com)

Davis  
213 E Street Suite B  
Davis, CA 95616  
(530) 753-5300  
(530) 753-5380 (fax)

TRACY HARRIS P.E.  
Project Engineer  
Email: [tracy@nsse.com](mailto:tracy@nsse.com)

DARRELL PEREIRA  
Design Engineer  
Email: [darell@nsse.com](mailto:darell@nsse.com)

February 12, 2001


Beazer Homes  
3009 Douglas Blvd. Suite 150  
Roseville, CA 95661

**Re: Bellefleur (Job #20234)**  
**Inspection Clarifications**

1. In our opinion, the MAS anchors may be installed on 3x sill plates for the lateral loads. However, you may consider installing a few wedge anchors for the overall stability of the wall.
2. 6" plus or minus on shear walls over 8'-0" long is acceptable with the same hardware and nailing specified on the plans.
3. Anchor bolts may be repaired or replaced with either wedge anchors or epoxy bolts. The only condition with wedge anchors I that when they are at the edge of the slab, they require 2 bolts per each existing anchor bolt at the shear walls.

If you have any questions, please call Rob Coon.

  
NORMAN SCHEEL  
STRUCTURAL ENGINEER



**N**orman

**S**cheel

**S**tructural

**E**ngineer

eramento  
22 Sunrise Blvd.  
Oak, CA 95628  
6) 536-9585  
6) 536-0260 (fax)

NORMAN SCHEEL  
Structural Engineer  
ail: norm@nsse.com

BERT COON  
ject Manager  
ail: rob@nsse.com

ULO IBANEZ  
ject Manager  
ail: paulo@nsse.com

T SLOAN  
ject Manager  
ail: tim@nsse.com

EVE COOKSEY  
D Supervisor  
ail: steve@nsse.com

ACY MARLIN  
ice Manager  
ail: steve@nsse.com

IVIS  
1 E Street Suite B  
vis, CA 95616  
0)753-5300  
0)753-5380(fax)

ACY HARRIS P.E.  
ject Engineer  
ail: tracy@nsse.com

RRELL PEREIRA  
ga Engineer  
ail: darell@nsse.com

February 22, 2001

*Mr. Marla*  
*0100242*

Beazer Homes  
3009 Douglas Blvd. Suite 150  
Roseville, CA 95661


Re: Bellefleur (Job #20234)  
MAS Anchors & Mud Sills

To Whom It May Concern:

This letter is to clarify that MAS anchors are not effective if the sill plate is more than 1/2" over the concrete. The repair for this condition is to install epoxy or wedge anchors. If wedge anchors are used, install 2 anchors per missing MAS at shear wall locations. This applies for HPAHD22 holdowns also. See epoxy fixes included with this letter.

If you have any questions, please call Rob Coon.

*[Signature]*  
NORMAN SCHEEL  
STRUCTURAL ENGINEER



THIS PLOT PLAN IS NOT FOR SALES PURPOSES. THIS PLOT PLAN IS FOR THE PURPOSES OF INDICATING COMPLIANCE WITH ZONING SET BACKS, GENERAL DRAINAGE DIRECTION, AND APPROXIMATE UTILITY CONNECTION. ALL OTHER DATA SHOWN HEREON IS CONCEPTUAL. THIS PLOT PLAN DOES NOT REFLECT AS-BUILT CONDITION. RETAINING WALLS ARE OPTIONAL AND MAY OR MAY NOT BE CONSTRUCTED.

W — WATER METER BOX

E — ELECTRICAL BOX

U — UTILITY RISERS

S — SEWER CLEANOUT

SL — STREET LIGHT

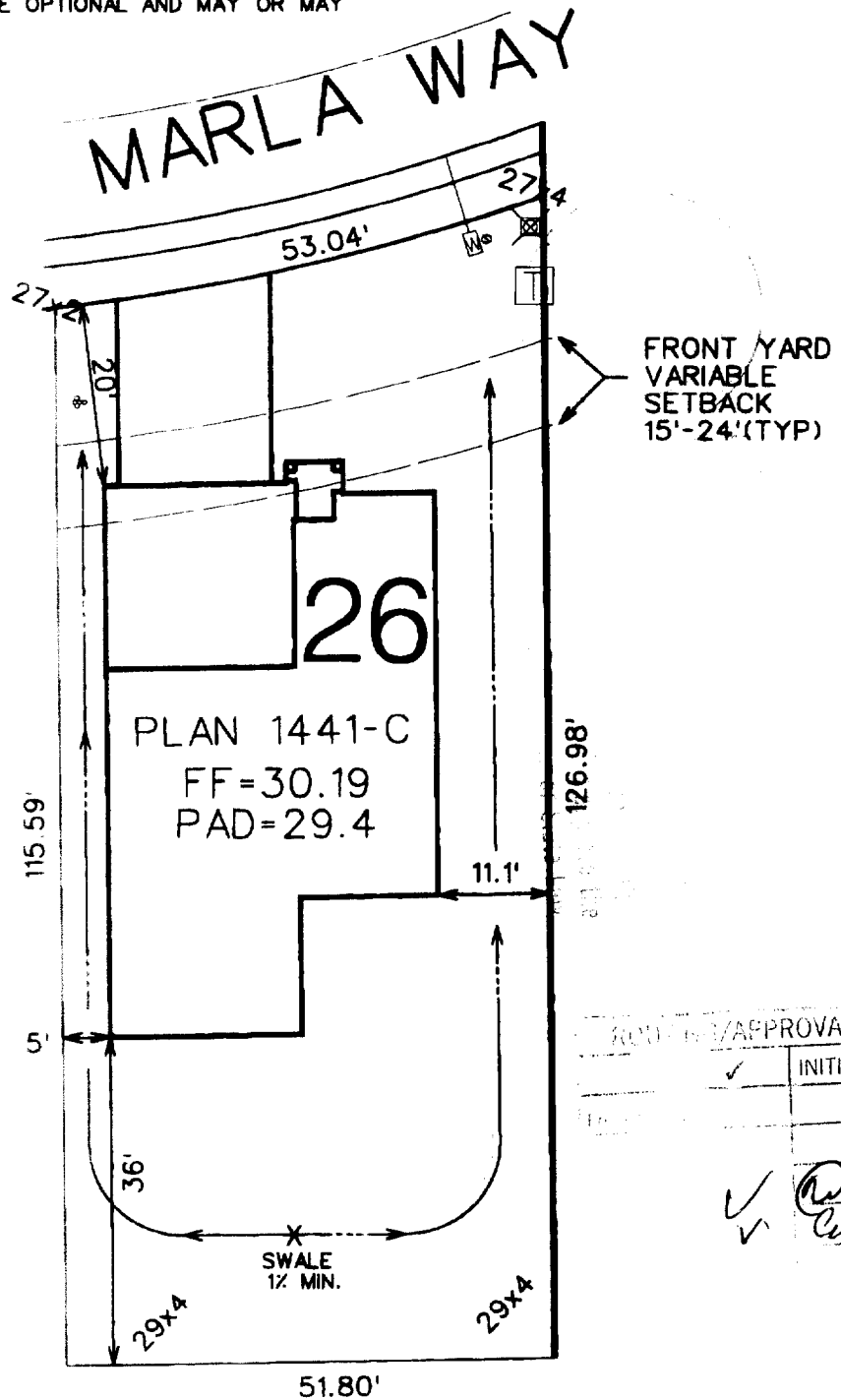
FH — FIRE HYDRANT

T — TRANSFORMER

EV — ELECTRICAL VAULT

TP — TELEPHONE PED.

DI — DRAIN INLET



FRONT YARD  
VARIABLE  
SETBACK  
15'-24'(TYP)


REVISIONS/APPROVAL	
NO.	INITIALS
1	✓
2	
3	
4	
5	

✓  
 ✓  
 [Signature]



SCALE: 1"=20'

6226 SQUARE FEET



PLOT PLAN FOR  
LOT 26

JACINTO VILLAGE NORTH

A.P.N.  
ADDRESS:  
COUNTY: SACRAMENTO

SCALE: 1"=20'

DATE: 12-05-00

REVISED:

DRAWN BY: PWG

CHK'D. BY: LK

W.O. 0434-02