

CITY OF SACRAMENTO
1231 I Street, Sacramento, CA 95814

Permit No: 0204868

Insp Area: 4

Thos Bros:

Sub-Type: NSFR

Housing (Y/N): N

Site Address: 291 ROCKMONT CR SAC

Parcel No: 201-0520-013

NORTHBR II 9 LOT 56

CONTRACTOR
PULTE HOME CORP.
985 SUN CITY LN.
LINCOLN CA. 95648

OWNER

ARCHITECT

Nature of Work: MP2374 1 STORY 9 ROOM NSFR

CONSTRUCTION LENDING AGENCY: I hereby affirm under penalty of perjury that there is a construction lending agency for the performance of the work for which this permit is issued (Sec. 3097, Civ. C).

Lender's Name _____ Lender's Address _____

LICENSED CONTRACTORS DECLARATION: I hereby affirm under penalty of perjury that I am licensed under provisions of Chapter 9 (commencing with section 7000) of Division 3 of the Business and Professions Code and my license is in full force and effect.

License Class _____ License Number 517593 Date 4/23/02 Contractor Signature [Signature]

OWNER-BUILDER DECLARATION: I hereby affirm under penalty of perjury that I am exempt from the contractors License Law for the following reason (Sec. 7031.5, Business and Professions Code; any city or county which requires a permit to construct, alter, improve, demolish, or repair any structure, prior to its issuance, also requires the applicant for such permit to file a signed statement that he or she is licensed pursuant to the provisions of the Contractors License Law (Chapter 9 (commencing with Section 7000) of Division 8 of the Business and Professions Code) or that he or she is exempt therefrom and the basis for the alleged exemption. Any violation of Section 7031.5 by any applicant for a permit subjects the applicant to a civil penalty of not more than five hundred dollars (\$500.00);

____ I, as a owner of the property, or my employees with wages as their sole compensation, will do the work, and the structure is not intended or offered for sale (Sec. 7044, Business and Professional Code: The Contractors License Law does not apply to an owner of property who builds or improves thereon, and who does such work himself or herself or through his/her own employees, provided that such improvements are not intended or offered for sale. If, however, the building or improvement is sold within one year of completion, the owner-builder will have the burden of proving that he/she did not build or improve for the purpose of sale.)

____ I, as owner of the property, am exclusively contracting with licensed contractors to construct the project (Sec. 7044, Business and Professions Code: The Contractors License Law does not apply to an owner of property who builds or improves thereon, and who contracts for such projects with a contractor(s) licensed pursuant to the Contractors License Law).

____ I am exempt under Sec. _____ B & PC for this reason: _____

Date _____ Owner Signature _____

IN ISSUING THIS BUILDING PERMIT, the applicant represents, and the city relies on the representation of the applicant, that the applicant verified all measurements and locations shown on the application or accompanying drawings and that the improvement to be constructed does not violate any law or private agreement relating to permissible or prohibited locations for such improvements. This building permit does not authorize any illegal location of any improvement or the violation of any private agreement relating to location of improvements.

I certify that I have read this application and state that all information is correct. I agree to comply with all city and county ordinances and state laws relating to building construction and herby authorize representative(s) of this city to enter upon the abovementioned property for inspection purposes.

Date 4/23/02 Applicant/Agent Signature [Signature]

WORKER'S COMPENSATION DECLARATION: I hereby affirm under penalty of perjury one of the following declarations:

____ I have and will maintain a certificate of consent to self-insure for workers' compensation as provided for by Section 3700 of the Labor Code, for the performance of work for which the permit is issued.

____ I have and will maintain workers' compensation insurance, as required by Section 3700 of the Labor Code, for the performance of the work for which this permit is issued. My workers' compensation insurance carrier and policy number are:

Carrier

Policy Number

Exp Date

____ (This section need not be completed if the permit is for \$100 or less) I certify that in the performance of the work for which this permit is issued, I shall not employ any person in any manner so as to become subject to the workers' compensation laws of California and agree that if I should become subject to the workers' compensation provisions of Section 3700 of the Labor Code, I shall forthwith comply with those provisions.

Date 4/23/02 Applicant Signature [Signature]

WARNING: FAILURE TO SECURE WORKER'S COMPENSATION COVERAGE IS UNLAWFUL AND SHALL SUBJECT AN EMPLOYER TO CRIMINAL PENALTIES AND CIVIL FINES UP TO ONE HUNDRED THOUSAND DOLLARS (\$100,000) IN ADDITION TO THE COST OF COMPENSATION, DAMAGES AS PROVIDED FOR IN SECTION 3706 OF THE LABOR CODE, INTEREST AND ATTORNEY'S FEE.

THIS PERMIT SHALL EXPIRE BY LIMITATION IF WORK IS NOT COMMENCED WITHIN 180 DAYS.

Project Address: 271 Rockmont Circle Assessor Parcel # 201-052-013
Lot Number: 56 Subdivision Northborough Phase II, Village 9

OWNER INFORMATION:

Legal Property Owner: Pulte Home Corporation Phone# (916) 434-3472
Owner Address: 985 Sun City Lane City Lincoln State CA Zip 95648

CONTRACTOR INFORMATION:

Contractor: Pulte Home Corp. Lic. # 517593 Phone # 434-3472 Fax 434-3478

PROJECT INFORMATION:

Land Use Zone R1A Occupancy Group R3 Construction Type VN Fed Code 1A
No. of Stories: 1 No. of Rooms: 9 Street Width: 41' R/W 30'
1st Floor Area 2369 2nd Floor Area N/A Basement n/a Roof Material Tile

AREA IN SQUARE FOOT OF:

Dwelling/Living 2369
Garage/Storage 623
Decks/Balconies —
Carports n/a

SCOPE OF WORK: SINGLE FAMILY CLASSIC PLAN # 2C

OR
FICE
ISE
NLY

- Information Above Complete
- Violation Files Checked
- Standard Setbacks
- County Sewer
- AR Flood Waiver Required
- Flood Elevation Certificate Required
- Water Development Infill Area
- Planning Approval
- Design Review Approval
- Special Fee Districts Apply:

THE FOLLOWING MUST BE PROVIDED IN ORDER TO SUBMIT FOR PERMIT

- 2 COMPLETE PLOT PLANS, LEGIBLE & DRAWN TO SCALE
- 11 X 17 COPY OF FLOOR PLAN WITH FOLLOWING INFORMATION
 - a) Assessor's Parcel Number
 - b) New Floor Area
 - c) Owners Name
 - d) Project Address

CERTIFICATION OF INSULATION

<p>ADDRESS OR TRACT</p> <p style="font-size: 2em; font-family: cursive;">Pulte Classic</p> <p style="font-size: 1.5em; font-family: cursive;">291 Hooksett</p> <p style="text-align: right;">LOT # 56</p>	<p style="text-align: center;">SACRAMENTO BUILDING PRODUCTS</p> <p><input checked="" type="checkbox"/> P.O. BOX 854, WEST SACRAMENTO, CA 95691 LIC. #202026</p> <p><input type="checkbox"/> 1309 MELODY ROAD, MARYSVILLE, CA 95901 LIC. #202026</p> <p><input type="checkbox"/> P.O. BOX 9651, FRESNO, CA 93793-9651 LIC. #202026</p> <p><input type="checkbox"/> P.O. BOX 1631, RENO, NV 89505 LIC. #10675</p> <p><input type="checkbox"/> 3326 A PONDEROSA WAY, LAS VEGAS, NV 89118 LIC. #10675</p> <p>DATE INSULATION COMPLETED</p>
--	---

WALLS		CEILING			FLOORS			
(SQUARE FEET)		(SQUARE FEET)			(SQUARE FEET)			
TYPE OF INSULATION		TYPE OF INSULATION			TYPE OF INSULATION			
MATERIAL FIBERGLASS		MATERIAL FIBERGLASS			MATERIAL FIBERGLASS			
FORM BATTS		FORM BATTS & BLOW			FORM BATTS			
MANUFACTURER'S PRODUCT I.D.		MANUFACTURER'S PRODUCT I.D.			MANUFACTURER'S PRODUCT I.D.			
MANUFACTURER		MANUFACTURER			MANUFACTURER			
CT	OC	<div style="display: flex; justify-content: space-around;"> CT OC JM </div> <p style="font-size: 1.5em; font-family: cursive; text-align: center;">Greenfiber</p>			CT	OC	JM	
R-VALUE INSTALLED	APPLIED THICKNESS	R-VALUE INSTALLED	APPLIED THICKNESS	R-VALUE INSTALLED	APPLIED THICKNESS	R-VALUE INSTALLED	APPLIED THICKNESS	
R-13	6 1/4	R-11	5.95	R-14	6 1/4			
KNEE WALLS IF R-VALUE IS OTHER THAN WALLS ABOVE								
MATERIAL FIBERGLASS		FORM BATTS		R VALUE		MANUFACTURER		
						CT	OC	JM
AIR INFILTRATION SEALANT								
MATERIAL foam				MANUFACTURER HILTI		MANUFACTURER HANDY FOAM		

THIS IS TO CERTIFY THAT INSULATION AND/OR SEALANT HAS BEEN INSTALLED IN CONFORMANCE WITH APPLICABLE CODES, MATERIAL STANDARDS AND REGULATIONS.

SIGNATURE — INSULATION CONTRACTOR	TITLE	DATE
Jeff Cable	MANAGER	9-25-02
SIGNATURE — GENERAL CONTRACTOR	TITLE	DATE
REMARKS		



WALLACE • KUHL & ASSOCIATES INC.
 GEOTECHNICAL ENGINEERING • CONSTRUCTION TESTING

3050 Industrial Blvd.
 PO Box 1137
 West Sacramento
 California 95691
 916-372-1434

DATE 7/1/02	JOB NO. 3425.63	WEATHER clear	TEMP. ° at _____ AM ° at _____ PM				
PROJECT Alhambra branch 7/ Pullie houses	Technician I <input type="checkbox"/>	Staff E/G <input type="checkbox"/>					
LOCATION Kochman circ lot 56	Technician II <input type="checkbox"/>	Project E/G <input type="checkbox"/>					
TYPE OF WORK epoxy dowel observations	Technician III <input type="checkbox"/>	Senior E/G <input type="checkbox"/>					
Inside 50 mi. radius <input type="checkbox"/>	Outside 50 mi. radius <input type="checkbox"/>	Nuclear Densities <input type="checkbox"/>	Principal E/G <input type="checkbox"/>				
PERSONNEL	REG. HRS	OT HRS	TOTAL HRS	TRAVEL	ON JOB	VEHICLE	MILES
Steven Schmidt	10:00 am to 12:00 pm						20

OBSERVATIONS:
 Observed ~~epoxy~~ epoxy dowel installation in lot 56
 embedment depth was met on all $\frac{3}{8}$ " anchor bolts placed
 all holes were blown out with compressed air ~~blow~~
 brushed out by hand then blown out again. Simpson
 SA 22 ~~epoxy~~ epoxy was used to manufacturers instructions
 expiration date 12/03 batch # LB 105052

stage - 2 phd # ~~4~~ master base - 2 cont
 stage 3, water heater Rm - 2, Family Rm - 4, Living Rm - 1
 Master bedroom - 4, master closet - 1, bath rm 1, both bedrooms lead

Passed

FIELD REPORT

Signed Steven Schmidt

OMEGA PRODUCTS INTERNATIONAL, INC.

DIAMOND WALL INSULATING STUCCO SYSTEM

JOB ADDRESS:

291 Rockmont

ICBO Report #4004

Date of Job Completion

11-15-02

PLASTERING CONTRACTOR:

Name:

Stellan Enterprises

Address:

29054 Goetz Road, Canyon Lake, Ca. 92587

Telephone No:

909 244 0525

Contractor Number of Diamond Wall System

1034

This is to certify that the exterior coating system on the building exterior at the above address has been installed in accordance with the evaluation report specified above and the manufacturer's instructions.

Date

Fred Rumsa
Signature of authorized representative of
Plastering Contractor

This installation card must be presented to the building inspector after completion of work and before final inspection.



ATI
ARCHITECTS and ENGINEERS

RFI # 10,

LETTER FROM
SIMPSON

FAX COVER SHEET

3880 Blackhawk Road
Danville, CA 94506
T: 925.648.8800
F: 925.648.8811

5901 Christie Avenue, #301
Emeryville, CA 94608
T: 510.420.1693
F: 510.420.1691

4200 East Avenue
Livermore, CA 94550
T: 925.447.4017
F: 925.447.9360

2610 Douglas Boulevard
Roseville, CA 95661
T: 916.772.1800
F: 916.772.1820

8 Hanger Way, Suite C
Watsonville, CA 95076
T: 831.761.6222
F: 831.761.1121

To:	Mark Maldonado	Date:	7/09/02
Company:	Pulte Home Corporation		
Fax No./Tel. No	Fax: 916-419-9504		
Subject/Project:	Classics at Natomas: RFI #10		
Project No.	P1174		
	No. of Fax Pages, including Cover: 3		
From:	Bill Wettig		
Phone Number:	Phone (925) 648-8800 Fax (925) 648-8811		


Action Requested			
<input type="checkbox"/>	Please Review and Comment	<input type="checkbox"/>	For Your Review
<input type="checkbox"/>	Please Sign and Fax Return	<input checked="" type="checkbox"/>	For Your Information
<input type="checkbox"/>	Please Sign and Return via Mail	<input type="checkbox"/>	For Your Use
<input checked="" type="checkbox"/>	Original To Follow via Mail	<input type="checkbox"/>	

Message

Here is a copy of the letter and detail from Simpson. I don't think you'll need any additional letter from ATI, but if you do, give me a call at our Danville office. The original will follow in the mail.

Thank you,

Bill



This set of plans and specifications must be kept on the job at all times and it is unlawful to make any changes or alterations from the same without written permission from the [unclear]

The approval of this plan and specifications shall not be held to permit or approve a violation of any City Ordinance or State [unclear]

Copies: Project File

[Handwritten Signature]
7/16/02



SIMPSON STRONG-TIE® COMPANY, INC.

The World's "No Equal" Structural Connector Company

1450 Doolittle Drive • P.O. Box 1568 • San Leandro, California 94577

Phone: 800/999-5099 • Fax: 510/632-8925

July 9, 2002

Raafat Aboutasim
ATI Engineering
3860 Black Hawk Rd
Danville, CA 94506
(925) 648-8800
(925) 648-8811 (fax)

Re: Insufficient projection of mudsill anchor bolts (bet. 1 1/2" to 3" above the concrete)
Job Name: Pulte Homes, Classics at Natomas, Sacramento, CA, Lot # 56

Dear Mr. Aboutasim:

Per the Strong Wall Repair Request Form sent to our office on July 9, 2002, there is insufficient projection of the anchor bolts above the mudsill plate for attachment of the washer plate and nuts on the Simpson Strong-Walls. For short anchor bolts, which are between 1 1/2 to 3 inches above the top of concrete, a coupler nut may be added in accordance with the following provisions:

- Remove Strong Wall and overdrill existing Strong-Wal. mudsill hole to 1 1/4 inch diameter to accommodate coupler nut.
- Attach Simpson CN5/8W coupler nut to existing bolt. Insert new piece of all thread rod onto top end of coupler nut. Reinstall panel and fill oversized Strong Wall mudsill hole with Simpson SET epoxy.
- Install new 2x Doug-Fir mudsill plate on top of the existing mudsill plate over the extended coupler nut and bolts. Provide 1 1/4 inch diameter holes in alignment with the existing bolt holes on the Strong-Wall. Fill oversized holes in the new mudsill plate with Simpson SET epoxy.
- Install bearing plate, nut and SDS screws over the extended mudsill bolts after the epoxy has cured in 24 hours.

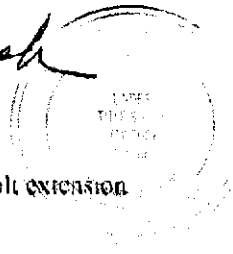
Please feel free to call for any additional clarification or assistance.

Sincerely,
SIMPSON STRONG-TIE CO., INC

Evon M.C. Ballash

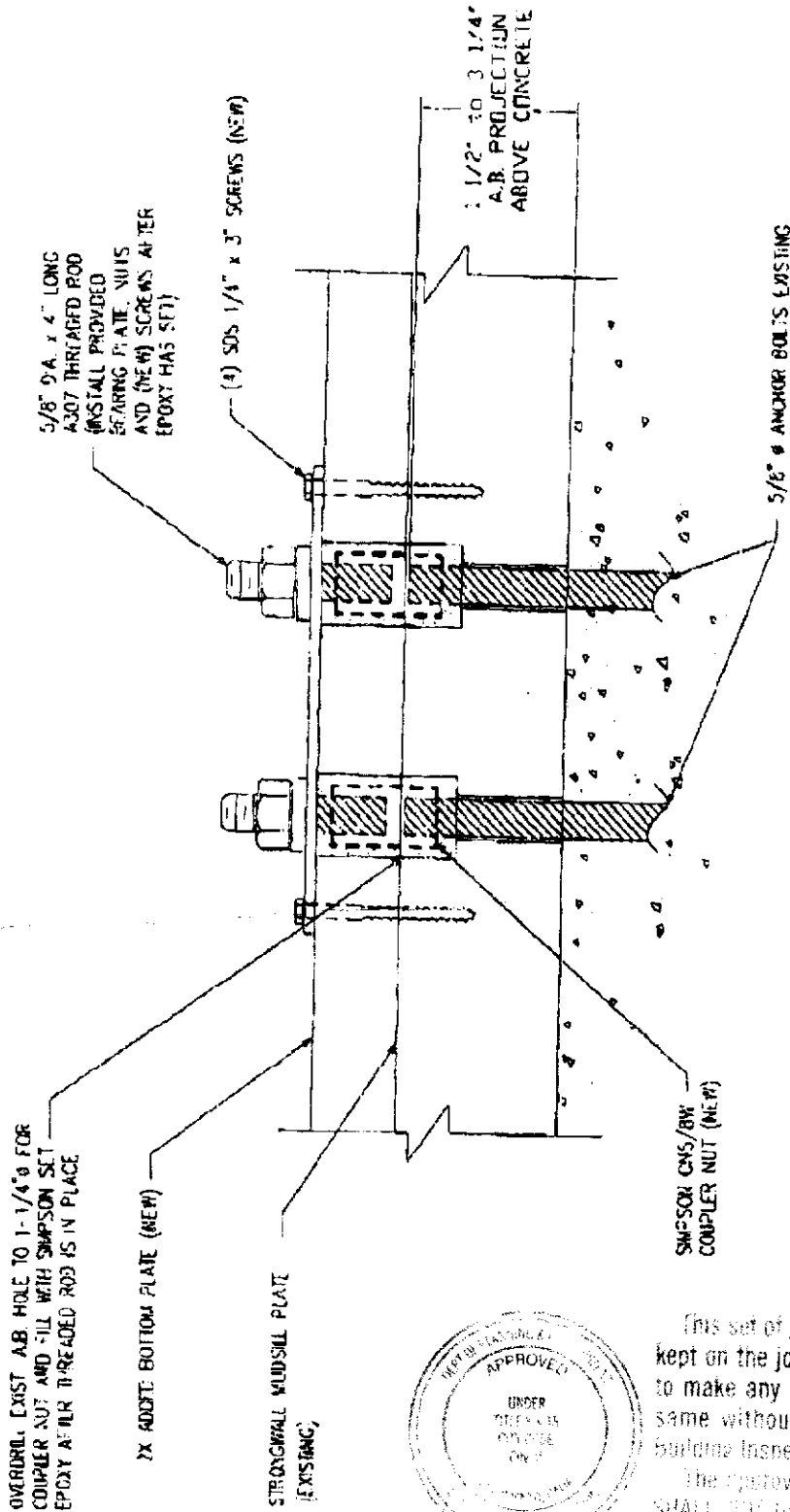
Evon M.C. Ballash, PE
Research Engineer

Attachment: Sketch of mudsill anchor bolt extension
Cc: K. Colomas, M. Crawford, R. Reid



This set of plans and specifications is to be used for the job at all times and it is understood that no changes or alterations from the same without written permission from the Building Inspection Division.

Approval of this plan and specifications shall not be held to permit or approve any work unless it is in accordance with the City Ordinance or Code.



MUDSILL ANCHOR BOLT EXTENSION DETAIL

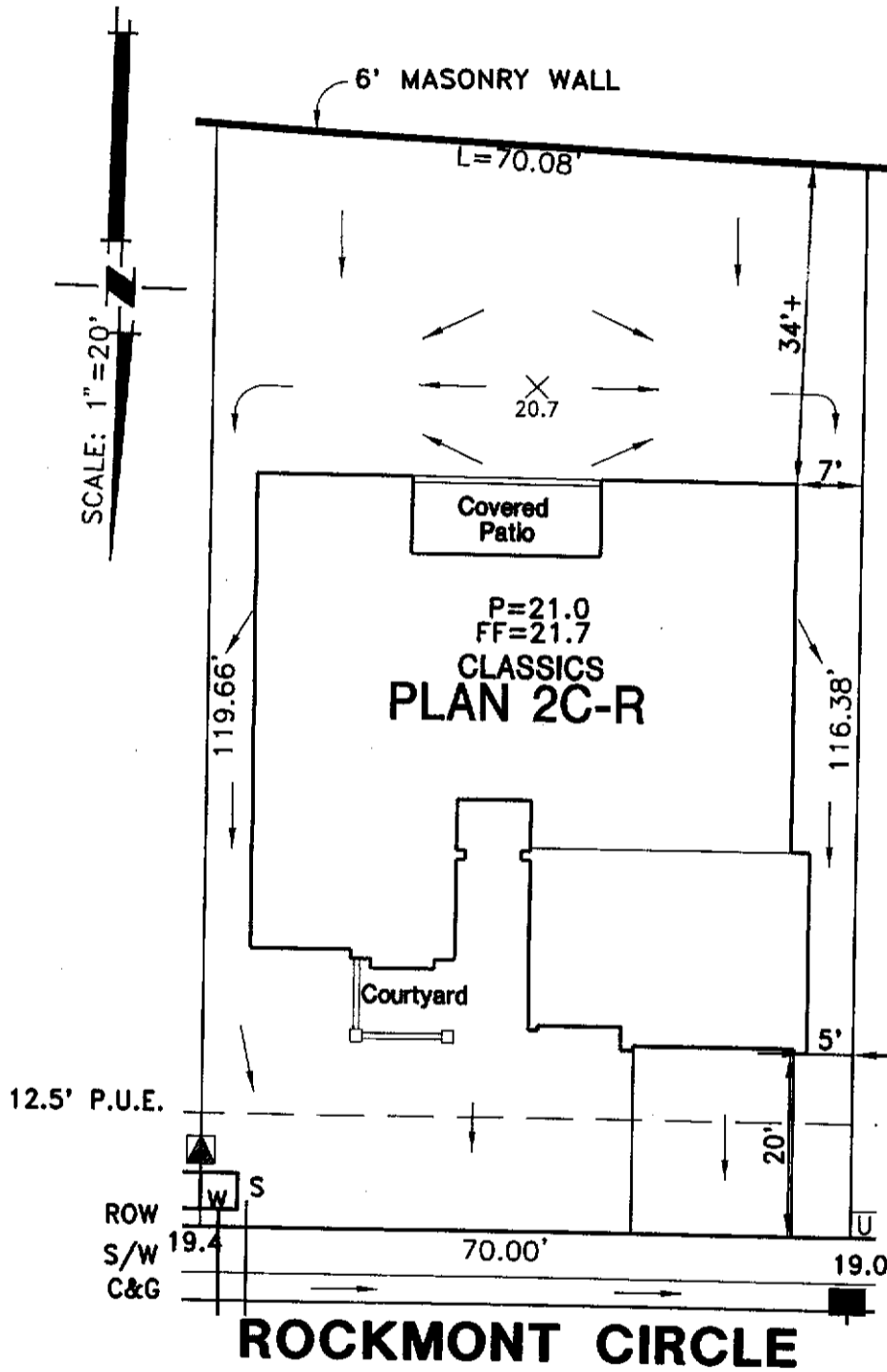
MODEL: SW22x7-4



This set of plans and specifications must be kept on the job at all times and it is unlawful to make any changes or alterations from the same without written permission from the Building Inspection Division.

The approval of this plan and specification SHALL NOT be held to permit or approve any violation of any City Ordinance or Code.

THIS PLOT PLAN IS NOT FOR SALES PURPOSES. THIS PLOT PLAN IS FOR THE PURPOSES OF INDICATING COMPLIANCE WITH ZONING SET BACKS, GENERAL DRAINAGE DIRECTION, AND APPROXIMATE UTILITY CONNECTION. ALL OTHER DATA SHOWN HEREON IS CONCEPTUAL. THIS PLOT PLAN DOES NOT REFLECT AS-BUILT CONDITION, RETAINING WALLS ARE OPTIONAL AND MAY OR MAY NOT BE CONSTRUCTED.



- - UTILITY SERVICE BOX
- - DRAIN INLET
- ▲ - TRANSFORMER

NORTHBOROUGH II - VILLAGE 9 PHASE 1
 FOR PULTE HOME CORPORATION
 PLOT PLAN FOR LOT 56

A.P.N.:
 LOT AREA: 8250 S.F.
 ADDRESS: ROCKMONT CIRCLE
 CITY OF SACRAMENTO, CALIFORNIA

WOOD RODGERS INC.
 ENGINEERING PLANNING MAPPING SURVEYING
 3301 G STREET, BLDG. 100-B SACRAMENTO, CA 95816
 PHONE: (916) 341-7760 FAX: (916) 341-7767 **SB 4.9**

APR 2002 DRAWN: JW 1015.067