

**CITY OF SACRAMENTO**  
1231 I Street, Sacramento, CA 95814

**Permit No: 0013137**  
**Insp Area: 1**

**Site Address: 1100 14TH ST SAC**  
Parcel No: 006-0115-018

**Sub-Type: REM**  
**Housing (Y/N): N**

**CONTRACTOR**  
CMG&ASSOCIATES,INC.  
2140 ACOMA ST  
SACRAMENTO CA 95833

**OWNER**  
VOLUME SERVICES AMERICA  
201 EAST BROAD ST  
SPARTANBURG SC

**ARCHITECT**

**Nature of Work: REMODEL CAFE INTO STARBUCKS**

**CONSTRUCTION LENDING AGENCY:** I hereby affirm under penalty of perjury that there is a construction lending agency for the performance of the work for which this permit is issued (Sec. 3097, Civ. C).

Lender's Name \_\_\_\_\_ Lender's Address \_\_\_\_\_

**LICENSED CONTRACTORS DECLARATION:** I hereby affirm under penalty of perjury that I am licensed under provisions of Chapter 9 (commencing with section 7000) of Division 3 of the Business and Professions Code and my license is in full force and effect.

License Class \_\_\_\_\_ License Number \_\_\_\_\_ Date \_\_\_\_\_ Contractor Signature \_\_\_\_\_

**OWNER-BUILDER DECLARATION:** I hereby affirm under penalty of perjury that I am exempt from the contractors License Law for the following reason (Sec. 7031.5, Business and Professions Code: any city or county which requires a permit to construct, alter, improve, demolish, or repair any structure, prior to its issuance, also requires the applicant for such permit to file a signed statement that he or she is licensed pursuant to the provisions of the Contractors License Law (Chapter 9 (commencing with Section 7000) of Division 8 of the Business and Professions Code) or that he or she is exempt therefrom and the basis for the alleged exemption. Any violation of Section 7031.5 by any applicant for a permit subjects the applicant to a civil penalty of not more than five hundred dollars (\$500.00);

\_\_\_\_ I, as a owner of the property, or my employees with wages as their sole compensation, will do the work, and the structure is not intended or offered for sale (Sec. 7044, Business and Professional Code. The Contractors License Law does not apply to an owner of property who builds or improves thereon, and who does such work himself or herself or through his/her own employees, provided that such improvements are not intended or offered for sale. If, however, the building or improvement is sold within one year of completion, the owner-builder will have the burden of proving that he/she did not build or improve for the purpose of sale.)

I, as owner of the property, am exclusively contracting with licensed contractors to construct the project (Sec. 7044, Business and Professions Code. The Contractors License Law does not apply to an owner of property who builds or improves thereon, and who contracts for such projects with a contractor(s) licensed pursuant to the Contractors License Law).

\_\_\_\_ I am exempt under Sec. \_\_\_\_\_ B & PC for this reason: \_\_\_\_\_

Date 12/13/00 Owner Signature Juanita Pua

**IN ISSUING THIS BUILDING PERMIT,** the applicant represents, and the city relies on the representation of the applicant, that the applicant verified all measurements and locations shown on the application or accompanying drawings and that the improvement to be constructed does not violate any law or private agreement relating to permissible or prohibited locations for such improvements. This building permit does not authorize any illegal location of any improvement or the violation of any private agreement relating to location of improvements.

I certify that I have read this application and state that all information is correct. I agree to comply with all city and county ordinances and state laws relating to building construction and hereby authorize representative(s) of this city to enter upon the abovementioned property for inspection purposes.

Date 12/13/00 Applicant/Agent Signature Juanita Pua

**WORKER'S COMPENSATION DECLARATION:** I hereby affirm under penalty of perjury one of the following declarations:

\_\_\_\_ I have and will maintain a certificate of consent to self-insure for workers' compensation as provided for by Section 3700 of the Labor Code, for the performance of work for which the permit is issued.

\_\_\_\_ I have and will maintain workers' compensation insurance, as required by Section 3700 of the Labor Code, for the performance of the work for which this permit is issued. My workers' compensation insurance carrier and policy number are:

Carrier CALIFORNIA INDEMNITY Policy Number EC1197171 Exp Date 06/01/2001

(This section need not be completed if the permit is for \$100 or less) I certify that in the performance of the work for which this permit is issued, I shall not employ any person in any manner so as to become subject to the workers' compensation laws of California and agree that if I should become subject to the workers' compensation provisions of Section 3700 of the Labor Code, I shall forthwith comply with those provisions.

Date 12/13/00 Applicant Signature Juanita Pua

**WARNING: FAILURE TO SECURE WORKER'S COMPENSATION COVERAGE IS UNLAWFUL AND SHALL SUBJECT AN EMPLOYER TO CRIMINAL PENALTIES AND CIVIL FINES UP TO ONE HUNDRED THOUSAND DOLLARS (\$100,000) IN ADDITION TO THE COST OF COMPENSATION, DAMAGES AS PROVIDED FOR IN SECTION 3706 OF THE LABOR CODE, INTEREST AND ATTORNEY'S FEE.**

**THIS PERMIT SHALL EXPIRE BY LIMITATION IF WORK IS NOT COMMENCED WITHIN 180 DAYS.**

CITY OF SACRAMENTO

30 DAY TEMPORARY  
**Certificate of Occupancy**

For Information Contact (916) 264-5716

Building Address: 1100 - 14<sup>TH</sup> ST Permit No. 0013137

Building Use: COFFEE SHOP Occupancy: A2/1

Building Owner: VOLUME SERVICE AMERICA Construction Type: I-FR

Owner Address: 201 E. BRANCH ST SPARTANBURG S.C Sprinkled? [] Yes [  ] No

Portion of Building Occupied: CAFE Area: \_\_\_\_\_ Sq. Ft.

Specific purpose for temporary occupancy and/or conditions/limitations of temporary occupancy: DBA: STARBUCKS  
NO FINAL C OF O UNTIL SITE APPROVAL

1/4/01  DENNIS RICHARDSON  
Date By:Print Sign CHIEF BUILDING OFFICIAL

[TCO approvals:DP,RVL,WJR,MG,AL]

**CBC 109.4 TEMPORARY CERTIFICATE**

*If the Chief Building Official finds that no substantial hazard will result from occupancy of any building or portion thereof before the same is completed, a temporary Certificate of Occupancy may be issued for the use of a portion or portions of a building or structure prior to the completion for the entire building or structure.*

**POST IN A CONSPICUOUS PLACE**

CITY OF SACRAMENTO

**CERTIFICATE OF OCCUPANCY**

For Information Contact (916) 264-5716

Building Address: 1100 - 14<sup>th</sup> ST Permit No. 0013137

Building Use: STARBUCKS Occupancy: A2.1

Building Owner: VOLUME SERVICES AMERICA Construction Type: 1-FR

Owner Address: 201 E BRANCH ST SPARTANBURG, S.C. Sprinkled? [] Yes [] No

Portion of Building Occupied: T.I. Area: \_\_\_\_\_ Sq. Ft.

5/22/01

Date

Walter Harris

By: Print

Sign

DENNIS RICHARDSON

CITY BUILDING OFFICIAL

[ Finaled By: DP,WJR,RVL,GRS ]

*This Certificate, issued pursuant to the requirements of Section 109 of the Uniform Building Code, certifies that at time of issuance the described portion of the building has been inspected for compliance with the Uniform Building Code, as adopted per Title 15 of the Sacramento City Code for the group and division of occupancy and use for which the proposed occupancy is classified. Issuance of this certificate shall not be construed as an approval of a violation of any Codes, or Federal, State and City Laws or Ordinances. Certificates presuming to give authority to such violation shall not be valid. This certificate shall be posted in a conspicuous place on the premises and shall not be removed except by the City Building Official. No changes shall be made in the character of occupancy or use without approval of the City Building Official.*

**POST IN A CONSPICUOUS PLACE**

COUNTY SANITATION DISTRICT NO. 1  
 AMENTO REGIONAL COUNTY SANITATION DISTRICT  
**SEWER IMPACT FEE**  
 PERMIT AND CALCULATION SHEET

APPLICATION NO: \_\_\_\_\_

BIDG PERMIT NO: CITY

GENERAL INFORMATION

THIS PERMIT GOOD ONLY WHEN  
 VALIDATED BY THE CASHIER

265713

THIS PERMIT TO CONNECT EXPIRES  
 ONE YEAR FROM DATE OF ISSUANCE

FEE CALCULATION

BUILDING USE

| INSPECTION       | RESIDENTIAL | SF | MF                       | UNITS       |
|------------------|-------------|----|--------------------------|-------------|
| CSD-1            | <u>0</u>    |    | <input type="checkbox"/> |             |
| SRCSO            | <u>0</u>    |    | <input type="checkbox"/> |             |
| CONSTRUCTION     |             |    |                          |             |
| IN-LIEU          |             |    |                          |             |
| <b>TOTAL FEE</b> |             |    |                          | <u>8621</u> |

APN: 006 011 5018

DESCRIPTION/  
 SUBDIVISION

LOT:

PROPERTY ADDRESS 1100 13th Street

OWNER City of Sacramento

MAILING ADDRESS 1100 14th Street Classique Catering

CITY-STATE-ZIP Sacramento PHONE 264.8433

ADDITIONAL FEES MAY BE DUE IF CHANGES IN USE INCREASE SEWER IMPACT.

APPLICANT SIGNATURE \_\_\_\_\_

CONSOLIDATED UTILITY BILLING USE ONLY

ACCT \_\_\_\_\_ INPUT \_\_\_\_\_ START \_\_\_\_\_

INSPECTOR'S COPY

Date of Request: 10/31/00  
By: \_\_\_\_\_

**CITY OF SACRAMENTO DEVELOPMENT SERVICES DIVISION  
PLANNING AND ZONING INFORMATION REQUEST**

Project SACRAMENTO CONVENTION CENTER  
Address: 1100 14TH ST SACRAMENTO

Assessor's Parcel Number: 006-0115-018

Previous Use: FOOD SERVICE TENANT (13TH ST. CAFE)

Description of Request/Proposed Use: REMODEL EXISTING 336 SF  
FOOD SERVICE INTO A STARBUCKS COFFEE

Is This a Change of Use? NO

Prior Applications for Project Site(P#, Z#, DRPB#): DROO-190  
Zoning Designation: C-3

Comments: Design Review required, <sup>application</sup> still needs to be  
submitted

11/17/00 Design Review Approved - per Luis Sanchez

Still must verify location in relation  
to public ~~rule~~ or easement prior  
to permit issuance

Are There Any Planning Issues?: (circle one) YES  NO

- \* Staff Site Plan Check Required? (Circle one) YES  NO
- \* Field Inspection Required? (Circle one) YES  NO
- \* Design Review/Preservation Required?: (Circle one) YES  NO

App'd DROO-190  
(DR)

Planning Review by/Date: PHIL REED 10/31/00

A list of items that must be reviewed by Planning is provided on the reverse side of this form.

MICROFILM AFTER FINAL

# APPLICATION FOR COMMERCIAL BUILDING PERMIT

**CITY OF SACRAMENTO**  
 DEVELOPMENT SERVICES DIVISION  
 PERMIT SERVICES SECTION  
 1231 I Street, Rm. 200  
 Sacramento, CA 95814 (916) 264-7619 FAX 264-7046

|  |   |
|--|---|
| ACTIVITY #<br><span style="font-size: 2em; font-family: cursive;">0013137</span> | Insp. Area<br><span style="font-size: 2em; font-family: cursive;">IC</span> |
|--|---|

Applicant **MUST** complete ALL Unshaded areas

ADDRESS 1100 14<sup>th</sup> ST Suite \_\_\_\_\_  
 PARCEL # 006-0115-015

|  |  |
|--|--|
| <p style="text-align: center;"><b>CONTACT</b></p> Name <u>Laurence Rva</u><br>Street Address <u>1100 14<sup>th</sup> Street</u><br>City/State/Zip <u>Sac. Ca. 95814</u><br>Phone <u>(916) 446-1215</u> FAX <u>(916) 446-1302</u><br>E-mail: <u>Lrva@cityofsacramento.org</u>                 | <p style="text-align: center;"><b>LICENSED CONTRACTOR</b> Lic No. # _____</p> Name <u>CM6</u><br>Address <u>525 South Douglas Ave. Suite 230</u><br>City/State/Zip <u>El Segundo Ca. 90245</u><br>Phone <u>(310) 343-3430</u> FAX <u>(310) 343-3431</u><br>E-mail: _____ |
| <p style="text-align: center;"><b>ARCHITECT/ENGINEER</b></p> Name <u>MCCANDLESS &amp; ASSOC. ARCHITECTS</u><br>Address <u>666 DEAD CAT ALLEY</u><br>City/State/Zip <u>WOODLAND, CA 95695</u><br>Phone <u>530 662 9146</u> FAX <u>530 662 3425</u><br>E-mail: <u>AARON@MCCANDLESSARCH.COM</u> | <p style="text-align: center;"><b>OWNER</b></p> Name <u>Volume Services America</u><br>Address <u><del>201 East Broad Street</del></u><br>City/State/Zip <u>201 East Broad Street</u><br>Phone <u>Spartanburg S.C. 29306</u> FAX _____<br>E-mail: <u>864-598-8600</u>    |

→ Will permittee have any employees on the jobsite?  No  Yes → INSURANCE CO: \_\_\_\_\_  
 → WORKER'S COMPENSATION POLICY # \_\_\_\_\_ EXPIRATION DATE: \_\_\_\_\_

NATURE OF WORK IN DETAIL: REMODEL EXISTING 336 SF FOOD SERVICE BUSINESS (13TH ST CAFE) INTO STARBUCKS COFFEE (NEW OUTDOORS SEATING)

OCCUPANT/TENANT: STARBUCKS VALUATION: \$ 99999.

|                        |              |            |          |            |            |                 |        |          |           |        |
|------------------------|--------------|------------|----------|------------|------------|-----------------|--------|----------|-----------|--------|
| FLOOD STATUS:          |              |            |          | S.C.A.T.   |            |                 |        |          |           |        |
| JOB DESCRIPTION        |              | BLDG       | SHELL    | APT        | TI ( )     | REM (X)         | SW     | FIRE     | ADD       | OTH    |
| INSPECTION DISCIPLINES |              | (BLDG)     | (MECH)   | (PLUMB)    | (ELEC)     | (SITE)          | (FIRE) |          |           |        |
| # Stories              | 1st flr Area | Total Area | Use Zone | Occp Group | Const type | Fire Req. Y / N |        | Fed Code | Vio. File |        |
| (B)                    | (L)          | 336        | (M)      | A2.1       | I FR       | SPR             | ALARM  | 18       | [H]       | [Quad] |
| (B)                    | (L)          | (P)        | (M)      | (E)        | (F)        | (S)             | (D)    | (PW)     | (UTIL)    |        |

COMMENTS: Special permit for outdoor remodeling

REGIONAL SANITATION FEES?  Yes  No HEALTH DEPARTMENT?  Yes  No  
 WATER FLOW TEST FOR NEW BUILDINGS OR ADDITIONS?  Provided  Faxed

OWNER-BUILDER VERIFICATION

ATTENTION PROPERTY OWNERS

An owner-builder building permit has been applied for in your name and bearing your signature.

Please complete and return this information in the envelope provided at your earliest opportunity to avoid unnecessary delay in processing and issuing your building permit. No building permit will be issued until this verification is received.

1. I personally plan to provide the major labor and materials for construction of the proposed Improvement (yes or no) \_\_\_\_\_
2. I (have) have not) \_\_\_\_\_ signed an application for A building permit for the proposed work.
3. I have contracted with the following person (firm) to provide the proposed construction:

Name CMG Address 2140 Acoma St. Sac. Ca. 95833  
City \_\_\_\_\_ Telephone 923-3500  
Contractors License No. 444835

4. I plan to provide portions of the work, but I have hired the following person to coordinate, Supervise, and provide the major work.

Name N/A Address \_\_\_\_\_  
City \_\_\_\_\_ Telephone \_\_\_\_\_  
Contractors License No. \_\_\_\_\_


5. I will provide some of the work but I have contracted (hired) the following to provide the Work indicated:

| Name | Address | Phone | Type of work |
|------|---------|-------|--------------|
|      |         |       |              |
|      |         |       |              |
|      |         |       |              |

Signed [Signature]  
Job Address 1100 14TH ST  
Permit No: 0013137 C

*110 Volt*

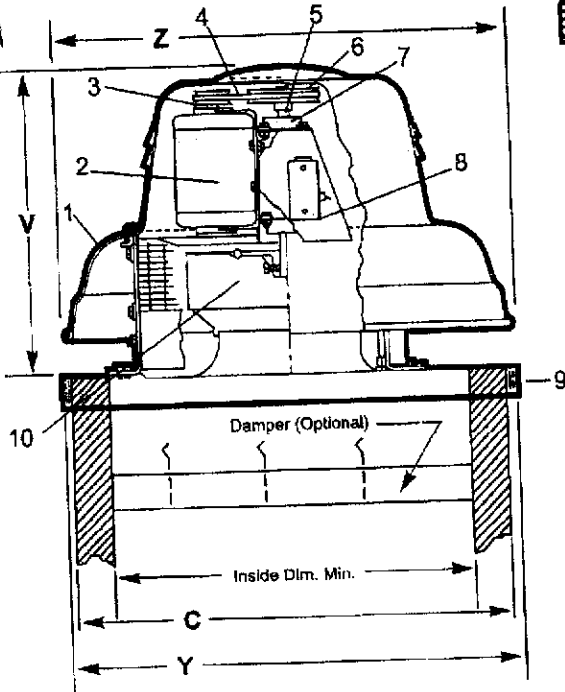
# BELT DRIVE CENTRIFUGAL DOME EXHAUSTER INSTALLATION AND MAINTENANCE INSTRUCTIONS



1. Use a prefabricated curb or construct a curb of proper dimensions as shown in the illustrations.
2. Place damper (optional accessory) in curb and make certain damper operates freely before mounting unit.
3. Mount unit on curb.
4. Remove acorn nuts and deflector dome.
5. Run power supply conductors through raceway and connect to disconnect switch or motor terminals.

NOTE: ALSO SEE WIRING DIAGRAMS ON INSIDE OF MOTOR CONNECTION BOX COVER AND MOTOR STARTER (SUPPLIED BY CUSTOMER).

6. Check line voltage with motor nameplate.
7. The wheel should be rotated to insure its freedom.
8. Fasten unit to roof curb.  
APPLY POWER AND CHECK ROTATION OF WHEEL AND DIRECTION OF ARROW ON UNIT. WRONG ROTATION RESULTS IN MOTOR BURN-OUT.
9. Replace deflector dome and fasten acorn nuts securely.



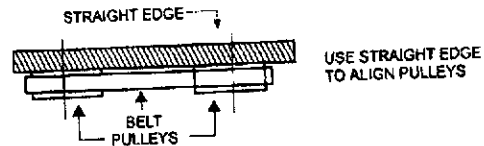
### DIMENSIONS

| Fan Size | C      | Y      | V*     | Z*     | Roof Open. Max.† | Inside Dim. Min. | Cat. Damper Size | Actual Damper Size |
|----------|--------|--------|--------|--------|------------------|------------------|------------------|--------------------|
| 122      | 21     | 22     | 20     | 29-3/4 | 12               | 14               | BD22             | 13-1/2             |
| 165      | 28     | 29     | 24     | 35-1/4 | 19               | 21               | BD29             | 20-1/2             |
| 200      | 28     | 29     | 26-3/8 | 40-3/4 | 19               | 21               | BD29             | 20-1/2             |
| 245      | 30-1/2 | 31-1/2 | 29-1/4 | 45-3/8 | 21-1/2           | 23-1/2           | BD31             | 23                 |
| 300      | 36     | 37     | 35     | 52-3/8 | 27               | 29               | BD37             | 28-1/2             |
| 365      | 41     | 42     | 36-3/4 | 59-3/4 | 32               | 34               | BD42             | 33-1/2             |
| 445      | 53     | 54     | 41-3/8 | 67-1/4 | 44               | 46               | BD54             | 45-1/2             |

\*V and Z may vary with type of motor used - smallest shown.  
†Maximum opening that allows roof to be used as damper support.  
Dimensions shown are approximate. Certified prints are available.

### WARNING

1. Shaft and sheaves must be aligned.



2. Backward inclined centrifugal wheel runs in a counter clockwise direction viewed from above. motor overloads are, in a majority of cases, the direct result of improper rotation.
3. Make sure unit is wired for proper electrical characteristics. Improper connections result in motor failure.
4. Check all hardware for tightness, especially motor mounting screws and wheel set screws.

| FIGURE INDEX | PARTS LIST DESCRIPTION |
|--------------|------------------------|
| 1            | Deflector Dome         |
| 2            | Motor                  |
| 3            | Motor Pulley           |
| 4            | V-Belt                 |
| 5            | Shaft                  |
| 6            | Fan Pulley             |
| 7            | Bearing                |
| 8            | Motor Base Assembly    |
| 9            | Curb Cap Assembly      |
| 10           | Wheel Assembly         |

*Att Stair*



**CENTRIFUGAL DOME EXHAUSTER - DOWN BLAST**

| FAN          | MOTOR PULLEY | FAN PULLEY | BELT              |
|--------------|--------------|------------|-------------------|
| 122AA (LO)   | 1VL34        | AK51       | 4L260             |
| 122BA (HIGH) | 1VL40        | AK46       | 4L260             |
| 122CA        | 1VL34        | AK32       | 4L240             |
| 122DA        | 1VL34        | AK30       | 4L250             |
| 165BA        | 1VL34        | AK66       | 4L270             |
| 165CA        | 1VL34        | AK56       | 4L260             |
| 165DA        | 1VL34        | AK51       | 4L250             |
| 165FA        | 1VL34        | AK46       | 4L250             |
| 165HA        | 1VL44        | AK54       | A25               |
| 200BA        | 1VL25        | AK71       | 3L270             |
| 200CA        | 1VL25        | AK69       | 3L270             |
| 200DA        | 1VL34        | AK71       | 4L290             |
| 200FA        | 1VL34        | AK61       | 4L270             |
| 200HA        | 1VL34        | AK54       | 4L260             |
| 200JA        | 1VL34        | AK51       | A23               |
| 245CA        | 1VL25        | AK89       | 3L310             |
| 245DA        | 1VL30        | AK94       | 3L330             |
| 245FA        | 1VL34        | AK84       | A30               |
| 245HA        | 1VL34        | AK74       | A28               |
| 245JA        | 1VL34        | AK69       | 4L290             |
| 245KA        | 1VL40        | AK71       | A28               |
| 300DA        | 1VL34        | AK124      | 4L430             |
| 300FA        | 1VL34        | AK114      | 4L420             |
| 300HA        | 1VL34        | AK104      | 4L400             |
| 300JA        | 1VL34        | AK94       | 4L380             |
| 300KA        | 1VL40        | AK99       | 4L390             |
| 300MA        | 1VL40        | AK89       | A35               |
| 300OA        | 1VP44        | BK90       | BX35              |
| 365HA        | 1VL34        | AK134      | 4L500             |
| 365JA        | 1VL34        | AK124      | 4L480             |
| 365KA        | 1VP40        | AK134      | 4L500             |
| 365MA        | 1VP44        | AK134      | 4L500             |
| 365OA        | 1VP50        | AK134      | A49               |
| 365PA        | D8450        | 2AK114     | AX43 (2) required |
| 445HA        | 1VL34        | BK190      | B61               |
| 445JA        | 1VL34        | ITB160     | 4L560             |
| 445KA        | 1VP34        | AK154      | A53               |
| 445MA        | 1VP34        | AK134      | AX48              |
| 445OA        | 2VP42        | 2AK154     | A53 (2) required  |
| 445PA        | 2VP42        | 2AK134     | A49 (2) required  |
| 445QA        | D8550        | 2AK154     | A56 (2) required  |

**BELT LENGTH MAY VARY WITH CAPACITOR STARTING MOTORS.  
REDUCE BELT SIZE TO ACCOMMODATE.**