



REPORT TO COUNCIL City of Sacramento

915 I Street, Sacramento, CA 95814-2604
www. CityofSacramento.org

ADMINISTRATIVE MATTERS
October 11, 2005

Honorable Mayor and
Members of the City Council

Subject: Correction: Amend Resolution 2005-488 Adopting Findings and Amending the City of Sacramento Fee and Charge Report to Establish Water and Sewer Service Fees

Location/Council District: Citywide

Recommendation:

Adopt a Resolution: 1) amending Resolution 2005-488 to include a complete listing of water fee and charges as presented to City Council on June 7, 2005.

Contact: Russell Fehr, Budget Manager, 808-5832
Presenters: Russell Fehr, Budget Manager, 808-5832
Department: Finance
Division: Budget, Policy and Planning
Organization No.: 1111

Summary:

On June 21, 2005 the Mayor and City Council adopted Resolution 2005-488 adopting findings and amending the City of Sacramento fee and charge report to establish water and sewer service fees. A complete list of water related fees and charges (Exhibit 1) was mistakenly omitted from the final resolution. To ensure proper documentation of City approved fees and charges staff recommends amending the resolution to include a complete list of fees and charges. All other items in the previously approved resolution remain unchanged.

Committee/Commission Action: None

Background Information:

On June 7, 2005, the Mayor and City Council approved a motion of intent to adopt a revised set of water and sewer fees. On June 21, 2005 the Mayor and City Council adopted Resolution 2005-488 adopting findings and amending the City of Sacramento

fee and charge report to establish revised water and sewer service fees. A complete list of water related fees and charges (Exhibit A) was mistakenly omitted from the final resolution.

Financial Considerations:

This is an administrative amendment and does not impact current water rates.

Environmental Considerations:

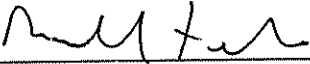
Not applicable.


Policy Considerations:

Not applicable.

ESBD Considerations:

Not applicable.

Submitted by: 
Russell Fehr
Budget Manager

Approved by: 
Gus Vina
Director, Office of Finance

Recommendation Approved:



ROBERT P. THOMAS
City Manager

Table of Contents:

Pg 1-2	Report
Pg 3	Resolution
Pg 4-11	Exhibit A

RESOLUTION NO.

Adopted by the Sacramento City Council

Approving Correction to Resolution 2005-488 Adopting Findings and Amending the City of Sacramento Fee and Charge Report to Establish Water and Sewer Service Fees

BACKGROUND

- A. On June 21, 2005 the Mayor and City Council adopted Resolution 2005-488 adopting findings and amending the City of Sacramento fee and charge report to establish water and sewer service fees.
- B. The complete list of water related fees and charges (Resolution 2005-488; Exhibit A) was mistakenly omitted from the final resolution. To ensure proper documentation of City approved fees and charges staff recommends amending the resolution to include a complete list of water related fees and charges. All other items in the previously approved resolution remain unchanged.

BASED ON THE FACTS SET FORTH IN THE BACKGROUND, THE CITY COUNCIL RESOLVES AS FOLLOWS:

Section 1. Amend Resolution 2005-488 to include a complete list of Water Service Fees and Charges (Exhibit A).

Table of Contents:

Exhibit A: Water Service Fees and Charges – 8 Pages

EXHIBIT A

The Fee and Charge Report of the City of Sacramento is proposed to be amended to include the following water service connection, development fees and charges effective on July 1, 2005, and July 1, 2006, respectively

	<u>Rate Code</u>	<u>FY06 Rate</u>	<u>FY07 Rate</u>
I WATER USE RATES, MONTHLY DOMESTIC			
Single-family residence:	100		
1-3 rooms		15 45	16 84
4-5 rooms		20 11	21 92
6-9 rooms		21 87	23 83
10-15 rooms		25 27	27 54
Over 15. each additional room		1 77	1 93
Multiple-family residences (for each family dwelling unit in a multiple family residence)	101		
1-3 rooms		11 85	12 92
4-5 rooms		15 17	16 54
6-7 rooms		18 51	20 18
8-9 rooms		21 87	23 83
10-15 rooms		25 27	27 54
Over 15. each additional room		1 77	1 93
Lot Irrigation, per Water Service Tap	102	30 78	33 55
II WATER USE RATES, MONTHLY COMMERCIAL			
Bakery, first 1,000 sq. ft. of gross floor area or fraction thereof	130	42 92	46 78
Each additional 1,000 sq. ft. or fraction thereof		28 54	31 11
Barber Shop or Beauty Parlor, first 1,000 sq. ft. of gross floor area or fraction thereof	131	21 46	23 39
Each additional 1,000 sq. ft. or fraction thereof		13 84	15 09
Bowling Alley, first 1,000 sq. ft. of gross floor area or fraction thereof	131	21 46	23 39
Each additional 1,000 sq. ft. or fraction thereof		13 84	15 09
Cemetery, for the irrigation season, first 1,000 sq. ft. or fraction thereof	132	39 39	42 94
Each additional 1,000 sq. ft. or fraction thereof		3 14	3 42
Dining Facilities (including restaurant, cafeteria, cafe, bar)			
first 1,000 sq. ft. of gross floor area or fraction thereof	133	42 77	46 62
Each additional 1,000 sq. ft. or fraction thereof		28 19	30 73

	<u>Rate Code</u>	<u>Approved FY06 Rate</u>	<u>Approved FY07 Rate</u>
Drug Store, first 1,000 sq ft of gross floor area or fraction thereof	134	19 77	21 55
Each additional 1,000 sq ft or fraction thereof		8 81	9 60
Fire Hydrant Service Charge			
Wharf Hydrant	135	8 31	9 06
Standard Hydrant	136	20 55	22 40
Furniture Store, first 1,000 sq ft of gross floor area or fraction thereof	137	19 77	21 55
Each additional 1,000 sq ft or fraction thereof		2 17	2 37
Garage, first 1,000 sq ft of gross floor area or fraction thereof	137	19 77	21 55
Each additional 1,000 sq ft or fraction thereof		2 17	2 37
 II. WATER USE RATES, MONTHLY COMMERCIAL (cont'd)			
Halls (including lodge and auditorium), first 1,000 sq ft of gross floor area or fraction thereof	134	19 77	21 55
Each additional 1,000 sq ft or fraction thereof		8 81	9 60
Hotel, Rest or Convalescent Homes, first 10 sleeping rooms or fraction thereof	138	39 39	42 94
Over 10 sleeping rooms, each additional sleeping room		3 14	3 42
Laundry, first 1,000 sq ft of gross floor area or fraction thereof	139	85 48	93 17
Each additional 1,000 sq ft or fraction thereof		54 36	59 25
Market, first 1,000 sq ft of gross floor area or fraction thereof	131	21 46	23 39
Each additional 1,000 sq ft or fraction thereof		13 84	15 09
Mortuary, first 1,000 sq ft of gross floor area or fraction thereof	134	19 77	21 55
Each additional 1,000 sq ft or fraction thereof		8 81	9 60
Motel, first 10 sleeping rooms or fraction thereof	138	39 39	42 94
Each additional sleeping room over 10		3 14	3 42
Office Building, first 1,000 sq ft of gross floor area or fraction thereof	140	19 77	21 55
Each additional 1,000 sq ft or fraction thereof		6 70	7 30
Park (not municipal), for irrigation season, first 1,000 sq ft or fraction thereof	132	39 39	42 94
Each additional 1,000 sq ft or fraction thereof		3 14	3 42

	<u>Rate Code</u>	<u>Approved FY06 Rate</u>	<u>Approved FY07 Rate</u>
Religious Worship, including the building used exclusively for religious worship and any other building used for religious activities, first 1,000 sq. ft. of gross floor area or fraction thereof	141	19 77	21 55
Each additional 1,000 sq. ft. or fraction thereof		3 64	3 97
School, first 100 pupils or fraction thereof	142	37 99	41 41
Each additional 100 pupils or fraction thereof		29 60	32 26
Service Station (no wash racks) and Used Car Lots:			
tap size to City main: 3/4"	143	21 46	23 39
1"	144	28 19	30 73
1 1/2"	145	46 06	50 21
2"	146	78 75	85 84
Store, first 1,000 sq. ft. of gross floor area or fraction thereof	134	19 77	21 55
Each additional 1,000 sq. ft. or fraction thereof		8 81	9 60
Theater, first 1,000 sq. ft. of gross floor area or fraction thereof	131	21 55	23 49
Each additional 1,000 sq. ft. or fraction thereof		13 84	15 09
Warehouse, first 1,000 sq. ft. of gross floor area or fraction thereof	137	19 77	21 55
Each additional 1,000 sq. ft. or fraction thereof		2 17	2 37
Minimum Rate: In no case shall a commercial flat-rate be less than:		19 77	21 55

III SPECIAL WATER USE RATES. MONTHLY

Air Conditioning System:

Monthly demand charge (system without water conservation devices) per ton of capacity for each month of the air conditioning season of 5 months	193	13 13	14 31
For systems on flat-rate service the following charge will apply for each month during the air conditioning season, per ton of system capacity			
With Water Conservation Device	161	3 02	3 29
Without Water Conservation Device	162	46 13	50 28

	<u>Rate Code</u>	<u>Approved FY06 Rate</u>	<u>Approved FY07 Rate</u>
Evaporative coolers (commercial establishments) - for units on flat rate service the following charges will apply for each month during the air conditioning season, per 1,000 cubic feet per minute unit capacity.			
With Water Conservation Device	163	1 74	1 90
Without Water Conservation Device	164	4 73	5 16
Refrigeration Systems:			
For systems on flat-rate service. the following charges will apply for each month during the year, per compressor horsepower			
With Water Conservation Device	165	3 20	3 49
Without Water Conservation Device	166	30 17	32 89
Dining Facility. (including restaurant. cafeteria. cafe, kitchen. bar) each 1.000 sq ft of gross floor area or fraction thereof	169	23 15	25 23
Gymnasium. each shower head	178	10 45	11 39
Hydraulically-operated elevator			
With Water Conservation Device	179	16 51	18 00
Without Water Conservation Device	180	91 82	100 08
Irrigation: Supplemental (Commercial)	170		
0 - 10.000 sq ft (net irrigable area)		0 00	0 00
over 10,000 sq ft (net irrigable area). each additional 1,000 sq ft		3 14	3 42
Irrigation: Supplemental (Domestic)	170		
0 - 13.000 sq ft (gross lot area)		0 00	0 00
over 13.000 sq ft (gross lot area). each additional 1.000 sq ft		3 14	3 42
Private Fire Protection			
Tap size to City main:			
0 - 2"	171	13 13	14 31
3"	172	19 77	21 55
4"	173	26 25	28 61
6"	174	39 39	42 94
8"	175	52 53	57 26
10"	176	65 65	71 56
12"	177	78 75	85 84

III. SPECIAL WATER USE RATES. MONTHLY (Cont)

Swimming Pool, non-residential (where pool is not principal function of said establishment)			
Under 300 cu ft. fill & draw. per 100 cu ft	168	0 00	0 00
Over 300 cu ft. fill & draw, per 100 cu ft		4 04	4 40
Under 300 cu ft per 100 cu ft , filtered	167	0 00	0 00
Over 300 cu ft per 100 cu ft , filtered		0 77	0 84

<u>Rate Code</u>	<u>Approved FY06 Rate</u>	<u>Approved FY07 Rate</u>
------------------	-------------------------------	-------------------------------

IV MONTHLY METERED WATER USE, PER 100 CUBIC FEET

A.	For irrigation of landscaping on parks and medians which are owned and operated by the City of Sacramento and are open to the general public, provided that a turf audit is submitted to the Department of Utilities once every three (3) years. or at such time sooner as may be required by any individual user's case by the Department of Utilities:			
	Per 100 cubic feet:		0 0968	0 1055
B.	For irrigation of landscaping at the Governor's Mansion State Historic Park and Sutter's Fort State Historic Park, provided that a turf audit is submitted to the Department of Utilities once every three (3) years. or at such time sooner as may be required by any individual user's case by the Department of Utilities:			
	Per 100 cubic feet:		0 3764	0 4103
C.	For emergency water supply at the California State Fair and Exposition:			
	Monthly service charge:	159	109 00	118 81
	Per 100 cubic feet:		0 6453	0 7034
D.	For all other metered water services:			
	Per 100 cubic feet:		0 6453	0 7034
E.	For water supply to operate SMUD cogeneration facilities:			
	Per 100 cubic feet:	198	0 4082	0 4449

For metered service, monthly basic service charges, regardless of water usage, as follows:

<u>Metered Size</u>			
5/8" x 3/4"	150	6 54	7 13
3/4"	151	6 54	7 13
1"	152	6 54	7 13
1½"	153	8 72	9 50
2"	154	10 90	11 88
3"	155	16 35	17 82
4"	156	21 80	23 76
6"	157	43 60	47 52
8"	158	70 85	77 23
10"	159	109 00	118 81
12"	160	163 50	178 22

V. INSTALLATION CHARGES - WATER TAP

<u>Nom. Dia</u>	<u>Streets/Alleys</u>	<u>Easements</u>
1"	2,230	965
1½"	2,325	1,060
2"	2,445	1,180
3"	n/a	n/a
4"	4,305	2,145
6"	4,440	2,275
8"	4,725	2,560
10"	5,225	3,060
12"	5,600	3,440
12" (tie-in)	6,390	4,110

INSTALLATION CHARGES - METERS

<u>Size</u>	<u>Charge for Meter Only</u>	<u>Charge for Meter and installation by City</u>
1"	n/a	385 (without yoke, box or fittings)
1"	n/a	435
1½"	n/a	595
2"	n/a	660
3"	1,330	1,610
4"	2,025	2,310
6"	2,875	3,380
8"	3,835	4,340
10"	3,100	3,605
12"	3,515	4,020

	<u>Rate</u>
VI WATER SERVICE FEE	
Restoration of service following discontinuance	100 00
Vacancy credit service fee	50 00
VII WATER MAIN CONSTRUCTION CHARGE	Full Cost Recovery
VIII REPLACEMENT OF LOST OR DAMAGED WATER LOCK BOX	
Water lock box removed	65 00
Water lock box removed and chain cut or lock missing	85 00
Water lock box, chain, and lock missing	160 00
	<u>Rate</u>
IX FIRE HYDRANT USE FEE	
A. Limited Periodic Use - Service Charge	
1 - 10 days	30 00
11 - 30 days	80 00
31 - 60 days	155 00
B. Water Truck Use - Annual Fee	
Truck Capacity -	
1,000 gallons or less	150 00
2,000 gallons	305 00
3,000 gallons or more	465 00
C. Installation	
Standard Complete	6,135 00
Relocation	Full Cost Recovery
D. Damage to fire hydrant:	Full Cost Recovery
E. Backflow Prevention Assemblies	
Security Deposit	
2"	360 00
4"	3,600 00
Installation / Testing	
2"	135 00
4"	475 00
X WATER SUPPLY FOR FIRE PROTECTION	
Engineering Analysis	110 00
Field Test	475 00
XI WATER SERVICE ABANDONMENT	
1" - 3" Taps	825 00
4" - 12" Taps	1,530 00
XII TEMPORARY WATER SERVICE FEE (new residential construction)	
Per Lot	53 55

Approved
FY06 Rate

XIII WATER SYSTEM DEVELOPMENT FEE

Water Service or Meter Size, Inches:

3/4"	1,281
1"	2,305
1-1/4"	3,398
1-1/2"	4,465
2"	9,241
3"	25,976
4"	57,624
6"	102,356
8"	127,213
10"	469,375