

CITY OF SACRAMENTO
1231 I Street, Sacramento, CA 95814

Permit No: 0400806

Insp Area: 4

Thos Bros:

Sub-Type: NSFR

Site Address: 110 BATTLECREEK CR SAC

Parcel No: 201-0790-083

NORTHPOINTE PARK 30 LOT 57 Housing (Y/N): N

CONTRACTOR
LENNAR RENAISSANCE INC
2240 DOUGLAS BL
ROSEVILLE, CA 95661

OWNER

ARCHITECT

Nature of Work: MP421(1704) 1 STORY 9 ROOM SFR

CONSTRUCTION LENDING AGENCY : I hereby affirm under penalty of perjury that there is a construction lending agency for the performance of the work for which this permit is issued (Sec. 3097, Civ. C).

Lender's Name _____ Lender's Address _____

LICENSED CONTRACTORS DECLARATION: I hereby affirm under penalty of perjury that I am licensed under provisions of Chapter 9 (commencing with section 7000) of Division 3 of the Business and Professions Code and my license is in full force and effect.

License Class B License Number 732348 Date _____ Contractor Signature [Signature]

OWNER-BUILDER DECLARATION: I hereby affirm under penalty of perjury that I am exempt from the contractors License Law for the following reason (Sec. 7031.5, Business and Professions Code; any city or county which requires a permit to construct, alter, improve, demolish, or repair any structure, prior to its issuance, also requires the applicant for such permit to file a signed statement that he or she is licensed pursuant to the provisions of the Contractors License Law (Chapter 9 (commencing with Section 7000) of Division 8 of the Business and Professions Code) or that he or she is exempt therefrom and the basis for the alleged exemption. Any violation of Section 7031.5 by any applicant for a permit subjects the applicant to a civil penalty of not more than five hundred dollars (\$500.00);

____ I, as a owner of the property, or my employees with wages as their sole compensation, will do the work, and the structure is not intended or offered for sale (Sec. 7044, Business and Professional Code: The Contractors License Law does not apply to an owner of property who builds or improves thereon, and who does such work himself or herself or through his/her own employees, provided that such improvements are not intended or offered for sale. If, however, the building or improvement is sold within one year of completion, the owner-builder will have the burden of proving that he/she did not build or improve for the purpose of sale.)

____ I, as owner of the property, am exclusively contracting with licensed contractors to construct the project (Sec. 7044, **PAID** Professions Code: The Contractors License Law does not apply to an owner of property who builds or improves thereon, and who contracts for such projects with a contractor(s) licensed pursuant to the Contractors License Law).

CITY OF SACRAMENTO
JAN 30 2004
NORTH PERMIT
CENTER

____ I am exempt under Sec. _____ B & PC for this reason: _____
Date _____ Owner Signature _____

IN ISSUING THIS BUILDING PERMIT, the applicant represents, and the city relies on the representation of the applicant, that the applicant verified all measurements and locations shown on the application or accompanying drawings and that the improvement to be constructed does not violate any law or private agreement relating to permissible or prohibited locations for such improvements. This building permit does not authorize any illegal location of any improvement or the violation of any private agreement relating to location of improvements.

I certify that I have read this application and state that all information is correct. I agree to comply with all city and county ordinances and state laws relating to building construction and hereby authorize representative(s) of this city to enter upon the abovementioned property for inspection purposes.

Date 1-30-04 Applicant/Agent Signature [Signature]

WORKER'S COMPENSATION DECLARATION: I hereby affirm under penalty of perjury one of the following declarations:

____ I have and will maintain a certificate of consent to self-insure for workers' compensation as provided for by Section 3700 of the Labor Code, for the performance of work for which the permit is issued.

I have and will maintain workers' compensation insurance, as required by Section 3700 of the Labor Code, for the performance of the work for which this permit is issued. My workers' compensation insurance carrier and policy number are:

Carrier OLD REPUBLIC INS. CO. Policy Number MWC10845400 Exp Date 11/01/2004

____ (This section need not be completed if the permit is for \$100 or less) I certify that in the performance of the work for which this permit is issued, I shall not employ any person in any manner so as to become subject to the workers' compensation laws of California and agree that if I should become subject to the workers' compensation provisions of Section 3700 of the Labor Code, I shall forthwith comply with those provisions.

Date 1-30-04 Applicant Signature [Signature]

WARNING: FAILURE TO SECURE WORKER'S COMPENSATION COVERAGE IS UNLAWFUL AND SHALL SUBJECT AN EMPLOYER TO CRIMINAL PENALTIES AND CIVIL FINES UP TO ONE HUNDRED THOUSAND DOLLARS (\$100,000) IN ADDITION TO THE COST OF COMPENSATION, DAMAGES AS PROVIDED FOR IN SECTION 3706 OF THE LABOR CODE, INTEREST AND ATTORNEY'S FEE.

THIS PERMIT SHALL EXPIRE BY LIMITATION IF WORK IS NOT COMMENCED WITHIN 180 DAYS.

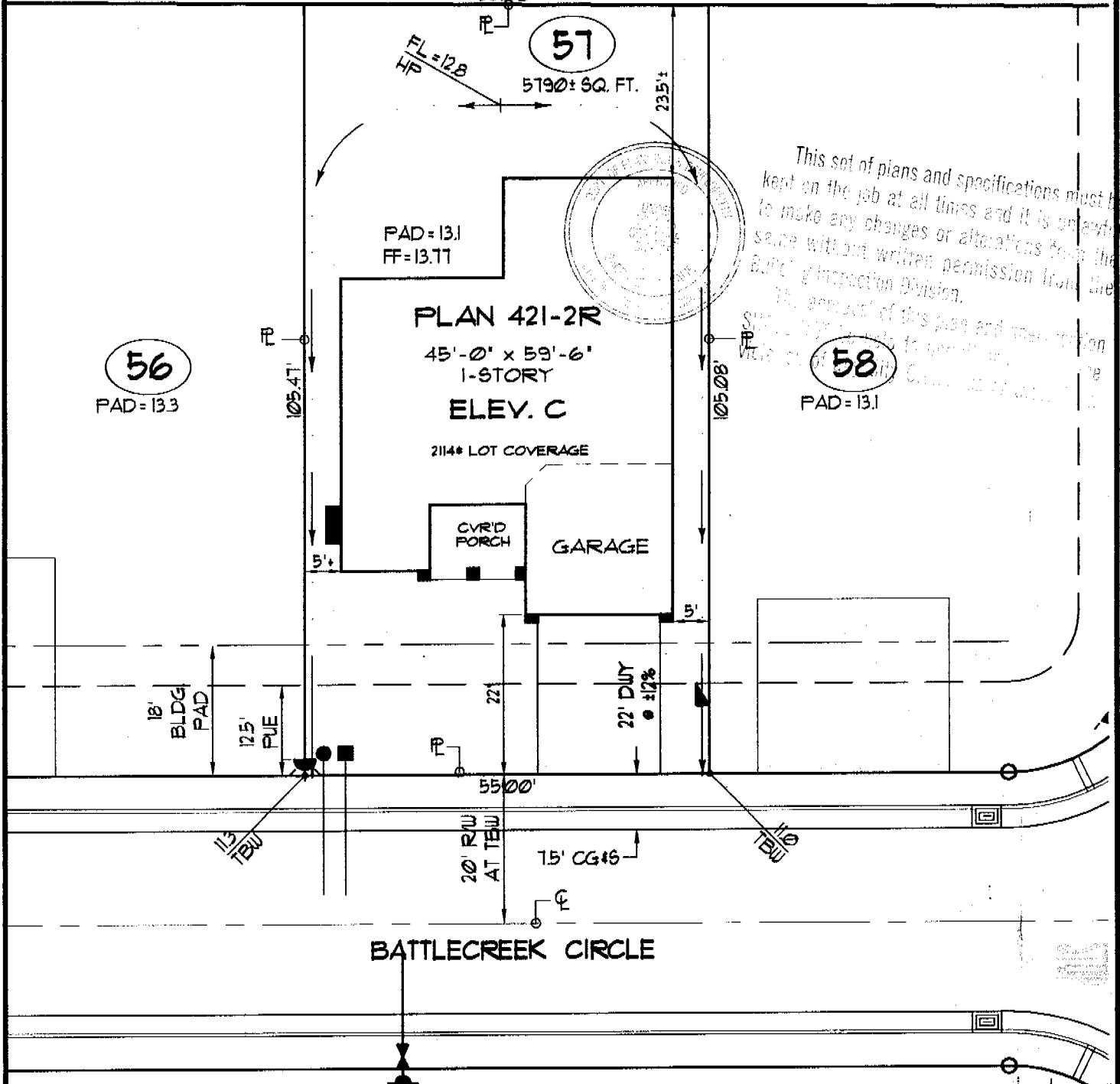
plot plan

THIS PLOT PLAN IS FOR THE PURPOSE OF SHOWING THE HOUSE TO BE CONSTRUCTED ON THE LOT AND MAY NOT REPRESENT THE FINAL AS-BUILT CONFIGURATION OF THE PROPERTY OR IMPROVEMENTS THEREON. THE ACCURACY OF THIS PLOT PLAN IS NOT GUARANTEED, NOR IS IT A PART OF ANY POLICY, REPORT OR GUARANTEE TO WHICH IT MAY BE ATTACHED. ACTUAL DIMENSIONS, OTHER THAN MINIMUM ORDINANCE, MAY VARY OR CHANGE WITHOUT PRIOR NOTICE, DUE TO ACTUAL SITE CONDITIONS.

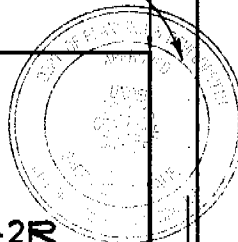
MP 421(1704)



SUBD. BDY. LINE



This set of plans and specifications must be kept on the job at all times and it is unlawful to make any changes or alterations from the same without written permission from the Building Inspection Division.
The amount of this plan and construction shall be subject to the City of Sacramento.



lot coverage	
LOT AREA:	5790± #
BUILDING:	2114 #
BLDG./ LOT AREA:	37 %

retaining wall	
HEIGHT:	_____
LENGTH:	_____
DISTANCE FROM P.L.:	_____

symbols legend	
DRAIN INLET:	
ELECTRIC SERVICE BOX:	
FIRE HYDRANT:	
FLOW LINE ELEV.:	FL = 23.4
HIGH POINT:	HP
SIGN:	
PAD-MOUNT TRANSFORMER:	
SEWER SVC.:	
STREET LIGHT:	
TOP-BACK OF SIDEWALK ELEV.:	123.4 TBU
SUALE (FLOW DIRECTION):	
WATER SVC.:	
EXTENTS OF 2ND STORY LEVEL:	



GOSAMER SPRINGS
A REGENCY PARK COMMUNITY

home site #57
110 Battlecreek Circle
NORTHPOINTE PARK VILLAGE 30
CITY OF SACRAMENTO, CALIFORNIA
a.p.n.: 201-0790-083

general notes

- DIMENSIONS ALONG CURVED LINES ARE ARC LENGTHS, U.O.N.
- SETBACK DIMENSIONS ARE ROUNDED DOWN TO NEAREST HALF UNIT, U.O.N.
- MAXIMUM ALLOWABLE LOT COVERAGE IS 45 PERCENT FOR 1-STORY HOMES AND 40 PERCENT FOR 2-STORY HOMES.
- FOOTPRINT AREA CALCULATION (#) DOES NOT INCLUDE FRONT PORCH AREA.

4.2	BCB	12/22/03	20:1
phase	drawn by	issue	scale

INSTALLATION CERTIFICATE

CF-6R

Site Address

Permit Number

An installation certificate required to be posted at the building site or made available for all appropriate inspections. (The information provided on this form is required; however, use of this form to provide the information is optional.) After completion of final inspection, a copy must be provided to the building department (upon request) and the building owner at 03(b).

required to be posted at the building site or made available for all appropriate inspections. (The information provided on this form is required; however, use of this form to provide the information is optional.) After completion of final inspection, a copy must be provided to the building department (upon request) and the building owner at 03(b).

HVAC SYSTEMS:

Heating Equipment

Equip. Type (pkgs. heat pump)	CEC Certified Unit Model	# Name Number	# of Identical Systems	Efficiency (AFUE, etc.) (aCF-IR value)	Duct Location (attic, etc.)	Duct or Piping R-value	Heating Load (Btu/hr)	Heating Capacity (Btu/hr)

Cooling Equipment

Equip. Type (pkgs. heat pump)	CEC Certified Unit Model	Compressor and Motor	# of Identical Systems	Efficiency (SEER, etc.) (aCF-IR value)	Duct Location (attic, etc.)	Duct R-value	Cooling Load (Btu/hr)	Cooling Capacity (Btu/hr)

1. \geq reads greater than or equal to.
I, the undersigned, verify that equipment listed above is: 1) the actual equipment installed; 2) equivalent to or more efficient than that specified in the certificate of compliance (Form CF-1R) submitted for compliance with the Energy Efficiency Standards for manufactured devices.

equal to.
I, the undersigned, verify that equipment listed above is: 1) the actual equipment installed; 2) equivalent to or more efficient than that specified in the certificate of compliance (Form CF-1R) submitted for compliance with the Energy Efficiency Standards for residential buildings; and 3) equipment that meets or exceeds the appropriate requirements for the Appliance Efficiency Regulations or Part 6, where applicable.

Signature, Date

Installing Subcontractor (Co. Name)

OR General Contractor (Co. Name) OR Owner

WATER HEATING SYSTEMS:

Heater Type	CEC Certified Name & Model	# Number	Distribution Type (Std. Point-of-Use)	If Recirculation Control Type	# of Identical Systems	Rated Input (kW or Btu/hr)	Tank Volume (gallons)	Efficiency (EF, RE)	Standby Loss (%)	External Insulation R-value
40	42V840	2				40,000	40	0.62		R-10
30	42V830	2				40,000	40	0.62		R-10
19	42V819	1					19	0.53		R-10

2. For small gas storage (rated input of less than or equal to 75,000 Btu/hr), electric resistance and heat pump water heaters, list Energy Factor. For large gas storage water heaters (rated input of greater than 75,000 Btu/hr), list Recovery Efficiency, Standby Loss and Rated Input. For instantaneous gas water heaters, list Recovery Efficiency and Rated Input. For storage water heaters with an energy factor of less than 0.58.

Faucets & Shower Heads

All faucets and showerheads installed are certified to the Commission, pursuant to Title 24, Part 6, Section 111.

I, the undersigned, verify that equipment listed above my signature is: 1) the actual equipment installed; 2) equivalent to or more efficient than that specified in the certificate of compliance (Form CF-1R) submitted for compliance with the Energy Efficiency Standards for residential buildings; and 3) equipment that meets or exceeds the appropriate requirements for manufactured devices (from the Appliance Efficiency Regulations or Part 6), where applicable.

I, the undersigned, verify that equipment listed above my signature is: 1) the actual equipment installed; 2) equivalent to or more efficient than that specified in the certificate of compliance (Form CF-1R) submitted for compliance with the Energy Efficiency Standards for residential buildings; and 3) equipment that meets or exceeds the appropriate requirements for manufactured devices (from the Appliance Efficiency Regulations or Part 6), where applicable.

Signature, Date

WILMOR & SONS PLUMBING

Installing Subcontractor (Co. Name) OR General Contractor (Co. Name) OR Owner

COPY TO: Building Department
HERS Provider (if applicable)
Building Owner at Occupancy

OMEGA PRODUCTS INTERNATIONAL, INC.
DIAMOND WALL INSULATING STUCCO SYSTEM
ICBO Report # 4004

Job Address:

WINNCREST HOMES-GOSSAMER SPRINGS

Date of Job Completion: June 3, 2004

Lot Number: 57

PLASTERING CONTRACTOR:

Name: STUCCO WORKS, INC.

Address: 5900 WAREHOUSE WAY - SACRAMENTO, CALIFORNIA 95826

Telephone No: (916) 383-6667

Contractor Number of Diamond Wall System: 2175

This is to certify that the exterior coating system on the building exterior at the above address has been installed in accordance with the evaluation report specified above and the manufacturer's inspections.

July 15, 2004

Date


Signature of authorized representative of Plastering Contractor

This installation card must be presented to the building inspector after completion of work and before final inspection.

INSTALLATION

CERTIFICATE

ISSUE 1 OF 1

CE-08

NOTICE

All installations shall be completed within 90 days of the date of the contract. The contractor shall be responsible for obtaining all necessary permits and for the safety of the workmen.

one is required in the vicinity of the building site or made available for all information provided on this form is required. However, use of this form is optional. 1) After completion of final inspection, a copy must be provided to the building owner, including copies of company and Section 19-10000.

HVAC SYSTEM

System	Make	Model	Capacity	Year
Boiler				
Chiller				
Condenser				
Compressor				
Expansion Valve				
Refrigerant				
Controls				
Wiring				

System	Make	Model	Capacity	Year
Boiler				
Chiller				
Condenser				
Compressor				
Expansion Valve				
Refrigerant				
Controls				
Wiring				

1. The contractor shall be responsible for obtaining all necessary permits and for the safety of the workmen.

one is required in the vicinity of the building site or made available for all information provided on this form is required. However, use of this form is optional. 1) After completion of final inspection, a copy must be provided to the building owner, including copies of company and Section 19-10000.

WATER HEATER

System	Make	Model	Capacity	Year
Water Heater				

System	Make	Model	Capacity	Year
Water Heater				

Plumbing & Sewer

All fixtures and gas piping shall be installed in accordance with the applicable codes and regulations.

one is required in the vicinity of the building site or made available for all information provided on this form is required. However, use of this form is optional. 1) After completion of final inspection, a copy must be provided to the building owner, including copies of company and Section 19-10000.

[Handwritten signatures and stamps]

INSTALLATION

CERTIFICATE

ISSUE 1 OF 1

CE-08

INSTALLATION CERTIFICATE

Permit Number _____

Site Address _____

An installation certificate is required to be posted at the building site or made available for all appropriate inspections. (The information provided on this form is required; however, use of this form to provide the information is optional.) After completion of final inspection, a copy must be provided to the building department (upon request) and the building owner at 103(b).

HVAC SYSTEMS:

Heating Equipment

Equip. Type (pkg. heat source)	CBC Certif. and Model Number	Mfr. Name and Number	# of Identical Systems	Efficiency (AFUE, etc.) (CFR-1R value)	Duct Location (attic, etc.)	Duct or Piping R-value	Heating Load (Btu/hr)	Heating Capacity (Btu/hr)
FURNACE	BR 31007	10360/0	1	80	Attic	4.2	25123	51000

Cooling Equipment

Equip. Type (pkg. heat source)	CBC Certif. Unit Mfr. Model	Compressor name and number	# of Identical Systems	Efficiency (SEER, etc.) (CFR-1R value)	Duct Location (attic, etc.)	Duct Rating	Cooling Load (Btu/hr)	Cooling Capacity (Btu/hr)
SPLIT AC	BR	ant	1	14.0	Attic	4.2	24891	29800

I, the undersigned, certify that equipment listed above is: 1) the actual equipment installed, 2) equivalent to or more efficient than that specified in the certificate of compliance (Form CF-1R) submitted for compliance with the Energy Efficiency Standard for residential buildings; and 3) equipment that meets or exceeds the appropriate requirements for manufactured devices (from the *Appliance Efficiency Regulations* or Part 6), where applicable.

Rawl
Signature, Date 2-4-30-03

Deal Sheet Metal Inc.
Installing Subcontractor (Co. Name)
OR General Contractor (Co. Name) OR Owner

WATER HEATING SYSTEMS:

Heater Type	CBC Certif. Name & Model	Mfr. Number	Distribution Type (Std. Point-of-Use)	If Recirculation; Control Type	# of Identical Systems	Rated ² Input (kW or Btu/hr)	Tank Volume (gallons)	Efficiency ³ (EF, RE)	Standby ³ Loss (%)	External Insulation R-value ³

2 For small gas storage (no input of less than or equal to 75,000 Btu/hr), electric resistance and heat pump water heaters, list Energy Factor. For large gas storage water heaters (rated input of greater than 75,000 Btu/hr), list Recovery Efficiency, Standby Loss and Rated Input. For instantaneous gas water heaters, list Recovery Efficiency and Rated Input. 3 R-12 external insulation mandatory for storage water heaters with an energy factor of less than 0.58.

Faucets & Shower Heads: All faucets and shower heads installed are certified to the Commission, pursuant to Title 24, Part 6, Section 111.

I, the undersigned, certify that equipment listed above my signature is: 1) the actual equipment installed; 2) equivalent to that specified in the certificate of compliance (Form CF-1R) submitted for compliance with the standards for residential buildings; and 3) equipment that meets or exceeds the appropriate requirements for manufactured devices (from the *Appliance Efficiency Regulations* or Part 6), where applicable.

Signature, Date

COPY TO: Building Department
HERS Provider (if applicable)
Building Owner at Occupancy

Installing Subcontractor (Co. Name) OR
General Contractor (Co. Name) OR Owner

RESIDENTIAL-SUBDIVISION BUILDING PERMIT APPLICATION

Project Address: 110 BATTLECREEK CIR Assessor Parcel # 201-0790-083
Lot Number: 57 Subdivision NORTAPOINTE PARK VILLAGE 30

OWNER INFORMATION:

Legal Property Owner: WINHCREST HOMES Phone# 773-7471
Owner Address: 1075 CREEKSIDE RIDGE DR City ROSEVILLE State CA Zip 95678

CONTRACTOR INFORMATION:

Contractor: WINHCREST Lic. # 732348 Phone # 773-7471 Fax -

PROJECT INFORMATION:

Land Use Zone RIA Occupancy Group R3 Construction Type VN Fed Code 1A
No. of Stories: ONE No. of Rooms: _____ Street Width: 40'
1st Floor Area 1704 2nd Floor Area 0 Basement H/A Roof Material TILE
AREA IN SQUARE FOOT OF:
Dwelling/Living 1704
Garage/Storage 400
Decks/Balconies _____
Carports _____
SCOPE OF WORK: NEW S.F.D
M.P. # 421

FOR
REC'D
USE
ONLY

- Information Above Complete
- Violation Files Checked
- Standard Setbacks
- County Sewer
- AR Flood Waiver Required
- Flood Elevation Certificate Required
- Water Development Infill Area
- Planning Approval
- Design Review Approval
- Special Fee Districts Apply:

~THE FOLLOWING MUST BE PROVIDED IN ORDER TO SUBMIT FOR PERMIT~

- 2 COMPLETE PLOT PLANS, LEGIBLE & DRAWN TO SCALE
- 11 X 17 COPY OF FLOOR PLAN WITH FOLLOWING INFORMATION
 - a) Assessor's Parcel Number
 - b) New Floor Area
 - c) Owners Name
 - d) Project Address

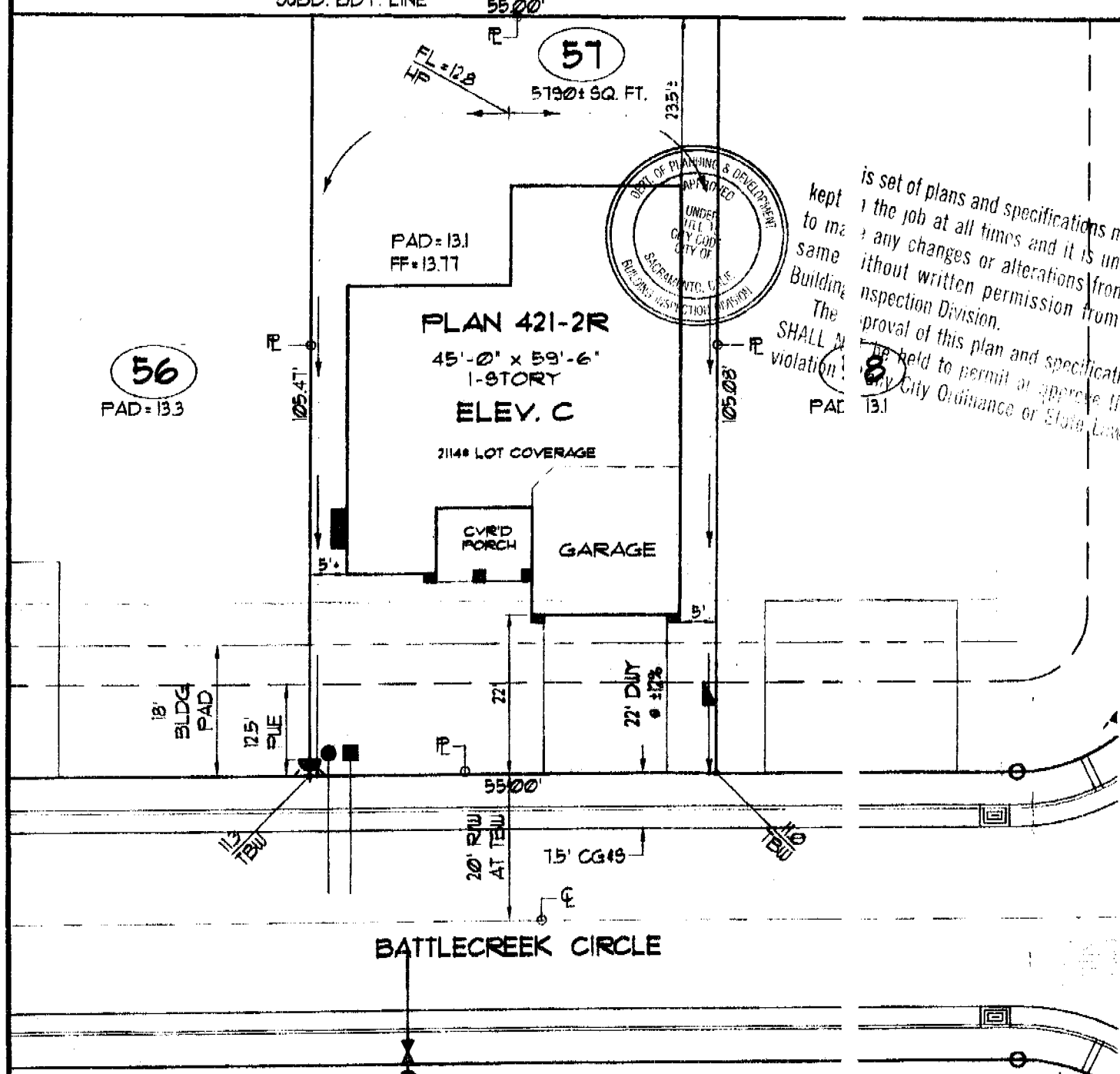
plot plan

THIS PLOT PLAN IS FOR THE PURPOSE OF SHOWING THE HOUSE TO BE CONSTRUCTED ON THE LOT AND MAY NOT REPRESENT THE FINAL AS-BUILT CONFIGURATION OF THE PROPERTY OR IMPROVEMENTS THEREON. THE ACCURACY OF THIS PLOT PLAN IS NOT GUARANTEED, NOR IS IT A PART OF ANY POLICY, REGULATION OR GUARANTEE TO WHICH IT MAY BE ATTACHED. ACTUAL DIMENSIONS, OTHER THAN MINIMUM ORDINANCE, MAY VARY OR CHANGE WITHOUT PRIOR NOTICE, DUE TO ACTUAL SITE CONDITIONS.

NOT BE HELD TO PERMIT OR APPROVE THE CITY ORDINANCE OR STATE LAWS.



SCALE IN FEET



kept to make same Building. The SHALL be held to permit or approve the City Ordinance or State Laws.

lot coverage	
LOT AREA:	5190: #
BUILDING:	2114 #
BLDG./ LOT AREA:	37 %

retaining wall	
HEIGHT:	_____
LENGTH:	_____
DISTANCE FROM P.L.:	_____

symbols legend	
DRAIN INLET:	
ELECTRIC SERVICE BOX:	
FIRE HYDRANT:	
FLOW LINE ELEV. / HIGH POINT:	 FL = 23.4 HP
SIGN:	
PAD-MOUNT TRANSFORMER:	
SEWER SVC.:	
STREET LIGHT:	
TOP-BACK OF SIDEWALK ELEV.:	 23.4 TSU
SWALE (FLOW DIRECTION):	
WATER SVC.:	
EXTENTS OF 2ND STORY LEVEL:	



Vinncrest Homes

GOSS MER SPRINGS
A REGENT PARK COMMUNITY

GOSS MER SPRINGS
A REGENT PARK COMMUNITY

home site #57
110 Battlecreek Circle
NORTH POINTE PARK VILLAGE 30
CITY OF SACRAMENTO, CALIFORNIA
a.p.r. 201-0790-083

home site #57
110 Battlecreek Circle
NORTH POINTE PARK VILLAGE 30
CITY OF SACRAMENTO, CALIFORNIA
a.p.r. 201-0790-083

- general notes**
- 1) DIMENSIONS ALONG CURVED LINES ARE ARC LENGTHS, U.O.N.
 - 2) SETBACK DIMENSIONS ARE ROUNDED DOWN TO NEAREST HALF UNIT, U.O.N.
 - 3) MAXIMUM ALLOWABLE LOT COVERAGE IS 45 PERCENT FOR 1-STORY HOMES AND 40 PERCENT FOR 2-STORY HOMES.
 - 4) FOOTPRINT AREA CALCULATION (#) DOES NOT INCLUDE FRONT PORCH AREA.

4.2	BCB	12/22/03	20:1
phase	drawn by	issue	scale