



REPORT TO COUNCIL

City of Sacramento

915 I Street, Sacramento, CA 95814-2604
www. CityofSacramento.org

CONSENT
January 7, 2010

**Honorable Mayor and
Members of the City Council**

Title: November 2009 Monthly Investment Transactions Report

Location/Council District: Citywide

Recommendation: Receive and file

Contacts: Lydia Abreu, Investment and Operations Manager, 808-7746; Shirley
Tupaz, Investment Operations Analyst, 808-8295

Presenters: None

Department: City Treasurer

Division: Investment & Operations

Organization No: 0900

Description/Analysis

Issue: Rendering of City Treasurer monthly investment transactions report to the City Council.

Policy Considerations: The City Treasurer routinely reports on monthly investment transactions to keep the City Council advised of current investment activity.

Environmental Considerations:

California Environmental Quality Act (CEQA): Under the California Environmental Quality Act (CEQA) guidelines, continuing administrative activities do not constitute a project and are therefore exempt from review.

Sustainability Considerations: There are no sustainability considerations applicable to this action.

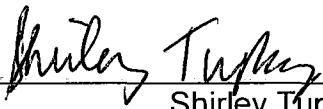
Commission/Committee Action: None

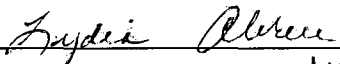
Rationale for Recommendation: The City Treasurer is responsible for investing and reporting in accordance with the authority granted by City Charter Section 73, City Council ordinances and resolutions, and applicable state law.

Financial Considerations: The monthly investment report sets forth the monthly transactions of the City Treasurer’s Office Investment Pool A funds. Portfolio value on November 1, 2009 was \$594,444,397 and at month end the value was \$565,965,754. The interest yield for the month was 2.19%. There were 23 total number of transactions for the period (9 buys, 1 calls, and 13 maturities). The estimated duration of the portfolio is 1.61 years.

Consistent with the Investment Policy adopted by City Council on August 18, 2009, the monthly report herein includes the content described in Government Code sections 53607 and 63646 (b).

Emerging Small Business Development (ESBD): Because this transaction does not involve the purchase of goods or services for the City, ESBD efforts are not applicable.

Respectfully Submitted by: 
Shirley Tupaz
Investment Operations Analyst

Approved by: 
Lydia Abreu
Investment and Operations Manager

Recommendation Approved:



Russell T. Fehr
City Treasurer

Table of Contents:	
Report	pg. 1
Attachments	
1 Background	pg. 3
2-13 Transaction Detail Report	pg. 4

Background Information:

California Statutes Chapter 783, Statutes of 1995 and Chapter 749, Statutes of 1996 were enacted to help avoid a repeat of the December 1994 Orange County investment fiasco which resulted in investment losses exceeding \$1.7 billion for Orange County and other local government entities. These statutes made revisions to certain state laws that addressed the investing of public funds, including, among other things, the requirement of reporting investment activity on a periodic basis. Government Code section 53607 requires monthly reports to the City Council. Commencing March, 1997, the City Treasurer, as the person vested with authority to invest City funds, has rendered monthly transaction reports to the City Council and this staff report accompanies the latest of such reports. This practice is consistent with prior City Council principles regarding investment authority that emphasizes full disclosure and prompt reporting of investment policy, strategies, programs and actual investments as reflected in Resolution 95-108.

For informational purposes, the City Treasurer also reports on transactions of other funds invested by the Treasurer's Office in addition to the City's funds. The transactions for the month ended November 30, 2009 are attached as follows:

Attachment 1	Background	3
Attachment 2	Summary of Transactions	4
Attachment 3	City Investment Pool A	6
Attachment 4	The Ethel Hart Mutual Endowment Fund	11
Attachment 5	The Ann Land/Bertha Henschel Endowment Fund	12
Attachment 6	George H. Clark Memorial Scholarship Fund	13
	---- Outside Agency Funds ----	
Attachment 7	Sacramento Housing and Redevelopment Agency (SHRA)	14
Attachment 8-A	SCERS Fixed Bonds	18
Attachment 8-B	SCERS Equity Income	20
Attachment 8-C	SCERS Large Capital Growth	21
Attachment 8-D	SCERS International	23
Attachment 9	Capitol Area Development Authority (CADA)	24
Attachment 10	United Way	25
Attachment 11	American River Flood Control District (ARFCD)	26
Attachment 12	The Natomas Basin Conservancy (TNBC)	27
Attachment 13	Sacramento Public Library Authority (SPLA)	28

**City of Sacramento
Summary of Transactions
November-09**

Attachment 2

Local Agency Funds:

	<u>Pool A</u>	<u>Ethel Hart Trust</u>	<u>Public Trust</u>	<u>George Clark</u>	<u>Total</u>
Purchases	\$ 86,557,091	\$ 36,705	\$ -	\$ -	\$ 86,593,796
Sales	-	-	-	-	-
Maturities	137,858,166	-	-	19	137,858,185
Calls	9,998,000	-	-	-	9,998,000
Contributions	40,690,601	-	-	-	40,690,601
Withdrawals	71,322,764	-	9,359	1,551	71,333,674
Total	\$ 346,426,622	\$ 36,705	\$ 9,359	\$ 1,570	\$ 346,474,256

Outside Agency Funds:

Sacramento Housing & Redevelopment Agency (SHRA) Funds:

	<u>Pool D</u>	<u>Pool J</u>	<u>Pool L</u>	<u>Pool M</u>	<u>Pool N</u>	<u>Total</u>
Purchases	\$ 7,747,313	\$ -	\$ -	\$ -	\$ -	\$ 7,747,313
Sales	-	-	-	-	-	-
Maturities	27,918,158	-	-	-	-	27,918,158
Calls	4,999,000	-	-	-	-	4,999,000
Contributions	4,000,000	-	-	-	-	4,000,000
Withdrawals	25,968,691	-	-	-	-	25,968,691
Total	\$ 70,633,162	\$ -	\$ -	\$ -	\$ -	\$ 70,633,162

	<u>Pool Q</u>	<u>Pool R</u>	<u>Pool S</u>	<u>Pool T</u>	<u>Pool U</u>	<u>Pool V</u>	<u>Total</u>
Purchases	\$ -	\$ -	\$ -	\$ -	\$ -	\$ -	\$ -
Sales	-	-	-	-	-	-	-
Maturities	-	-	-	-	-	-	-
Calls	-	-	-	-	-	-	-
Contributions	-	-	-	-	-	-	-
Withdrawals	-	-	-	-	-	-	-
Total	\$ -	\$ -	\$ -	\$ -	\$ -	\$ -	\$ -

Total SHRA **\$ 70,633,162**

**City of Sacramento
Summary of Transactions
November-09**

Attachment 2

Sacramento City Employees' Retirement System (SCERS) Funds:

	<u>Fixed Bonds</u>	<u>Equity Income</u>	<u>Large Cap</u>	<u>International</u>	<u>Total</u>
Purchases	\$ -	\$ -	\$ 4,023,311	\$ 2,442,889	\$ 6,466,200
Sales	-	-	1,040,700	3,919,421	4,960,121
Expenses	687	-	-	-	687
Maturities	135,142	-	-	-	135,142
Calls	2,000,000	-	-	-	2,000,000
Contributions	-	-	-	-	-
Withdrawals	1,132,578	80,709	95,054	34,664	1,343,005
Total	\$ 3,268,407	\$ 80,709	\$ 5,159,065	\$ 6,396,974	\$ 14,905,155

Capitol Area Development Authority (CADA) Funds:

	<u>CADA</u>	<u>CADA-A</u>	<u>CADA-B</u>	<u>Total</u>
Purchases	\$ -	\$ -	\$ -	\$ -
Sales	-	-	-	-
Maturities	-	-	-	-
Calls	-	-	-	-
Contributions	-	-	-	-
Withdrawals	314,000	-	-	314,000
Total	\$ 314,000	\$ -	\$ -	\$ 314,000

All Other Funds:

	<u>United Way</u>	<u>American River</u>	<u>TNBC</u>	<u>SPLA</u>	<u>Total</u>
Purchases	\$ 70,707	\$ -	\$ -	\$ -	\$ 70,707
Sales	-	-	-	-	-
Expenses	-	-	-	-	-
Maturities	-	-	-	-	-
Calls	-	-	-	-	-
Contributions	-	-	-	1,980,425	1,980,425
Withdrawals	-	-	-	1,650,000	1,650,000
Total	\$ 70,707	\$ -	\$ -	\$ 3,630,425	\$ 3,701,132

GRAND TOTAL

\$ 436,027,705

City of Sacramento
TRANSACTION SUMMARY
City Investment Pool A
From 11-01-09 To 11-30-09

Trade Date	Security	Quantity	Total Cost
<u>PURCHASES</u>			
11/02/09	General Electric Capital Corp 0.060% Due 11-03-09	7,000,000	\$ 6,999,988
11/02/09	Toyota Motor Credit Corp 0.060% Due 11-03-09	6,000,000	5,999,990
11/03/09	HSBC Finance 0.250% Due 02-09-10	9,000,000	8,993,875
11/12/09	Freddie Mac 0.110% Due 03-09-10	13,000,000	12,995,352
11/12/09	Freddie Mac 0.120% Due 03-23-10	8,000,000	7,996,507
11/16/09	Freddie Mac 0.120% Due 03-23-10	5,000,000	4,997,883
11/19/09	California St Go Bds 5.650% Due 04-01-39	4,450,000	4,583,500
11/25/09	HSBC Finance 0.050% Due 11-30-09	25,000,000	24,999,896
11/25/09	HSBC Finance 0.300% Due 04-06-10	9,000,000	8,990,100
TOTAL PURCHASES		86,450,000	\$ 86,557,091
<u>CALLS</u>			
11/27/09	Federal Home Loan Bank 2.250% Due 08-27-12	10,000,000	\$ 9,998,000
TOTAL CALLS		10,000,000	\$ 9,998,000
<u>MATURITIES</u>			
11/01/09	International Lease Fin Mtn Be 4.375% Due 11-01-09	8,130,000	\$ 7,930,571
11/03/09	General Electric Capital Corp 0.060% Due 11-03-09	7,000,000	6,999,988
11/03/09	Toyota Motor Credit Corp 0.060% Due 11-03-09	6,000,000	5,999,990

**City of Sacramento
TRANSACTION SUMMARY
City Investment Pool A
From 11-01-09 To 11-30-09**

Trade Date	Security	Quantity	Total Cost
11/03/09	Freddie Mac 0.220% Due 11-03-09	7,000,000	6,994,696
11/05/09	National Rural Utilities 0.170% Due 11-05-09	5,000,000	4,999,669
11/06/09	3m Company 5.125% Due 11-06-09	5,000,000	5,047,750
11/12/09	U. S. Treasury Bill 0.260% Due 11-12-09	25,000,000	24,967,319
11/17/09	HSBC Finance 0.830% Due 11-17-09	7,000,000	6,979,504
11/17/09	Toyota Motor Credit Corp 0.320% Due 11-17-09	5,000,000	4,994,533
11/19/09	U. S. Treasury Bill 0.410% Due 11-19-09	15,000,000	14,962,417
11/25/09	Federal Home Loan Bank 0.150% Due 11-25-09	8,000,000	7,997,233
11/27/09	U. S. Treasury Bill 0.240% Due 11-27-09	15,000,000	14,984,600
11/30/09	HSBC Finance 0.050% Due 11-30-09	25,000,000	24,999,896

TOTAL MATURITIES

138,130,000	\$ 137,858,166
--------------------	-----------------------

CONTRIBUTIONS

11/02/09	B Of A Cash	\$ 1,824,126
11/02/09	B Of A Cash	25,739
11/02/09	Fidelity Fund	2,763
11/02/09	Fidelity Fund	865
11/02/09	Fidelity Fund	854
11/02/09	Fidelity Fund	980,335
11/02/09	Fidelity Fund	26,850
11/03/09	B Of A Cash	1,851,773
11/04/09	B Of A Cash	3,126
11/05/09	B Of A Cash	1,184,571
11/05/09	Fidelity Fund	248
11/05/09	Fidelity Fund	9,300
11/06/09	B Of A Cash	2,664,011
11/06/09	Fidelity Fund	13,806

City of Sacramento
TRANSACTION SUMMARY
City Investment Pool A
From 11-01-09 To 11-30-09

Trade Date	Security	Quantity	Total Cost
11/09/09	B Of A Cash		3,694,000
11/10/09	B Of A Cash		1,567,088
11/10/09	Fidelity Fund		38,849
11/12/09	B Of A Cash		2,106,791
11/12/09	Fidelity Fund		113,596
11/13/09	B Of A Cash		930,873
11/13/09	Fidelity Fund		2,566
11/13/09	Fidelity Fund		404
11/13/09	Fidelity Fund		525
11/13/09	Fidelity Fund		20,500
11/13/09	Fidelity Fund		63,000
11/13/09	Fidelity Fund		532
11/13/09	Fidelity Fund		9,196
11/16/09	B Of A Cash		44,128
11/16/09	B Of A Cash		492,927
11/16/09	Fidelity Fund		2,914
11/16/09	Fidelity Fund		93
11/16/09	Fidelity Fund		165
11/16/09	Fidelity Fund		2,146,796
11/16/09	Fidelity Fund		37,788
11/16/09	Fidelity Fund		4,942
11/16/09	Fidelity Fund		4,120,652
11/17/09	B Of A Cash		1,466,914
11/17/09	Fidelity Fund		17,393
11/18/09	B Of A Cash		4,722,645
11/18/09	Fidelity Fund		33
11/18/09	Fidelity Fund		22
11/18/09	Fidelity Fund		978
11/19/09	B Of A Cash		1,447,969
11/19/09	Fidelity Fund		792
11/19/09	Fidelity Fund		1,977
11/20/09	B Of A Cash		1,115,410
11/20/09	Fidelity Fund		25
11/23/09	B Of A Cash		2,536
11/23/09	B Of A Cash		1,503,272
11/23/09	Fidelity Fund		129
11/23/09	Fidelity Fund		3,570
11/24/09	B Of A Cash		1,468,947
11/24/09	Fidelity Fund		189

City of Sacramento
TRANSACTION SUMMARY
 City Investment Pool A
 From 11-01-09 To 11-30-09

<u>Trade Date</u>	<u>Security</u>	<u>Quantity</u>	<u>Total Cost</u>
11/24/09	Fidelity Fund		36,731
11/25/09	B Of A Cash		3,807,912
11/25/09	Fidelity Fund		71,222
11/25/09	Fidelity Fund		2,250
11/27/09	B Of A Cash		1,013,079
11/27/09	Fidelity Fund		22
11/27/09	Fidelity Fund		71
11/27/09	Fidelity Fund		3,475
11/30/09	B Of A Cash		13,952
11/30/09	Fidelity Fund		211
11/30/09	Fidelity Fund		182
11/30/09	Fidelity Fund		2,000
TOTAL CONTRIBUTIONS			\$ 40,690,601

WITHDRAWALS

11/02/09	B Of A Cash		\$ 1,376,673
11/03/09	B Of A Cash		8,448,970
11/04/09	B Of A Cash		3,281,519
11/05/09	B Of A Cash		460,983
11/06/09	B Of A Cash		2,885,285
11/09/09	B Of A Cash		6,290,356
11/09/09	Fidelity Fund		36,705
11/09/09	Fidelity Fund		2,155,945
11/09/09	Fidelity Fund		1,050,130
11/10/09	B Of A Cash		1,722,208
11/12/09	B Of A Cash		1,256,627
11/13/09	B Of A Cash		450,000
11/13/09	B Of A Cash		909,980
11/16/09	B Of A Cash		1,209,099
11/17/09	B Of A Cash		8,104,375
11/17/09	Fidelity Fund		1,020,186
11/18/09	B Of A Cash		696,364
11/19/09	B Of A Cash		597,410
11/19/09	Fidelity Fund		38,011
11/20/09	B Of A Cash		200,000
11/20/09	B Of A Cash		1,386,175
11/23/09	B Of A Cash		1,522,232

City of Sacramento
TRANSACTION SUMMARY
 City Investment Pool A
 From 11-01-09 To 11-30-09

Trade Date	Security	Quantity	Total Cost
11/24/09	B Of A Cash		403,281
11/25/09	B Of A Cash		162,000
11/25/09	B Of A Cash		1,000,000
11/25/09	B Of A Cash		875,283
11/27/09	B Of A Cash		404,545
11/30/09	B Of A Cash		152,000
11/30/09	B Of A Cash		21,832,871
11/30/09	Fidelity Fund		1,393,551

TOTAL WITHDRAWALS **\$ 71,322,764**

TOTAL TRANSACTIONS **234,580,000 \$ 346,426,622**

SUMMARY

Purchases and Contributions	\$ 127,247,692
Sales, Calls, Maturities and Withdrawals	<u>219,178,930</u>

TOTAL TRANSACTIONS **\$ 346,426,622**

City of Sacramento
TRANSACTION SUMMARY
 Ethel Hart Mutual Endowment Fund
 From 11-01-09 To 11-30-09

<u>Trade Date</u>	<u>Security</u>	<u>Quantity</u>	<u>Total Cost</u>
PURCHASES			
11/04/09	International Bus Mach	300	\$ 36,705
TOTAL PURCHASES		<u>300</u>	<u>\$ 36,705</u>
TOTAL TRANSACTIONS		<u>300</u>	<u>\$ 36,705</u>
SUMMARY			
Purchases and Contributions			\$ 36,705
Sales and Withdrawals			<u> </u>
TOTAL TRANSACTIONS			<u>\$ 36,705</u>

City of Sacramento
TRANSACTION SUMMARY
 Ann Land/Bertha Henschel Endowment Fund
 From 11-01-09 To 11-30-09

Trade Date	Security	Quantity	Total Cost
---------------	----------	----------	---------------

WITHDRAWALS

11/30/09	Pool A Cash		\$ 9,359
TOTAL WITHDRAWALS			\$ 9,359

TOTAL TRANSACTIONS			\$ 9,359
---------------------------	--	--	-----------------

SUMMARY

Purchases and Contributions	\$ -
Sales and Withdrawals	9,359
TOTAL TRANSACTIONS	\$ 9,359

City of Sacramento
TRANSACTION SUMMARY
George H. Clark Memorial Scholarship Fund
From 11-01-09 To 11-30-09

<u>Trade Date</u>	<u>Security</u>	<u>Quantity</u>	<u>Total Cost</u>
<u>MATURITIES</u>			
11/20/09	GNMA2 POOL #2754 6.500% Due 05-20-29	19	\$ 19
TOTAL MATURITIES		19	\$ 19
<u>WITHDRAWALS</u>			
11/30/09	Pool A Cash		\$ 1,551
TOTAL WITHDRAWALS			\$ 1,551
TOTAL TRANSACTIONS		19	\$ 1,570
SUMMARY			
Purchases and Contributions			\$ -
Sales, Maturities and Withdrawals			1,570
TOTAL TRANSACTIONS			\$ 1,570

City of Sacramento
TRANSACTION SUMMARY
 Sacramento Housing and Redevelopment Agency (SHRA)
 From 11-01-09 To 11-30-09

<u>Trade Date</u>	<u>Security</u>	<u>Quantity</u>	<u>Total Cost</u>
<u>Pool D</u>			
<u>PURCHASES</u>			
11/20/09	California St Pub Wks Brd Leas Lease Re 5.000% Due 11-01-13	705,000	\$ 747,342
11/25/09	HSBC Finance 0.050% Due 11-30-09	7,000,000	6,999,971
TOTAL PURCHASES		7,705,000	\$ 7,747,313
<u>CALLS</u>			
11/27/09	Federal Home Loan Bank 2.250% Due 08-27-12	5,000,000	\$ 4,999,000
TOTAL CALLS		5,000,000	\$ 4,999,000
<u>MATURITIES</u>			
11/19/09	U. S. Treasury Bill 0.410% Due 11-19-09	7,000,000	\$ 6,982,461
11/27/09	U. S. Treasury Bill 0.240% Due 11-27-09	2,000,000	1,997,947
11/30/09	HSBC Finance 0.050% Due 11-30-09	7,000,000	6,999,971
11/30/09	Fannie Mae 0.750% Due 11-30-09	12,000,000	11,937,779
TOTAL MATURITIES		28,000,000	\$ 27,918,158
<u>CONTRIBUTIONS</u>			
11/03/09	Local Agency Investment Fund, Pool D		\$ 3,700,000
11/03/09	Nations Treasury Fund		300,000
TOTAL CONTRIBUTIONS			\$ 4,000,000

**City of Sacramento
TRANSACTION SUMMARY
Sacramento Housing and Redevelopment Agency (SHRA)
From 11-01-09 To 11-30-09**

<u>Trade Date</u>	<u>Security</u>	<u>Quantity</u>	<u>Total Cost</u>
<u>WITHDRAWALS</u>			
11/05/09	Local Agency Investment Fund, Pool D		\$ 1,000,000
11/06/09	Local Agency Investment Fund, Pool D		1,500,000
11/10/09	Local Agency Investment Fund, Pool D		1,400,000
11/10/09	Nations Treasury Fund		400,000
11/17/09	Local Agency Investment Fund, Pool D		2,400,000
11/17/09	Nations Treasury Fund		300,000
11/19/09	Local Agency Investment Fund, Pool D		1,000,000
11/19/09	Nations Treasury Fund		7,000,000
11/20/09	Local Agency Investment Fund, Pool D		500,000
11/24/09	Local Agency Investment Fund, Pool D		1,800,000
11/25/09	Local Agency Investment Fund, Pool D		1,000,000
11/30/09	Nations Treasury Fund		2,869,344
11/30/09	Nations Treasury Fund		700,000
11/30/09	Nations Treasury Fund		4,099,347
TOTAL WITHDRAWALS			\$ 25,968,691
TOTAL POOL D		40,705,000	\$ 70,633,162

Pool J

No transactions were found!

Pool L

No transactions were found!

Pool M

City of Sacramento
TRANSACTION SUMMARY
Sacramento Housing and Redevelopment Agency (SHRA)
From 11-01-09 To 11-30-09

<u>Trade</u> <u>Date</u>	<u>Security</u>	<u>Quantity</u>	<u>Total</u> <u>Cost</u>
-----------------------------	-----------------	-----------------	-----------------------------

No transactions were found!

Pool N

No transactions were found!

Pool Q

No transactions were found!

Pool R

No transactions were found!

Pool S

No transactions were found!

Pool T

No transactions were found!

Pool U

No transactions were found!

City of Sacramento
TRANSACTION SUMMARY
 Sacramento Housing and Redevelopment Agency (SHRA)
 From 11-01-09 To 11-30-09

Trade Date	Security	Quantity	Total Cost
<u>Pool V</u>			

No transactions were found!

TOTAL TRANSACTIONS	40,705,000	\$ 70,633,162
---------------------------	-------------------	----------------------

SUMMARY

Purchases and Contributions	\$ 11,747,313
Sales, Calls, Maturities and Withdrawals	<u>58,885,849</u>
TOTAL TRANSACTIONS	<u>\$ 70,633,162</u>

City of Sacramento
TRANSACTION SUMMARY
Fixed Bonds
From 11-01-09 To 11-30-09

Trade Date	Security	Quantity	Total Cost
<u>CALLS</u>			
11/15/09	Caterpillar Finl Corp Pwrntsbe 5.650% Due 11-15-15	2,000,000	\$ 2,000,000
TOTAL CALLS		2,000,000	\$ 2,000,000
<u>MATURITIES</u>			
11/02/09	Walgreens Drugs/Adahi, Inc 6.500% Due 05-01-24	10,101	\$ 10,101
11/16/09	2484 Natomas Park Dr. 7.500% Due 07-01-12	4,712	4,712
11/16/09	2660 W. Covell Blvd/West Davis Assoc 7.250% Due 08-01-12	7,358	7,358
11/16/09	GNMA POOL #439515 7.000% Due 03-15-27	95	93
11/16/09	GNMA POOL #450066 7.500% Due 12-15-26	36	36
11/16/09	GNMA POOL #550718 5.000% Due 11-15-35	5,341	5,197
11/16/09	GNMA POOL #150426 9.000% Due 05-15-16	92	101
11/16/09	GNMA POOL #157445 9.000% Due 06-15-16	226	229
11/16/09	GNMA POOL #167166 9.500% Due 08-15-16	25	25
11/16/09	GNMA POOL #208975 9.500% Due 03-15-17	99	100
11/16/09	GNMA POOL #211421 9.500% Due 04-15-17	151	152
11/16/09	GNMA POOL #320296 8.000% Due 03-15-22	361	354
11/16/09	GNMA POOL #329837 7.500% Due 11-15-22	353	348
11/16/09	GNMA POOL #648348 5.500% Due 10-15-35	47,172	47,010
11/25/09	GNMA POOL #256393	59,521	59,326

City of Sacramento
TRANSACTION SUMMARY
 Fixed Bonds
 From 11-01-09 To 11-30-09

<u>Trade Date</u>	<u>Security</u>	<u>Quantity</u>	<u>Total Cost</u>
	6.000% Due 09-01-36		
TOTAL MATURITIES		135,643	\$ 135,142
<u>EXPENSES</u>			
11/02/09	Portfolio Investment Fees Payable		\$ 244
11/16/09	Portfolio Investment Fees Payable		442
TOTAL EXPENSES			\$ 687
<u>WITHDRAWALS</u>			
11/30/09	Pool A Cash		\$ 1,132,578
TOTAL WITHDRAWALS			\$ 1,132,578
TOTAL TRANSACTIONS		2,135,643	\$ 3,268,407
SUMMARY			
	Purchases and Contributions		\$ -
	Sales, Calls, Maturities, Expenses and Withdrawals		3,268,407
TOTAL TRANSACTIONS			\$ 3,268,407

City of Sacramento
TRANSACTION SUMMARY
 Equity Income
 From 11-01-09 To 11-30-09

<u>Trade Date</u>	<u>Security</u>	<u>Quantity</u>	<u>Total Cost</u>
<u>WITHDRAWALS</u>			
11/30/09	Pool A Cash		\$ 80,709
TOTAL WITHDRAWALS			<u>\$ 80,709</u>
TOTAL TRANSACTIONS			<u>\$ 80,709</u>
SUMMARY			
	Purchases and Contributions		\$ -
	Sales and Withdrawals		<u>80,709</u>
TOTAL TRANSACTIONS			<u>\$ 80,709</u>

City of Sacramento
TRANSACTION SUMMARY
Large Cap Growth
From 11-01-09 To 11-30-09

Trade Date	Security	Quantity	Total Cost
<u>PURCHASES</u>			
<u>Common Stock</u>			
11/04/09	International Bus Mach	10,000	\$ 1,223,926
11/04/09	Massey Energy Corp Com	30,000	939,669
11/12/09	Green Mtn Coffee Roast Com	15,000	1,020,186
11/16/09	Precision Castparts Cp Com	10,000	1,048,955
		65,000	\$ 4,232,736
<u>Call Options</u>			
11/05/09	Massey Energy CII Opt 35.0000 12192009	(300)	\$ (38,099)
11/09/09	Air Prods Chem CII Opt 85.0000 12192009	(170)	(28,644)
11/09/09	Celgene Corp CII Opt 57.5000 12192009	(300)	(32,549)
11/09/09	Freeport Mcm CII Opt 90.0000 12192009	(150)	(39,203)
11/09/09	Texas Instrumt CII Opt 25.0000 11212009	(400)	(13,200)
11/09/09	Sector-Financi CII Opt 15.0000 11212009	(1,000)	(20,999)
11/23/09	Texas Instrumt CII Opt 25.0000 12192009	(400)	(36,731)
		(2,720)	\$ (209,425)
TOTAL PURCHASES		62,280	\$ 4,023,311
<u>SALES</u>			
<u>Common Stock</u>			
11/16/09	Alcoa	75,000	\$ 1,040,700
<u>Expired Call Options</u>			
11/21/09	Texas Instrumt CII Opt 25.0000 11212009	(400)	-
11/21/09	Sector-Financi CII Opt 15.0000 11212009	(1,000)	-
		(1,400)	-
TOTAL SALES		73,600	\$ 1,040,700
<u>WITHDRAWALS</u>			
11/30/09	Pool A Cash		\$ 95,054
TOTAL WITHDRAWALS			\$ 95,054

City of Sacramento
TRANSACTION SUMMARY
 Large Cap Growth
 From 11-01-09 To 11-30-09

<u>Trade Date</u>	<u>Security</u>	<u>Quantity</u>	<u>Total Cost</u>
TOTAL TRANSACTIONS		135,880	\$ 5,159,065

SUMMARY

Purchases and Contributions	\$ 4,023,311
Sales and Withdrawals	<u>1,135,754</u>
TOTAL TRANSACTIONS	<u>\$ 5,159,065</u>

City of Sacramento
TRANSACTION SUMMARY
International
From 11-01-09 To 11-30-09

Trade Date	Security	Quantity	Total Cost
<u>PURCHASES</u>			
<u>Common Stock</u>			
11/04/09	Itau Unibanco Hldg Sa Spon Adr Rep Pfd	50,000	\$ 1,050,130
11/24/09	Ishares Inc Msci Bric Indx	30,000	1,393,551
		80,000	\$ 2,443,681
<u>Call Options</u>			
11/17/09	Research In Mo Cll Opt 70.0000 12192009	(5)	\$ (792)
TOTAL PURCHASES		79,995	\$ 2,442,889
<u>SALES</u>			
11/10/09	Ishares Tr Msci Eafe Idx	5,000	\$ 329,464
11/10/09	Ishares Inc Msci Brazil	8,000	674,073
11/10/09	Ishares Tr Ftse Xnhua Idx	19,000	843,743
11/10/09	Ishares Tr S&p Ltn Am 40	12,000	574,543
11/10/09	Itau Unibanco Hldg Sa Spon Adr Rep Pfd	50,000	1,050,130
11/10/09	Banco Santander Sa Adr	40,000	447,468
TOTAL SALES		134,000	\$ 3,919,421
<u>WITHDRAWALS</u>			
11/30/09	Pool A Cash		\$ 34,664
TOTAL WITHDRAWALS			\$ 34,664
TOTAL TRANSACTIONS		\$ 213,995	\$ 6,396,974
SUMMARY			
	Purchases and Contributions		\$ 2,442,889
	Sales and Withdrawals		3,954,085
TOTAL TRANSACTIONS			\$ 6,396,974

City of Sacramento
TRANSACTION SUMMARY
 Capitol Area Development Authority (CADA)
 From 11-01-09 To 11-30-09

Trade Date	Security	Quantity	Total Cost
---------------	----------	----------	---------------

CADA - Banking

WITHDRAWALS

11/25/09	Pool A Cash		\$ 162,000
11/30/09	Pool A Cash		152,000
TOTAL WITHDRAWALS			\$ 314,000

CADA - Tax Exempt

No transactions were found!

CADA - Taxable

No transactions were found!

TOTAL TRANSACTIONS	\$ 314,000
---------------------------	-------------------

SUMMARY

Contributions	\$ -
Withdrawals	314,000
TOTAL TRANSACTIONS	\$ 314,000

City of Sacramento
TRANSACTION SUMMARY
United Way
From 11-01-09 To 11-30-09

<u>Trade Date</u>	<u>Security</u>	<u>Quantity</u>	<u>Total Cost</u>
-----------------------	-----------------	-----------------	-----------------------

PURCHASES

11/04/09	International Bus Mach	300	\$ 36,707
11/12/09	Green Mtn Coffee Roast Com	500	34,000

TOTAL PURCHASES	800	\$	70,707
------------------------	------------	-----------	---------------

TOTAL TRANSACTIONS	800	\$	70,707
---------------------------	------------	-----------	---------------

SUMMARY

Purchases and Contributions	\$	70,707
Sales, Calls, Maturities, Expenses and Withdrawals		-

TOTAL TRANSACTIONS	\$	70,707
---------------------------	-----------	---------------

**City of Sacramento
TRANSACTION SUMMARY
American River Flood Control District
From 11-01-09 To 11-30-09**

Trade Date	Security	Quantity	Total Cost
-----------------------	-----------------	-----------------	-----------------------

No transactions were found!

**City of Sacramento
TRANSACTION SUMMARY
The Natomas Basin Conservancy
From 11-01-09 To 11-30-09**

Trade Date	Security	Quantity	Total Cost
-----------------------	-----------------	-----------------	-----------------------

No transactions were found!

City of Sacramento
TRANSACTION SUMMARY
Sacramento Public Library Authority
From 11-01-09 To 11-30-09

<u>Trade Date</u>	<u>Security</u>	<u>Quantity</u>	<u>Total Cost</u>
<u>CONTRIBUTIONS</u>			
11/10/09	Pool A Cash		\$ 1,980,425
TOTAL CONTRIBUTIONS			<u>\$ 1,980,425</u>
<u>WITHDRAWALS</u>			
11/13/09	Pool A Cash		\$ 450,000
11/20/09	Pool A Cash		200,000
11/25/09	Pool A Cash		1,000,000
TOTAL WITHDRAWALS			<u>\$ 1,650,000</u>
TOTAL TRANSACTIONS			<u>\$ 3,630,425</u>
SUMMARY			
	Contributions		\$ 1,980,425
	Withdrawals		1,650,000
TOTAL TRANSACTIONS			<u>\$ 3,630,425</u>