

CITY OF SACRAMENTO
1231 I Street, Sacramento, CA 95814

Permit No: 0517156
Insp Area: 4
Thos Bros:
Sub-Type: NSFR
Housing (Y/N): N

Site Address: 2718 SAN JUAN RD SAC
Parcel No: RIVERDALE NORTH VII 2 LOT 101

CONTRACTOR
BEAZER HOMES
3721 DOUGLAS BL. STE. 100
ROSEVILLE CA 95661

OWNER

ARCHITECT

Nature of Work: MP 1120 1 STORY 6 RM SFR

CONSTRUCTION LENDING AGENCY: I hereby affirm under penalty of perjury that there is a construction lending agency for the performance of the work for which this permit is issued (Sec. 3097, Civ. C).

Lender's Name _____ Lender's Address _____

LICENSED CONTRACTORS DECLARATION: I hereby affirm under penalty of perjury that I am licensed under provisions of Chapter 9 (commencing with section 7000) of Division 3 of the Business and Professions Code and my license is in full force and effect.

License Class B License Number 724191 Date 12/22/05 Contractor Signature N. Collins

OWNER-BUILDER DECLARATION: I hereby affirm under penalty of perjury that I am exempt from the contractors License Law for the following reason (Sec. 7031.5, Business and Professions Code; any city or county which requires a permit to construct, alter, improve, demolish, or repair any structure, prior to its issuance, also requires the applicant for such permit to file a signed statement that he or she is licensed pursuant to the provisions of the Contractors License Law (Chapter 9 (commencing with Section 7000) of Division 8 of the Business and Professions Code) or that he or she is exempt therefrom and the basis for the alleged exemption. Any violation of Section 7031.5 by any applicant for a permit subjects the applicant to a civil penalty of not more than five hundred dollars (\$500.00);

I, as a owner of the property, or my employees with wages as their sole compensation, will do the work, and the structure is not intended or offered for sale (Sec. 7044, Business and Professional Code: The Contractors License Law does not apply to an owner of property who builds or improves thereon, and who does such work himself or herself or through his/her own employees, provided that such improvements are not intended or offered for sale. If, however, the building or improvement is sold within one year of completion, the owner-builder will have the burden of proving that he/she did not build or improve for the purpose of sale.)

I, as owner of the property, am exclusively contracting with licensed contractors to construct the project (Sec. 7044, Business and Professions Code: The Contractors License Law does not apply to an owner of property who builds or improves thereon, and who contracts for such projects with a contractor(s) licensed pursuant to the Contractors License Law).

I am exempt under Sec. _____ B & PC for this reason: _____

Date _____ Owner Signature _____

IN ISSUING THIS BUILDING PERMIT, the applicant represents, and the city relies on the representation of the applicant, that the applicant verified all measurements and locations shown on the application or accompanying drawings and that the improvement to be constructed does not violate any law or private agreement relating to permissible or prohibited locations for such improvements. This building permit does not authorize any illegal location of a any improvement or the violation of any private agreement relating to location of improvements.

I certify that I have read this application and state that all information is correct. I agree to comply with all city and county ordinances and state laws relating to building construction and herby authorize representative(s) of this city to enter upon the abovementioned property for inspection purposes.

Date 12/22/05 Applicant/Agent Signature N. Collins

WORKER'S COMPENSATION DECLARATION: I hereby affirm under penalty of perjury one of the following declarations:

I have and will maintain a certificate of consent to self-insure for workers' compensation as provided for by Section 3700 of the Labor Code, for the performance of work for which the permit is issued.

I have and will maintain workers' compensation insurance, as required by Section 3700 of the Labor Code, for the performance of the work for which this permit is issued. My workers' compensation insurance carrier and policy number are:

Carrier LIBERTY MUTUAL INS CO. Policy Number WA2-65D-004147-082 Exp Date 04/01/2005

(This section need not be completed if the permit is for \$100 or less) I certify that in the performance of the work for which this permit is issued, I shall not employ any person in any manner so as to become subject to the workers' compensation laws of California and agree that if I should become subject to the workers' compensation provisions of Section 3700 of the Labor Code, I shall forthwith comply with those provisions.

Date 12/22/05 Applicant Signature N. Collins

WARNING: FAILURE TO SECURE WORKER'S COMPENSATION COVERAGE IS UNLAWFUL AND SHALL SUBJECT AN EMPLOYER TO CRIMINAL PENALTIES AND CIVIL FINES UP TO ONE HUNDRED THOUSAND DOLLARS (\$100,000) IN ADDITION TO THE COST OF COMPENSATION, DAMAGES AS PROVIDED FOR IN SECTION 3706 OF THE LABOR CODE, INTEREST AND ATTORNEY'S FEE.

THIS PERMIT SHALL EXPIRE BY LIMITATION IF WORK IS NOT COMMENCED WITHIN 180 DAYS.



Planning and Building Department
Building Division


CITY OF SACRAMENTO
CALIFORNIA

Downtown Permits Center
1231 I Street, #200
Sacramento, CA 95814-2998
North Permits Center
2101 Arena Blvd., Suite 200
Sacramento, CA 95834

ADDRESS 2718 SAN JUAN RD

PERMIT NO. 0517156

INSPECTION COMMENTS	PERMIT DOCUMENTS
10-31-05 filling MP 41.62	
11-2-05 filling MP 41.112	
11/18/05 B17 CN DBA	
12-19-05 PR MP 18481	
1-17-06 # 67 A.P. SEP	
1-18-06 # 42, 43 A.P. SEP	
1-20-06 # 45 A.P. SEP	
2-8-06 # 29 CN SEP	

FINAL APPROVALS	
BUILDING	 S. Bronner
ELECTRICAL	
PLUMBING	
MECHANICAL	
FIRE	2-8-06
SITE	

0517156

Installation Card

ICBO Evaluation Services, Inc., Evaluation Report ER-

4441

Job Address: Beazer Homes

The Landing @ Riverdale

Lot: 101 2718 San Juan RD.

Plastering Contractor:

Name:

2101

The Relizon Company

OD8846 Ma

1/04

Address:


Telephone:

Approved:

This is
has been in
manufactur

Authorized
Contractor Si

Installation
final inspection



1321 DUKE STREET, SUITE 303 • ALEXANDRIA, VA 22314 • (703) 739-0356

THIS IS TO CERTIFY THAT INSULATION HAS BEEN INSTALLED IN CONFORMANCE WITH
CURRENT ENERGY REGULATIONS, CALIFORNIA ADMINISTRATIVE CODE, TITLE 24, STATE OF
CALIFORNIA, IN THE BUILDING LOCATED AT:

Authorized Contractor: Beazer Homes LOT # 2101 TRACT # LANDING
STREET 2718 San Juan Rd CITY NATOMAS

EXTERIOR WALLS:
MANUFACTURER FB THICKNESS/TYPE 3/4 R-VALUE 13/19

CEILINGS:
BATT'S:
MANUFACTURER FB THICKNESS/TYPE 10/4 R-VALUE 30
MINIMUM THICKNESS 12 R-VALUE 30

BLOWN IN:
MANUFACTURER CT4 NUMBER OF BAGS USED 18

SQUARE FOOTAGE COVERED 830 THICKNESS/TYPE _____ R-VALUE _____

FLOORS:
MANUFACTURER _____ THICKNESS/TYPE _____ R-VALUE _____

SLAB ON GRADE:
MANUFACTURER _____ THICKNESS/TYPE _____ R-VALUE _____

WIDTH OF INSULATION _____ INCHES R-VALUE _____

FOUNDATION WALLS:
MANUFACTURER _____ THICKNESS/TYPE _____ R-VALUE _____

GENERAL CONTRACTOR _____ DATE _____
CALIFORNIA CONTRACTORS LICENSE # _____

SIGNATURE _____ TITLE _____

INSULATION CONTRACTOR ALCAL ARCADE CONTRACTING DATE 12/1/06
CALIFORNIA CONTRACTORS LICENSE #815286
NEVADA CONTRACTORS LICENSE #0055201

A. GURDON
SIGNATURE

INSTALLER
TITLE

INSTALLATION CERTIFICATE 057156 (Page 1 of 12) CF-6R

2718 San Juan RD. Permit Number
 Site Address

An installation certificate is required to be posted at the building site or made available for all appropriate inspections. (The information provided on this form is required) After completion of final inspection, a copy must be provided to the building department (upon request) and the building owner at occupancy, per Section 10-103(a).

WATER HEATING SYSTEMS:

Heater Type	CEC Certified Mfr Name & Model Number	Distribution Type (Std, Point-of-Use, etc)	Recirculation, Control Type	# of Identical Systems	Rated Input (KW or Btu/hr)	Tank Volume (gallons)	Efficiency (EF, RE)	Standby Loss (%)	External Insulation R-value
GAS	A.O. Smith GVR-40TM	Std.	N/A	N/A	40,000	40	.62	N/A	N/A

- For small gas storage (rated input of less than or equal to 75,000 Btu/hr), electric resistance and heat pump water heaters, list Energy Factor (EF). For large gas storage water heaters (rated input of greater than 75,000 Btu/hr), list Recovery (RE), Thermal Efficiency, Standby Loss and Rated Input. For instantaneous gas water heaters, list Thermal Efficiency and Rated Input.
- R-12 external insulation is mandatory for storage water heaters with an energy factor of less than 0.58.

Kitchen Piping:
 If indicated on the CF-IR, all hot water piping \geq 3/4 inches in diameter that runs from the hot water source to the kitchen fixtures is insulated.

Faucets & Shower Heads:
 All faucets and showerheads installed are certified to the Energy Commission, pursuant to Title 24, Part 6, Section 111.

- Central Water Heating in Buildings with Multiple Dwelling Units (required for prescriptive)
- All hot water piping in main circulating loop is insulated to requirements of §150(j)
 - Central hot water systems serving six or fewer dwelling units which have (1) less than 25' of distribution piping outdoors; (2) zero distribution piping underground; (3) no recirculation pump; and (4) insulation on distribution piping that meets the requirements of Section 150(j)
 - Central hot water systems serving more than 6 dwelling units - presence of either a time control or a time/temperature control

I, the undersigned, verify that equipment listed above my signature is: 1) the actual equipment installed; 2) equivalent to or more efficient than that specified in the certificate of compliance (Form CF-IR) submitted for compliance with the *Energy Efficiency Standards* for residential buildings; and 3) equipment that meets or exceeds the appropriate requirements for manufactured devices (from the *Appliance Efficiency Regulations* or Part 6), where applicable.

Jon Buell
 Signature, Date

BZ Plumbing Co., Inc.
 Installing Subcontractor (Co. Name) OR
 General Contractor (Co. Name) OR Owner

COPY TO: Building Department
 HERS Rater (if applicable)
 Building Owner at Occupancy

057156

INSTALLATION CERTIFICATE

LANDING @ RIVERDALE NORTH CF-6R

LOT 2718 ALL San Juan RD

Beazer Homes - LINCOLN VILLAGE

Site Address

LANDING @ RIVERDALE NORTH 40X90

Permit Number

An installation certificate is required to be posted at the building site or made available for all appropriate inspections. (The information provided on this form is required; however, use of this form to provide the information is optional.) After completion of final inspection a copy must be provided to the building department (upon request) and the building owner at occupancy, per Section 10-103(b).

HVAC SYSTEMS:

Heating Equipment

Equip. Type (pkg. Heat pump)	CEC Certified Mfr name and Model #	# of Identical Systems	(1) Efficiency (AFUE, etc.) > CF-1R value	Duct Location (attic, etc.)	Duct or Piping R-value	Heating Load (Btu/hr)	Heating Capacity (Btu/hr)	
FURNACE	YORK #LY8S040A12	1	80%	ATTIC	R-4.2	22,690	40,000	PLAN 964
FURNACE	YORK #LY8S060A12	1	80%	ATTIC	R-4.2	23,954	60,000	PLAN 1120
FURNACE	YORK #LY9S080A12	1	80%	ATTIC	R-4.2	26,943	60,000	PLAN 1283
FURNACE	YORK #LY8S060A12	1	80%	ATTIC	R-4.2	28,611	60,000	PLAN 1448
FURNACE	YORK #LY8S060A12	1	80%	ATTIC	R-4.2	28,620	60,000	PLAN 1522
FURNACE	YORK #LY8S060A12	1	80%	ATTIC	R-4.2	33,016	60,000	PLAN 1871

Equip. Type (pkg. Heat pump)	CEC Certified Compressor Unit Mfr Name and Model #	# of Identical Systems	(1) Efficiency (SEER, etc.) > CF-1R Value	Duct Location (attic, etc.)	Duct R-value	Cooling Load (Btu/hr)	Cooling Capacity (Btu/hr)	
A/C	YORK #H1RD024	1	13.0	ATTIC	R-4.2	15,211	20,800	PLAN 964
A/C	YORK #H1RD024	1	13.0	ATTIC	R-4.2	15,026	20,800	PLAN 1120
A/C	YORK #H1RD024	1	13.0	ATTIC	R-4.2	17,140	20,800	PLAN 1283
A/C	YORK #H1RDO24	1	13.0	ATTIC	R-4.2	17,734	20,800	PLAN 1448
A/C	YORK #H1RD024	1	13.0	ATTIC	R-4.2	18,587	20,800	PLAN 1522
A/C	YORK #H1RD030	1	13.0	ATTIC	R-4.2	22,363	26,900	PLAN 1871

* = TXV valve installed with coil

(1) > reads greater than or equal to.

PLAN 1871

I, the undersigned, verify that equipment listed above is: 1) the actual equipment installed, 2) equivalent to or more efficient than that specified in the certificate of compliance (Form CF-1R) submitted for compliance with the *Energy Efficiency Standards* for residential buildings, and 3) equipment that meets or exceeds the appropriate requirements for manufactured devices (from the *Appliance Efficiency Regulations* or Part 6), where applicable.

Signature, Date

BEUTLER CORPORATION

Installing Subcontractor (Co. Name)

OR General Contractor (Co. Name) OR Owner

WATER HEATING SYSTEMS:

Heater Type	CEC Certified Mfr Name & Model #	Distribution Type (Std. point of use)	If Recirculation Control Type	# of Identical Systems	(2) Rated Input (kW or Btu/hr)	Tank Volume (gallons)	(2) Efficiency (EF, RE)	(2) Standby Loss (%)	External Insulation R-value

(2) For small gas storage (rated input of less than or equal to 75,000 Btu/hr), electric resistance and heat pump water heaters, list Energy Factor. For large gas storage water heaters (rated input of greater than 75,000 Btu/hr), list Recovery Efficiency, Standby Loss and Rated Input. For instantaneous gas water heaters, list Recovery efficiency and Rated Input.

(3) R-12 external insulation is mandatory for storage water heaters with an energy factor of less than 0.58.

Facets & Shower Heads:

All facets and showerheads installed are certified to the Commission, pursuant to Title 24, Part 6, Section 111.

I, the undersigned, verify that equipment listed above my signature is: 1) the actual equipment installed; 2) equivalent to or more efficient than that specified in the certificate of compliance (Form CF-1R) submitted for compliance with the *Energy Efficiency Standards* for residential buildings; and 3) equipment that meets or exceeds the appropriate requirements for manufactured devices (from the *Appliance Efficiency Regulations* or Part 6), where applicable.

Signature, Date

Installing Subcontractor (Co. Name)

OR General Contractor (Co. Name) OR Owner

COPY TO: Building Department

HERS Provider (if applicable)

Building Owner at Occupancy

1120 Plan A, B, C

057156

INSTALLATION CERTIFICATE

(Page 2 of 13)

CF-6R

2718 Saw Jawn RD.

Site Address

Permit Number

FENESTRATION/GLAZING:

Manufacturer/Brand Name (GROUP LIKE PRODUCTS)	Product U-Factor ¹ (≤ CF-1R value) ²	Product SHGC ¹ (≤ CF-1R value) ²	# of Panes	Total Quantity of Like Product (Optional)	Square Feet	Exterior Shading Device or Overhang	Comments/Location/Special Features
1. XO	.35	.32	2				
2. PW	.33	.31	2				
3. SH	.35	.32	2				
4.							
5.							
6.							
7.							
8.							
9.							
10.							
11.							
12.							
13.							
14.							
15.							

¹ Manufactured fenestration products use the values from the product label. Field fabricated fenestration products use the default values from Section 116 of the Energy Efficiency Standards.

² Installed U-Factor must be less than or equal to values from CF-1R. Installed SHGC must be less than or equal to values from CF-1R, or a shading device (exterior or overhang) is installed as specified on the CF-1R. Alternatively, installed weighted average U-Factors for the total fenestration area are less than or equal to values from CF-1R.

I, the undersigned, verify that the fenestration/glazing listed above my signature: 1) is the actual fenestration product installed; 2) is equivalent to or has a lower U-Factor and lower SHGC than that specified in the certificate of compliance (Form CF-1R) submitted for compliance with the Energy Efficiency Standards for residential buildings; and 3) the product meets or exceeds the appropriate requirements for manufactured devices (from Part 6), where applicable.

Item #s (if applicable) 1-17-06 Signature, Date *John P. The Door & Window Co.*
 Installing Subcontractor (Co. Name) OR
 General Contractor (Co. Name) OR Owner
 OR Window Distributor

Item #s (if applicable) Signature, Date Installing Subcontractor (Co. Name) OR
 General Contractor (Co. Name) OR Owner
 OR Window Distributor

Item #s (if applicable) Signature, Date Installing Subcontractor (Co. Name) OR
 General Contractor (Co. Name) OR Owner
 OR Window Distributor

COPY TO: Building Department
 HERS Provider (if applicable)
 Building Owner at Occupancy

Lot 101

BEAZER @ Lending

Plan 1871

INSTALLATION CERTIFICATE

(Page 3 of 8)

CF-6R

2718 San Juan Road Sacramento, CA 95834
Site Address Permit Number # 45120025

0517156 DUCT LEAKAGE AND DESIGN DIAGNOSTICS

DUCT LEAKAGE REDUCTION

Pressurization Test Results (CFM @ 25 PA)

Test Leakage (CFM) 57

Fan Flow

If Fan Flow is Calculated at 400 cfm/ton x number of tons, or as 21.7 x Heating Capacity in Thousands of Btu/hr, enter calculated value here 1000

If fan flow is measured, enter measured value here

Leakage Fraction = Test Leakage / (Measured or Calculated Fan Flow) = 5.7%

Pass if leakage fraction <= 0.06

Pass Fail

For AEROSOL TYPE SEALANTS ONLY - The following diagnostic testing was completed:

Duct Fan Pressurization at rough-in measured leakage (CFM)

CHECK AFTER FINISHING WALL:

- Yes No Pressure pan test or House pressurization test
Yes No Visual Inspection of Duct Connections

Pass Fail

THERMOSTATIC EXPANSION VALVE (TXV)

Yes No Thermostatic Expansion Valve (or Commission approved equivalent) is installed and Access is provided for inspection Yes is a pass

Pass Fail

DUCT DESIGN

1. Yes No ACCA Manual D Design calculations have been completed. Duct Design is on the plans and duct installation matches plans.

2. Yes No TXV is installed or Fan flow has been verified. If no TXV, verified fan flow matches design from CF-1R.

Measured Fan Flow =

Yes for both 1 and 2 is a Pass

Pass Fail

I, the undersigned, verify that the above diagnostic test results and the work I performed associated with the test(s) is in conformance with the requirements for compliance credit. [The builder shall provide the HERS provider a copy of the CF-6R signed by the builder employees or sub-contractors certifying that diagnostic testing and installation meet the requirements for compliance credit.]

1-24-6 Signature, Date

Beater Installing Subcontractor (Co. Name) OR General Contractor (Co. Name)

COPY TO: Building Department HERS Provider (if applicable) Building Owner at Occupancy

Project Title: The Landing Date: 1/24/06
 Project Address: 2719 San Juan Rd Builder Name: Beaver Homes
4512002S Lot 101 Plan Number: 1170
 Builder Contact: Andrea Douglas Telephone: 916 847 6514
 HERS Rater: [Signature] Telephone: 1/24/06 Sample Group Number: _____
 Certifying Signature: _____ Date: _____ Sample House Number: _____
 Firm: ACS HERS Provider: Beuther
 Street Address: Marguito Rd City/State/Zip: Placerville, CA 95667
 Copies to: Builder, HERS Provider

HERS RATER COMPLIANCE STATEMENT

This house was: Tested Approved as part of sample testing, but was not tested

As the HERS rater providing diagnostic testing and field verification, I certify that the houses identified on this form comply with the diagnostic tested compliance requirements as checked on this form.

- Distribution system is fully ducted (i.e., does not use building cavities as plenums or platform returns in lieu of ducts)
- Where cloth backed, rubber adhesive duct tape is installed, mastic and drawbands are used in combination with cloth backed, rubber adhesive duct tape to seal leaks as duct connections.

MINIMUM REQUIREMENTS FOR DUCT LEAKAGE REDUCTION COMPLIANCE CREDIT

Duct Diagnostic Leakage Testing Results (Maximum 6% Duct Leakage)

Duct Pressurization Test Results (CFM @ 25 Pa) Measured values
 Test Leakage in CFM) 57
 If Fan Flow is Calculated at 400 cfm/ton x number of tons enter calculated value here 1000
 If fan flow is measured enter measured value here _____
 Leakage Percentage (100 x Test Leakage/Fan Flow) = 5.7%
 Check Box for Pass or Fail (Pass = 6% or less) Pass Fail


THERMOSTATIC EXPANSION VALVE (TXV) or Commission approved equivalent

Yes No Thermostatic Expansion Valve (or Commission approved equivalent) is installed and Access is provided for inspection
 Yes is a pass Pass Fail

MINIMUM REQUIREMENTS FOR DUCT DESIGN COMPLIANCE CREDIT

1. Yes No ACCA Manual D Design requirements have been met (rater has verified that actual installation matches values in CF-1R and design on plan.)
 2. Yes No TXV is installed or Fan flow has been verified. If no TXV, verified fan flow matches design from CF-1R.
 Measured Fan Flow = _____ Pass Fail
- Yes for both 1 and 2 is a Pass

2101



INSULATION CONTRACTORS ASSOCIATION OF AMERICA

0517156

INSULATION CERTIFICATE

1321 DUKE STREET, SUITE 303 • ALEXANDRIA, VA 22314 • (703) 739-0356

THIS IS TO CERTIFY THAT INSULATION HAS BEEN INSTALLED IN CONFORMANCE WITH CURRENT ENERGY REGULATIONS, CALIFORNIA ADMINISTRATIVE CODE, TITLE 24, STATE OF CALIFORNIA, IN THE BUILDING LOCATED AT:

BEAR 2676 HOME LOT # 2101 TRACT # LANDING

STREET 2718 SAN JUAN RD CITY NATOMAS

EXTERIOR WALLS:

MANUFACTURER FH THICKNESS/TYPE 3/8 R-VALUE 13/19

CEILINGS:

BATTS:

MANUFACTURER FH THICKNESS/TYPE 10 1/4 R-VALUE 30

BLOWN IN:

MANUFACTURER CT4 MINIMUM THICKNESS 12 R-VALUE 30

SQUARE FOOTAGE COVERED 830 NUMBER OF BAGS USED 14

FLOORS:

MANUFACTURER THICKNESS/TYPE R-VALUE

SLAB ON GRADE:

MANUFACTURER THICKNESS/TYPE R-VALUE

WIDTH OF INSULATION INCHES

FOUNDATION WALLS:

MANUFACTURER THICKNESS/TYPE R-VALUE

GENERAL CONTRACTOR

CALIFORNIA CONTRACTORS LICENSE #

DATE

SIGNATURE

TITLE

INSULATION CONTRACTOR ALCAL ARCADE CONTRACTING

CALIFORNIA CONTRACTORS LICENSE #815286

NEVADA CONTRACTORS LICENSE #0055201

DATE 124-06

A. GARDON

SIGNATURE

INSTALLER

TITLE