



2.5 2.4

DEPARTMENT OF
PUBLIC WORKS

OFFICE OF THE DIRECTOR

CITY OF SACRAMENTO
CALIFORNIA

CITY HALL
ROOM 207
915 I STREET
SACRAMENTO, CA
95814-2673

916-449-5283

ADMINISTRATION
916-449-8747

FAX 916-449-5573

May 22, 1991

City Council
Sacramento, California

Honorable Members in Session:

**SUBJECT: PROPOSED WATER SERVICE RATE AND DEVELOPMENT FEE
ADJUSTMENT FOR 1991-92 FY**

SUMMARY

This report recommends adoption of the attached resolutions proposing a 7% increase in the water service rates to keep pace with operating costs and anticipated capital improvements and a 2.1% increase in the water development fee.

BACKGROUND

The Water Fund is an enterprise fund which supports the organizations of Water Engineering, Production, Distribution, and Administration. The proposed budget for fiscal year 1991-92 includes operating expenditures of \$22,083,000 and a capital improvement program of \$5,771,000. The principal source of revenue to the fund is water user charges. Water development fees are also an important revenue source.

The current issues facing the water enterprise include the expansion of both the water treatment capacity and the distribution system, water quality, and master planning. Water conservation will continue to be an important program requiring staff and funds.

City Council
Proposed Water Rate Adjustments
May 22, 1991

Water Service Increases. The proposed increase in water fund expenditures reflects a large increase in capital expenditures. The increase in the capital budget is primarily due to the Northgate Water Transmission Main project, which is budgeted at \$2.6 million in 1991-92, an increase of \$2.4 million over the 1990-91 funding level. The operating budget includes funding for a department director and secretary as well as increased plant efficiency, fire hydrant maintenance and general maintenance, water quality testing, and water rights legal services. (The cost of existing staff being transferred in the proposed reorganization is offset by reduced cost allocation plan expenses).

The proposed fee structure in the attached resolution includes a 7% across-the-board increase for all water service user charges except for water lock box fees and fees for restoration of service. It has been determined that no increases for these services are presently warranted.

There are also two changes to the water fee structure. First, a metered rate for landscape irrigation in City owned parks is proposed in the rate schedule in response to a request from Council to investigate a special rate for this purpose. In determining an appropriate rate level for City parks, several factors were considered. Under the terms of bond covenants, we must charge a fee for water. Most water purveyors surveyed do not have a special rate for public land; however at least two do. One is the City of Los Angeles Department of Water and Power. The rate proposed for the City's parks is arbitrarily set to be similar to theirs, about 60 % of the full rate.

It should be noted that the use of treated water for large scale irrigation is not a recommended practice. Most City parks are on wells for this purpose. The water staff will work with the Parks Department to reduce the amount of treated water provided for parks.

The second change to the fee structure is the phasing out of the declining block structure for commercial metered rates. Under the existing three tiered declining block system, charges for water consumption decrease as water use increases. Thus water is provided to large users at a lower average cost per cu. ft. than smaller water users pay. Over the next three years, the charges for consumption in the top two use ranges will be increased incrementally until they equal the charge for the first tier. Neither the amount of revenue

City Council
 Proposed Water Rate Adjustments
 May 22, 1991

which might be generated nor the quantity of water which might be saved by this action is known at this time.

Water Development Fees. The increase proposed in the City water development fees is a result of increases in the construction cost indexes during the past year. The proposed increase of 2.1% reflects the method approved by City Council (Section 47.321 of the City Code) to calculate water development fee increases. Water development revenue is applied under State law to qualified system expansion projects.

FINANCIAL DATA

A breakdown of how the proposed average monthly residential water user charge (6-room house) is spent appears in Table One.

TABLE ONE: COMPONENTS OF WATER SERVICE CHARGES				
Service Component	Current	Proposed	\$ Change	Portion of Rate Increase
Production, Distribution, Engineering & Administration	\$6.44	\$6.53	\$.09	0.9%
In-lieu Franchise Fee*	.93	1.24	.31	3.1%
Capital Improvement Projects	1.10	1.45	.35	3.6%
Contingency Reserves	1.38	1.32	-.06	-0.6%
TOTALS:	\$9.85	\$10.54	\$.69	7.0%

* The additional \$.33 is the equivalent of a 3.1% increase over the current charge. Without the change in the in-lieu franchise fee, the water service charge for the typical customer would be \$10.23. Raising the in-lieu franchise fee adds 3.0% to the \$10.23.

The effect of the proposed fee adjustments on the average home and commercial customers are follows:

City Council
 Proposed Water Rate Adjustments
 May 22, 1991

TABLE TWO: WATER SERVICE CHARGES				
Service	Current	Proposed	\$ Change	% Increase
Single Family Residence (6-9 room house)	\$9.85	\$10.54	\$.69	7%
Metered Account/100 cf	.3638	.3893	.0255	7%

Attachment A shows the proposed changes in all rate categories. Attachment B is a rate comparison chart which depicts how the City's current and proposed rates compare with the current year rates for other northern California jurisdictions.

The proposed increase in water service rates is expected to generate \$1,603,000 in additional revenue to the Water Fund. No additional revenue is budgeted as a result of other changes in water rates. It is likely that any increase in revenue from modifying the declining block structure for metered rates will be at least partially offset by conservation. Establishing a metered rate for City parks will have a negligible effect on revenue in the first year. Only a few parks are being charged for water at this time. These will see a reduction in their bill; additional revenue will be generated only as more parks are added to the billing system.

Total revenue from the water service rates is projected to be \$24,712,000. This estimate is reflected in the proposed budget. The development fee increase is expected to result in \$66,000 in additional revenue, not shown in the proposed budget.

POLICY CONSIDERATIONS

Water rates, fees and charges are established by resolution of the City Council pursuant to City Code Section 47.300. The proposed 7% rate increase will fund existing programs and services as well as the additional costs for the in-lieu franchise fee and an increased capital improvement program. Attachment C lists the programs and services which would be impacted, and their effect on the rates, if the Council wished to reduce or eliminate the proposed rate increase.

City Council
Proposed Water Rate Adjustments
May 22, 1991


MBE/WBE EFFORTS

Not applicable. There are no goods or services being purchased as a direct result of this action.


RECOMMENDATION

It is recommended that the City Council adopt attached findings and approve an increase to the water service rates of 7% to cover increases in the operating budget and CIP program and a Water Development Fee increase for 1991-92 FY of 2.1% to be effective July 1, 1991.

Respectfully submitted,


Melvin H. Johnson
Director of public Works

RECOMMENDATION APPROVED:



Walter J. Slipe
City Manager

Contact Person:
Kathy Mullen, Administrative Analyst
449-8741

May 22, 1991
All Districts

**RESOLUTION AMENDING THE CITY OF SACRAMENTO
FEE AND CHARGE REPORT TO ESTABLISH WATER SERVICE
CHARGES AND FEES PURSUANT TO SECTION 47.300 OF THE
SACRAMENTO CITY CODE**

BE IT RESOLVED BY THE COUNCIL OF THE CITY OF SACRAMENTO:

That the City of Sacramento Fee and Charge Report is hereby amended to include the following water service and connection fees and charges to take effect for charges for current services billed on or after July 1, 1991.

I. WATER USE RATES, MONTHLY DOMESTIC

Single Family residence:

1 - 3 rooms	\$ 6.96	\$ 7.45
4 - 5 rooms	9.06	9.69
6 - 9 rooms	9.85	10.54
10 - 15 rooms	11.38	12.18
Over 15, each additional room	0.80	0.86

Multiple Family residence
(for each family dwelling unit in a multiple
family residence)

1 - 3 rooms	5.34	5.71
4 - 5 rooms	6.84	7.32
6 - 7 rooms	8.34	8.92
8 - 9 rooms	9.85	10.54
10 - 15 rooms	11.38	12.18
Over 15, each additional room	0.80	0.86
Lot Irrigation, per Water Service Tap	13.88	14.85

II. WATER USE RATES, MONTHLY COMMERCIAL

Bakery, first 1,000 sq. ft. of gross floor area or fraction thereof	\$ 18.08	\$ 19.35	
Each additional 1,000 sq. ft. or fraction thereof	11.88		12.71
Barber Shop or Beauty Parlor, first 1,000 sq. ft. of gross floor area or fraction thereof	9.06		9.69
Each additional 1,000 sq. ft. or fraction thereof	5.83		6.24
Bowling Alley, first 1,000 sq. ft. of gross floor area or fraction thereof	9.06		9.69
Each additional 1,000 sq. ft. or fraction thereof	5.83		6.24
Cemetery, for the irrigation season, first 1,000 sq. ft. or fraction thereof	16.59	17.75	
Each additional 1,000 sq. ft. or fraction thereof	1.32		1.41
Dining Facilities, including restaurant, cafeteria, cafe, bar, first 1,000 sq. ft. of gross floor area or fraction thereof	18.01	19.27	
Each additional 1,000 sq. ft. or fraction thereof	11.88		12.71
Drug Store, first 1,000 sq. ft. of gross floor area or fraction thereof	8.34	8.92	
Each additional 1,000 sq. ft. or fraction thereof	3.71		3.97
Fire Hydrant Service Charge			
Wharf Hydrant	3.50		3.75
Standard Hydrant	8.66		9.27
Furniture Store, first 1,000 sq. ft. of gross floor area or fraction thereof	3.50		3.75
Each additional 1,000 sq. ft. or fraction thereof	0.91		0.97
Garage, first 1,000 sq. ft. of gross floor area or fraction thereof	8.34		8.92
Each additional 1,000 sq. ft. or fraction thereof	0.91		0.97

II. WATER USE RATES, MONTHLY COMMERCIAL (Con't.)

Halls, including Lodge and Auditorium, first 1,000 sq. ft. of gross floor area or fraction thereof	8.34	\$ 8.92
Each additional 1,000 sq. ft. or fraction thereof	3.71	3.97
Hotel, Rest or Convalescent Homes, first 10 sleeping rooms or fraction thereof	16.59	17.75
Over 10 sleeping rooms, each additional sleeping room	1.32	1.41
Laundry, first 1,000 sq. ft. of gross floor area or fraction thereof	36.01	38.53
Each additional 1,000 sq. ft. or fraction thereof	23.56	25.21
Market, first 1,000 sq. ft. of gross floor area or fraction thereof	9.06	9.69
Each additional 1,000 sq. ft. or fraction thereof	5.83	6.24
Mortuary, first 1,000 sq. ft. of gross floor area or fraction thereof	8.34	8.92
Each additional 1,000 sq. ft. or fraction thereof	3.71	3.97
Motel, first 10 sleeping rooms or fraction thereof	16.59	17.75
Each additional sleeping room over 10	1.32	1.41
Office Building, first 1,000 sq. ft. of gross floor area or fraction thereof	8.34	8.92
Each additional 1,000 sq. ft. or fraction thereof	2.82	3.02
Park (not municipal), for irrigation season, first 1,000 sq. ft. or fraction thereof	16.59	17.75
Each additional 1,000 sq. ft. or fraction thereof	1.32	1.41

II. WATER USE RATES, MONTHLY COMMERCIAL (Con't.)

Religious Worship, including the building used exclusively for religious worship and any other building used for religious activities, first 1,000 sq. ft. of gross floor area or fraction thereof	\$ 8.34	\$ 8.92
Each additional 1,000 sq. ft. or fraction thereof	1.53	1.64
School, first 100 pupils or fraction thereof	16.01	17.13
Each additional 100 pupils or fraction thereof	12.47	13.34
Service Station (no wash racks) -		
tap size to City Main: 3/4"	9.06	9.69
and Used Car lots: 1"	11.88	12.71
1-1/2"	19.41	20.77
2"	33.18	35.50
Store, first 1,000 sq. ft. of gross floor area or fraction thereof	8.34	8.92
Each additional 1,000 sq. ft. or fraction thereof	3.71	3.97
Theater, first 1,000 sq. ft. of gross floor area or fraction thereof	9.06	9.69
Each additional 1,000 sq. ft. or fraction thereof	5.83	6.24
Warehouse, first 1,000 sq. ft. of gross floor area or fraction thereof	8.34	8.92
Each additional 1,000 sq. ft. or fraction thereof	0.91	0.97
Minimum Rate: In no case shall a commercial flat rate be less than:	8.34	8.92

III. SPECIAL WATER USE RATES, MONTHLY

Air Conditioning System:

Monthly demand charge (system w/o water conservation devices) per ton of capacity for each month of the air conditioning season of 5 months. ~~\$ 5.53~~ \$ 5.92

For systems on flat-rate service the following charge will apply for each month during the air conditioning season, per ton of system capacity.

With Water Conservation Device	1.27	1.36	
Without Water Conservation Device	19.44		20.80

Evaporative coolers (commercial establishments - for units on flat-rate service the following charges will apply for each month during the air conditioning season, per 100 cubic feet/minute unit capacity.

With Water Conservation Device	0.73	0.78	
Without Water Conservation Device	1.99		2.13

Refrigeration Systems:

For systems on flat-rate service, the following charges will apply for each month during the year, per compressor horsepower.

With Water Conservation Device	1.35	1.45	
Without Water Conservation Device	12.71		13.60

Dining Facility (including restaurant, cafeteria, cafe, kitchen, bar) each 1,000 sq. ft. of gross floor area or fraction thereof	9.76		10.44
--	-----------------	--	-------

Gymnasium, each shower head		4.40	4.71
Hydraulically-operated elevator			
With Water Conservation Device		6.96	7.45
Without Water Conservation Device		38.76	41.47
Irrigation: Supplemental (commercial)			
0 - 13,000 sq. ft. (net irrigable area)		0	-0-
over 10,000 sq. ft. (net irrigable area), each additional 1,000 sq. ft.		1.32	1.41
Irrigation: Supplemental (domestic)			
0 - 13,000 sq. ft. (gross lot area)		0	-0-
over 13,000 sq. ft. (gross lot area), each additional 1,000 sq. ft.		1.32	1.41
Private Fire Protection			
Tap size to City main:	0 - 2"	5.53	5.92
	3"	8.34	8.92
	4"	11.07	11.85
	6"	16.59	17.75
	8"	22.13	23.68
	10"	27.66	29.60
	12"	33.18	35.50
Swimming Pool, non-residential (where pool is not principal function of said establishment).			
Under 300 cu. ft. fill & draw, per 100 cu. ft.		0	-0-
Over 300 cu. ft. fill & draw, per 100 cu. ft.		1.70	1.82
Under 300 cu. ft. per 100 cu. ft., filtered		0	-0-
Over 300 cu. ft. per 100 cu. ft., filtered		0.33	0.35

IV. MONTHLY METERED WATER USE, PER 100 CUBIC FEET

A. For irrigation of landscaping on parks which are owned and operated by the City of Sacramento, and which are open to the general public, provided that evidence of a turf audit is submitted to the Water Division once every three(3) years, or at such sooner time as may be required in any individual user's case by the Water Division:

Per 100 cubic feet \$ 0.2180

Metered service minimum charges and quantity allowance are the same as below.

B. For all other metered water services:

Quantity of water:

first 25,000 cu. ft.	\$ 0.3638 0.3893
next 50,000 cu. ft.	0.3103 0.3554
over 75,000 cu. ft.	0.2675 0.3269

For metered service minimum charges and quantity allowance are as follows:

<u>Metered Size</u>	<u>Quantity of water allowed without additional payment</u>		
5/8" x 3/4"	1,500 cu. ft.	5.53	5.92
3/4"	2,100 cu. ft.	7.73	8.27
1"	2,700 cu. ft.	9.76	10.44
1-1/2"	4,600 cu. ft.	16.59	17.75
2"	7,600 cu. ft.	27.66	29.60
3"	15,300 cu. ft.	55.34	59.21
4"	27,000 cu. ft.	96.87	103.65
6"	57,000 cu. ft.	193.61	207.16
8"	108,000 cu. ft.	345.81	370.02
10"	158,000 cu. ft.	484.14	518.03
12"	218,000 cu. ft.	691.53	739.94

V. INSTALLATION CHARGES - WATER

Nom.Dia	Streets and Alleys		Easements		Metered (add)	
1"	\$ 691.00	\$ 739.00	\$ 179.00	\$ 192.00	\$ 326.00	\$ 349.00
1-1/2"	743.00	795.00	257.00	275.00	488.00	522.00
2"	1,034.00	1,106.00	431.00	461.00	562.00	601.00
3"		N/A		N/A	1,034.00	1,106.00
4"	1,725.00	1,846.00	898.00	961.00	1,344.00	1,438.00
6"	1,887.00	2,019.00	1,160.00	1,241.00	2,069.00	2,214.00
8"	2,376.00	2,542.00	1,523.00	1,630.00	3,124.00	3,343.00
10"	2,809.00	3,006.00	1,895.00	2,028.00	4,809.00	5,146.00

VI. WATER SERVICE FEE

Restoration of service following discontinuance	\$ 60.50
Vacancy credit service fee	30.25

VII. WATER MAIN CONSTRUCTION CHARGE

Full Cost Recovery

When costs not recorded, charge per linear foot	4.00
---	------

VIII. WATER SYSTEM DEVELOPMENT FEE

Water Service or Meter Size, Inches:		\$	\$
3/4"		1,291.00	1,318.00
1"		1,613.00	1,647.00
1-1/4"		2,420.00	2,470.00
1-1/2"		3,227.00	3,294.00
2"		5,163.00	5,270.00
3"		9,680.00	9,881.00
4"		16,134.00	16,469.00
6"		32,268.00	32,938.00
8"		51,628.00	52,701.00
10"		74,215.00	75,758.00

Non-Residential

In addition to the above fee based on size, a fee of ~~\$ 2,689.00~~ \$2,746.00 per acre will be charged. Acreage is to be based on parcel size, not developed area.

IX. REPLACEMENT OF LOST OR DAMAGED WATER LOCK BOX

Water lock box removed	\$ 50.00
Water lock box removed and chain cut	75.00
Water lock box removed and lock missing	75.00
Water lock box, chain, and lock missing	100.00

X. FIRE HYDRANT USE FEE

Limited Day Use - Service Charge

1 - 10 days	\$ 20.00	\$ 21.00
11 - 30 days	50.00	54.00
31 - 60 days	100.00	107.00

Water Truck Use - Annual Fee

Truck Capacity -

1,000 gallons or less	100.00	107.00
2,000 gallons	200.00	214.00
3,000 gallons or more	300.00	321.00

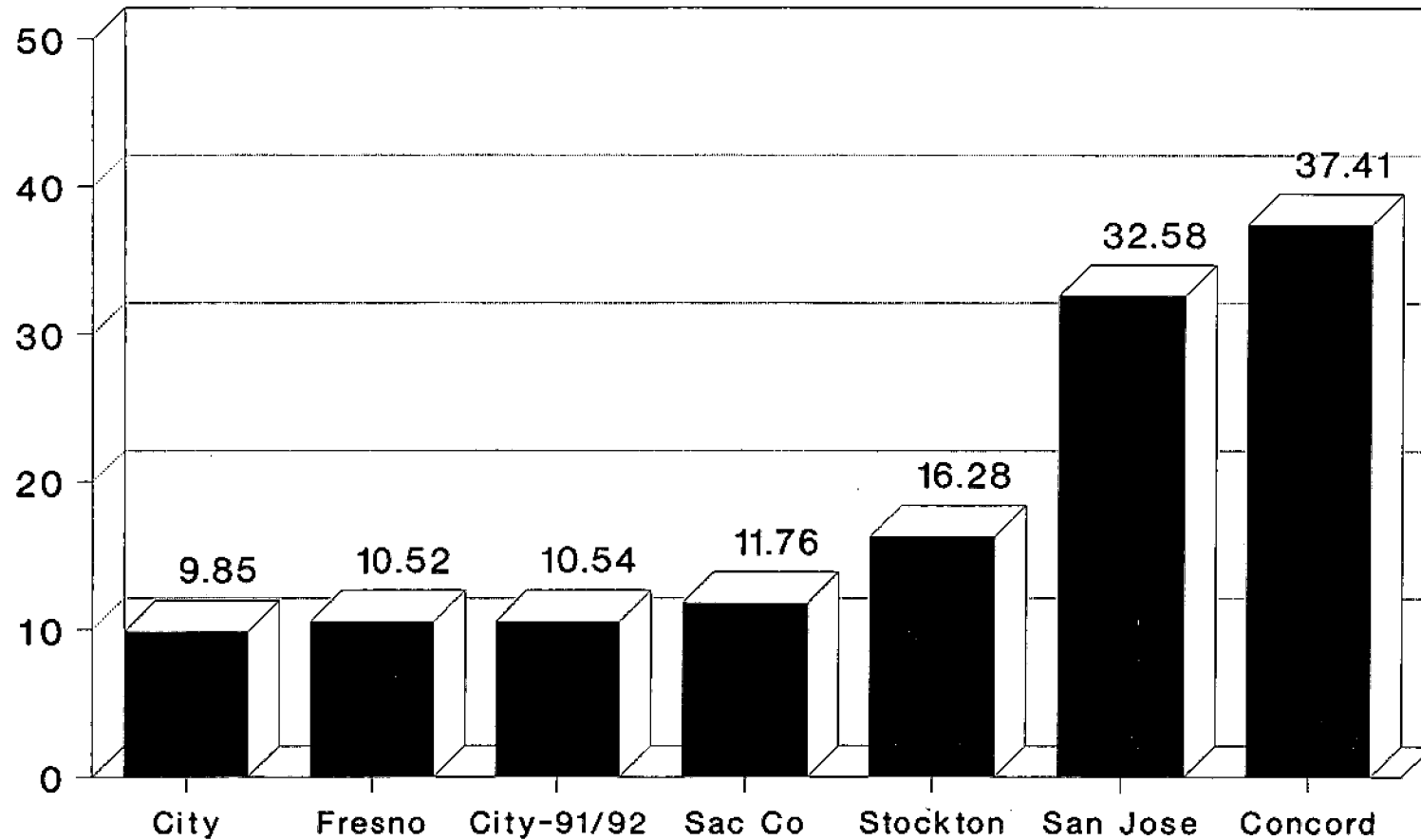
MAYOR

ATTEST:

CITY CLERK

WATER RATES COMPARISON

1990-91 Rates vs. City Proposed Rate



PRIORITIZED WATER RATE IMPACT ITEMS				
Item	Function	Program Amount	Rate Impact	Program Impact
Filter Media Replacement	Replaces lost media in plant filters	\$ 40,000	.17%	Less filter efficiency
Consultant Service Reduction	Allows for hiring of consultants	\$ 190,000	.83%	Greater dependence upon staff
Landscape Maintenance Srv Reduction	Funds contracted landscape maintenance	\$ 91,500	.40%	Decrease in aesthetic appearance of facilities
Cross-Connection Control Program	Pays City's contribution to County program	\$ 40,000	.17%	Greater reliance upon staff
Conferences/Seminars	Funds staff attendance at these functions	\$ 24,000	.11%	Loss of education & information opportunities
Water Conservation Program	Provides public education program	\$ 383,250	1.67%	Greatly decreased conservation program
Painting at Treatment Plants	Water facility maintenance	\$ 3,600	.02%	Delay building maintenance
Equipment Shed at Robia Res (Z0S3)	Constructs equipment shed	\$ 144,000	.63%	Lack of secure storage area
Pump replacement at SRWTP (ZPS1)	Replaces old raw water pump	\$ 261,000	1.14%	Continued use of inefficient pump
Emergency equipment	Provides generator, compressor, & Lighting	\$ 36,024	.16%	Lack of emergency equipment
Water Meter Retrofit (Z846)	Installs meters on commercial flat rate accts	\$ 250,000	1.09%	No retrofit program
Distribution Main Extensions (Z831)	Installs water main extensions	\$ 140,000	.61%	Decrease in these projects

RESOLUTION NO.

ADOPTED BY THE SACRAMENTO CITY COUNCIL

ON DATE OF _____

RESOLUTION OF FINDINGS ON INCREASED WATER SERVICE AND CONNECTION AND DEVELOPMENT FEES

WHEREAS, the City Council has held a public hearing on water service and connection and water development fees on May 22, 1991, at which staff made a presentation including a report and at which public testimony was heard and said City Council recommended adoption of an increased water service, connection, and development fee schedule, and

WHEREAS, the City Council on June 24, 1991 at a regular public council meeting, received the following information:

- (1) A staff report on the proposed increased water service connection and development fees;
- (2) Oral presentation by City staff;
- (3) Public testimony from interested parties.

NOW THEREFORE, based on this data and all information part of the public record on this matter, the City Council makes the following finding to comply with Government Code Section 210809 (b)8 to establish that the passing of the increased water service and connection and water development fees of even date herewith serves the following purposes.

- (1) The water fees will provide funds to meet operating expenses.
- (2) The water fees will permit the generation of necessary cash flow to finance maintenance of the system and meet financial reserves requirements.
- (3) The water fees will permit the purchase of necessary equipment for the water system.
- (4) The water fees are essential as a source of funds for capital projects necessary to maintain the water system.

NOW THEREFORE, based on this information and the public words, the Council of the City of Sacramento makes the specific finds contained herein as well as all other matters in the public records as its basis for the resolution establishing the fees passed of even date herewith.

MAYOR

ATTEST:

CITY CLERK

FOR CITY CLERK USE ONLY

RESOLUTION NO.: _____

DATE ADOPTED: _____

RESOLUTION NO.

ADOPTED BY THE SACRAMENTO CITY COUNCIL

ON DATE OF _____

RESOLUTION AMENDING THE CITY OF SACRAMENTO FEE AND CHARGE REPORT TO ESTABLISH WATER SERVICE CHARGES AND FEES PURSUANT TO SECTION 47.300 OF THE SACRAMENTO CITY CODE

BE IT RESOLVED BY THE COUNCIL OF THE CITY OF SACRAMENTO:

That the City of Sacramento Fee and Charge Report is hereby amended to include the following water service and connection fees and charges to take effect for charges for current services billed on or after July 1, 1991.

I. WATER USE RATES, MONTHLY DOMESTIC	UCIS RATE CODE	
Single Family residence:	100	
1 - 3 rooms		\$ 7.45
4 - 5 rooms		9.69
6 - 9 rooms		10.54
10 - 15 rooms		12.18
Over 15, each additional room		0.86
Multiple Family residence (for each family dwelling unit in a multiple family residence)	101	
1 - 3 rooms		5.71
4 - 5 rooms		7.32
6 - 7 rooms		8.92

FOR CITY CLERK USE ONLY

RESOLUTION NO.: _____

DATE ADOPTED: _____

8 - 9 rooms		10.54
10 - 15 rooms		12.18
Over 15, each additional room		0.86

Lot Irrigation, per Water Service Tap	102	14.85
---------------------------------------	-----	-------

II. WATER USE RATES, MONTHLY COMMERCIAL

Bakery, first 1,000 sq. ft. of gross floor area or fraction thereof	130	\$ 19.35
Each additional 1,000 sq. ft. or fraction thereof		12.71

Barber Shop or Beauty Parlor, first 1,000 sq. ft. of gross floor area or fraction thereof	131	9.69
Each additional 1,000 sq. ft. or fraction thereof		6.24

Bowling Alley, first 1,000 sq. ft. of gross floor area or fraction thereof	131	9.69
Each additional 1,000 sq. ft. or fraction thereof		6.24

Cemetery, for the irrigation season, first 1,000 sq. ft. or fraction thereof	132	17.75
Each additional 1,000 sq. ft. or fraction thereof		1.41

Dining Facilities, including restaurant, cafeteria, cafe, bar, first 1,000 sq. ft. of gross floor area or fraction thereof	133	19.27
Each additional 1,000 sq. ft. or fraction thereof		12.71

Drug Store, first 1,000 sq. ft. of gross floor area or fraction thereof	134	8.92
Each additional 1,000 sq. ft. or fraction thereof		3.97

Fire Hydrant Service Charge Wharf Hydrant	135	3.75
--	-----	------

FOR CITY CLERK USE ONLY

RESOLUTION NO.: _____

DATE ADOPTED: _____

Standard Hydrant	136	9.27
Furniture Store, first 1,000 sq. ft. of gross floor area or fraction thereof	137	8.92
Each additional 1,000 sq. ft. or fraction thereof		0.97
Garage, first 1,000 sq. ft. of gross floor area or fraction thereof	137	8.92
Each additional 1,000 sq. ft. or fraction thereof		0.97
Halls, including Lodge and Auditorium, first 1,000 sq. ft. of gross floor area or fraction thereof	134	\$ 8.92
Each additional 1,000 sq. ft. or fraction thereof		3.97
Hotel, Rest or Convalescent Homes, first 10 sleeping rooms or fraction thereof	138	17.75
Over 10 sleeping rooms, each additional sleeping room	138	1.41
Laundry, first 1,000 sq. ft. of gross floor area or fraction thereof	139	38.53
Each additional 1,000 sq. ft. or fraction thereof		25.21
Market, first 1,000 sq. ft. of gross floor area or fraction thereof	131	9.69
Each additional 1,000 sq. ft. or fraction thereof		6.24
Mortuary, first 1,000 sq. ft. of gross floor area or fraction thereof	134	8.92
Each additional 1,000 sq. ft. or fraction thereof		3.97
Motel, first 10 sleeping rooms or fraction thereof	138	17.75

FOR CITY CLERK USE ONLY

RESOLUTION NO.: _____

DATE ADOPTED: _____

Each additional sleeping room over 10		1.41
Office Building, first 1,000 sq. ft. of gross floor area or fraction thereof	140	8.92
Each additional 1,000 sq. ft. or fraction thereof		3.02
Park (not municipal), for irrigation season, first 1,000 sq. ft. or fraction thereof	132	17.75
Each additional 1,000 sq. ft. or fraction thereof		1.41
Religious Worship, including the building used exclusively for religious worship and any other building used for religious activities, first 1,000 sq. ft. of gross floor area or fraction thereof	141	\$ 8.92
Each additional 1,000 sq. ft. or fraction thereof		1.64
School, first 100 pupils or fraction thereof	142	17.13
Each additional 100 pupils or fraction thereof		13.34
Service Station (no wash racks) -		
tap size to City Main: 3/4"	143	9.69
and Used Car lots: 1"	144	12.71
1-1/2"	145	20.77
2"	146	35.50
Store, first 1,000 sq. ft. of gross floor area or fraction thereof	134	8.92
Each additional 1,000 sq. ft. or fraction thereof		3.97
Theater, first 1,000 sq. ft. of gross floor area or fraction thereof	131	9.69
Each additional 1,000 sq. ft. or fraction thereof		6.24

FOR CITY CLERK USE ONLY

RESOLUTION NO.: _____

DATE ADOPTED: _____

Warehouse, first 1,000 sq. ft. of gross floor area or fraction thereof	137	8.92
Each additional 1,000 sq. ft. or fraction thereof		0.97

Minimum Rate: In no case shall a commercial flat rate be less than: 8.92

III. SPECIAL WATER USE RATES, MONTHLY

Air Conditioning System:

Monthly demand charge (system w/o water conservation devices) per ton of capacity for each month of the air conditioning season of 5 months.	162	\$ 5.92
--	-----	---------

For systems on flat-rate service the following charge will apply for each month during the air conditioning season, per ton of system capacity.

With Water Conservation Device	163	1.36
Without Water Conservation Device	164	20.80

Evaporative coolers (commercial establishments - for units on flat-rate service the following charges will apply for each month during the air conditioning season, per 100 cubic feet/minute unit capacity.

With Water Conservation Device	165	0.78
Without Water Conservation Device	166	2.13

Refrigeration Systems:

For systems on flat-rate service, the following

FOR CITY CLERK USE ONLY

RESOLUTION NO.: _____

DATE ADOPTED: _____

charges will apply for each month during the year,
per compressor horsepower.

With Water Conservation Device		1.45
Without Water Conservation Device		13.60
Dining Facility (including restaurant, cafeteria, cafe, kitchen, bar) each 1,000 sq. ft. of gross floor area or fraction thereof	169	10.44
Gymnasium, each shower head	178	\$ 4.71
Hydraulically-operated elevator		
With Water Conservation Device	179	7.45
Without Water Conservation Device	180	41.47
Irrigation: Supplemental (commercial)	170	
0 - 13,000 sq. ft. (net irrigable area)		-0-
over 10,000 sq. ft. (net irrigable area), each additional 1,000 sq. ft.		1.41
Irrigation: Supplemental (domestic)	170	
0 - 13,000 sq. ft. (gross lot area)		-0-
over 13,000 sq. ft. (gross lot area), each additional 1,000 sq. ft.		1.41
Private Fire Protection		
Tap size to City main: 0 - 2"	171	5.92
3"	172	8.92
4"	173	11.85
6"	174	17.75
8"	175	23.68

FOR CITY CLERK USE ONLY

RESOLUTION NO.: _____

DATE ADOPTED: _____

10"	176	29.60
12"	177	35.50

Swimming Pool, non-residential (where pool is not principal function of said establishment).

Under 300 cu. ft. fill & draw, per 100 cu. ft.	168	-0-
Over 300 cu. ft. fill & draw, per 100 cu. ft.		1.82
Under 300 cu. ft. per 100 cu. ft., filtered	167	-0-
Over 300 cu. ft. per 100 cu. ft., filtered		0.35

IV. MONTHLY METERED WATER USE, PER 100 CUBIC FEET

- A. For irrigation of landscaping on parks which are owned and operated by the City of Sacramento, and which are open to the general public, provided that evidence of a turf audit is submitted to the Water Division once every three (3) years, or at such sooner time as may be required in any individual user's case by the Water Division:

Per 100 cubic feet \$.2180

For metered service minimum charges and quantity allowance are the same as below.

- B. For all other metered water services:

Quantity of water:

first 25,000 cu. ft.	\$ 0.3893
next 50,000 cu. ft.	0.3554
over 75,000 cu. ft.	0.3269

FOR CITY CLERK USE ONLY

RESOLUTION NO.: _____

DATE ADOPTED: _____

For metered service minimum charges and quantity allowance are as follows:

<u>Metered Size</u>	<u>Quantity of water allowed without additional payment</u>		
5/8" x 3/4"	1,500 cu. ft.	150	5.92
3/4"	2,100 cu. ft.	151	8.27
1"	2,700 cu. ft.	152	10.44
1-1/2"	4,600 cu. ft.	153	17.75
2"	7,600 cu. ft.	154	29.60
3"	15,300 cu. ft.	155	59.21
4"	27,000 cu. ft.	156	103.65
6"	57,000 cu. ft.	157	207.16
8"	108,000 cu. ft.	158	370.02
10"	158,000 cu. ft.	159	518.03
12"	218,000 cu. ft.	160	739.94

V. INSTALLATION CHARGES - WATER

<u>Nom.Dia</u>	<u>Streets and Alleys</u>	<u>Easements</u>	<u>Metered (add)</u>
1"	\$ 739.00	\$ 192.00	\$ 349.00
1-1/2"	795.00	275.00	522.00
2"	1,106.00	461.00	601.00
3"	N/A	N/A	1,106.00
4"	1,846.00	961.00	1,438.00
6"	2,019.00	1,241.00	2,214.00
8"	2,542.00	1,630.00	3,343.00
10"	3,006.00	2,028.00	5,146.00

VI. WATER SERVICE FEE

Restoration of service following discontinuance \$ 60.50

FOR CITY CLERK USE ONLY

RESOLUTION NO.: _____

DATE ADOPTED: _____

Vacancy credit service fee 30.25

VII. WATER MAIN CONSTRUCTION CHARGE Full Cost Recovery

When costs not recorded, charge per linear foot 4.00

VIII. WATER SYSTEM DEVELOPMENT FEE

Water Service or Meter Size, Inches:	3/4"	\$ 1,318.00
	1"	1,647.00
	1-1/4"	2,470.00
	1-1/2"	3,294.00
	2"	5,270.00
	3"	9,881.00
	4"	16,469.00
	6"	32,938.00
	8"	52,701.00
	10"	75,758.00

Non-Residential

In addition to the above fee based on size, a fee of \$2,746.00 per acre will be charged. Acreage is to be based on parcel size, not developed area.

IX. REPLACEMENT OF LOST OR DAMAGED WATER LOCK BOX

Water lock box removed	\$ 50.00
Water lock box removed and chain cut	75.00
Water lock box removed and lock missing	75.00
Water lock box, chain, and lock missing	100.00

X. FIRE HYDRANT USE FEE

Limited Day Use - Service Charge

1 - 10 days \$ 21.00

FOR CITY CLERK USE ONLY

RESOLUTION NO.: _____

DATE ADOPTED: _____

11 - 30 days	54.00
31 - 60 days	107.00

Water Truck Use - Annual Fee

Truck Capacity -

1,000 gallons or less	107.00
2,000 gallons	214.00
3,000 gallons or more	321.00

MAYOR

ATTEST:

CITY CLERK

FOR CITY CLERK USE ONLY

RESOLUTION NO.: _____

DATE ADOPTED: _____