

CITY OF SACRAMENTO
1231 I Street, Sacramento, CA 95814

Permit No: 0603288
Insp Area: 4
Thos Bros: 277-A2

Site Address: 3774 NATURITA WY SAC
Parcel No: NOTTINGHAM VILLAGE@ MACHADO LOT 30

Sub-Type: NSFR
Housing (Y/N): N

CONTRACTOR
BEAZER HOMES HOLDING CORP.
3721 DOUGLAS BLVD. STE 100
ROSEVILLE, CA. 95661

OWNER

ARCHITECT

Nature of Work: MP 1317 2 STORY 6 ROOM SFR

CONSTRUCTION LENDING AGENCY : I hereby affirm under penalty of perjury that there is a construction lending agency for the performance of the work for which this permit is issued (Sec. 3097, Civ. C).

Lender's Name _____ Lender's Address _____

LICENSED CONTRACTORS DECLARATION: I hereby affirm under penalty of perjury that I am licensed under provisions of Chapter 9 (commencing with section 7000) of Division 3 of the Business and Professions Code and my license is in full force and effect.

License Class B License Number 818129 Date 3/21/06 Contractor Signature N. Collins

OWNER-BUILDER DECLARATION: I hereby affirm under penalty of perjury that I am exempt from the contractors License Law for the following reason (Sec. 7031.5, Business and Professions Code; any city or county which requires a permit to construct, alter, improve, demolish, or repair any structure, prior to its issuance, also requires the applicant for such permit to file a signed statement that he or she is licensed pursuant to the provisions of the Contractors License Law (Chapter 9 (commencing with Section 7000) of Division 8 of the Business and Professions Code) or that he or she is exempt therefrom and the basis for the alleged exemption. Any violation of Section 7031.5 by any applicant for a permit subjects the applicant to a civil penalty of not more than five hundred dollars (\$500.00);

I, as a owner of the property, or my employees with wages as their sole compensation, will do the work, and the structure is not intended or offered for sale (Sec. 7044, Business and Professional Code: The Contractors License Law does not apply to an owner of property who builds or improves thereon, and who does such work himself or herself or through his/her own employees, provided that such improvements are not intended or offered for sale. If, however, the building or improvement is sold within one year of completion, the owner-builder will have the burden of proving that he/she did not build or improve for the purpose of sale.)

I, as owner of the property, am exclusively contracting with licensed contractors to construct the project (Sec. 7044, Business and Professions Code: The Contractors License Law does not apply to an owner of property who builds or improves thereon, and who contracts with licensed contractor(s) licensed pursuant to the Contractors License Law).

I am exempt under Sec. _____ B & PC for this reason: _____
Date _____ Owner Signature _____

CITY OF SACRAMENTO
PAID
MAR 21 2006
NEIGHBORHOODS PLANNING AND DEVELOPMENT SERVICES

IN ISSUING THIS BUILDING PERMIT, the applicant represents, and the city relies on the representation of the applicant that the applicant verified all measurements and locations shown on the application or accompanying drawings and that the improvement to be constructed does not violate any law or private agreement relating to permissible or prohibited locations for such improvements. This building permit does not authorize any illegal location of any improvement or the violation of any private agreement relating to location of improvements.

I certify that I have read this application and state that all information is correct. I agree to comply with all city and county ordinances and state laws relating to building construction and hereby authorize representative(s) of this city to enter upon the abovementioned property for inspection purposes.

Date 3/21/06 Applicant/Agent Signature N. Collins

WORKER'S COMPENSATION DECLARATION: I hereby affirm under penalty of perjury one of the following declarations:
I have and will maintain a certificate of consent to self-insure for workers' compensation as provided for by Section 3700 of the Labor Code, for the performance of work for which the permit is issued.

I have and will maintain workers' compensation insurance, as required by Section 3700 of the Labor Code, for the performance of the work for which this permit is issued. My workers' compensation insurance carrier and policy number are:

Carrier LIBERTY MUTUAL INS. CO. Policy Number WA265D004147083 Exp Date 04/01/2006

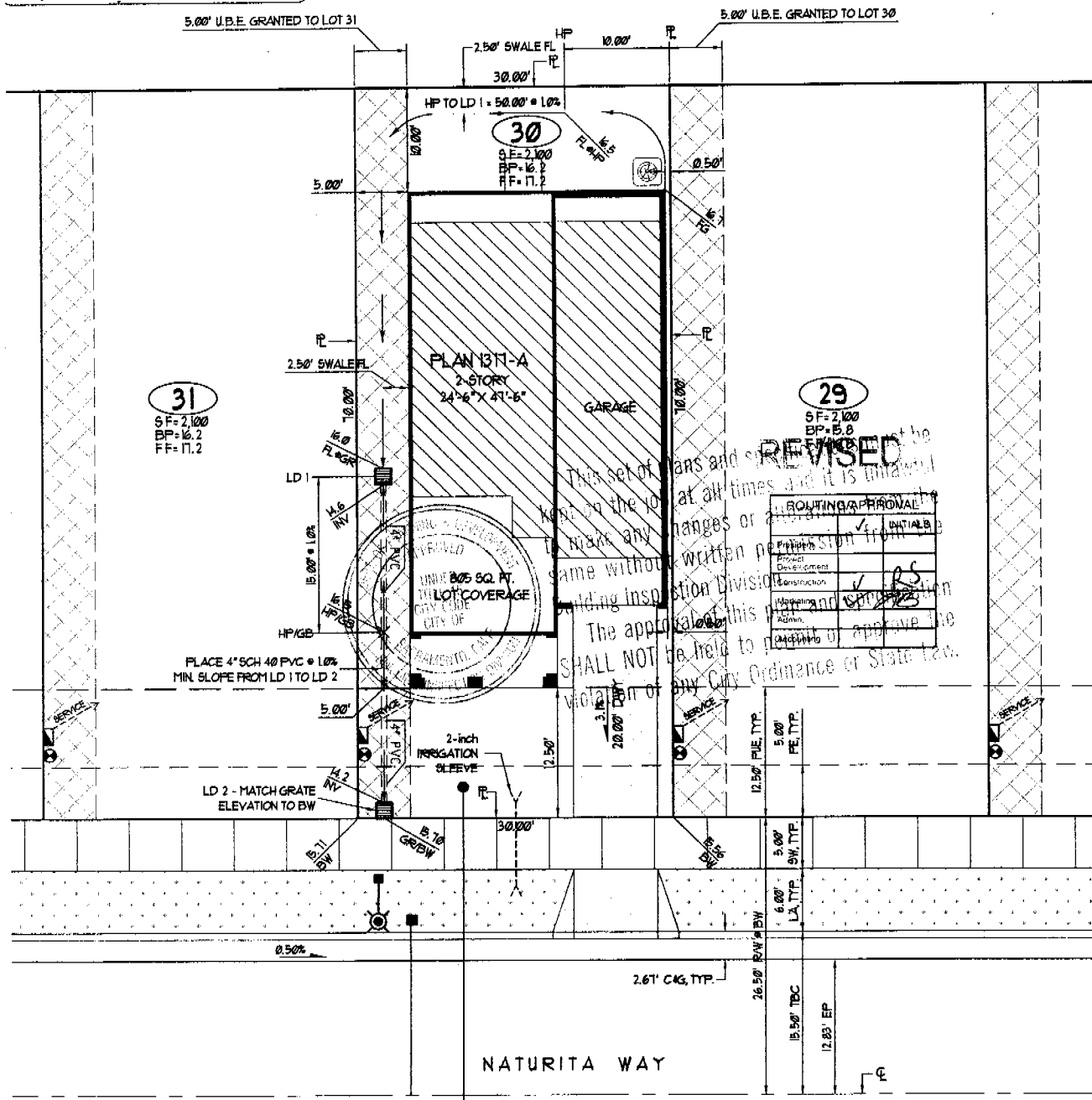
(This section need not be completed if the permit is for \$100 or less) I certify that in the performance of the work for which this permit is issued, I shall not employ any person in any manner so as to become subject to the workers' compensation laws of California and agree that if I should become subject to the workers' compensation provisions of Section 3700 of the Labor Code, I shall forthwith comply with those provisions.

Date 3/21/06 Applicant Signature N. Collins

WARNING: FAILURE TO SECURE WORKER'S COMPENSATION COVERAGE IS UNLAWFUL AND SHALL SUBJECT AN EMPLOYER TO CRIMINAL PENALTIES AND CIVIL FINES UP TO ONE HUNDRED THOUSAND DOLLARS (\$100,000) IN ADDITION TO THE COST OF COMPENSATION, DAMAGES AS PROVIDED FOR IN SECTION 3706 OF THE LABOR CODE, INTEREST AND ATTORNEY'S FEE.

THIS PERMIT SHALL EXPIRE BY LIMITATION IF WORK IS NOT COMMENCED WITHIN 180 DAYS.

NOTE: Invert elevation of landscape drain pipe may vary due to construction methods & materials used.



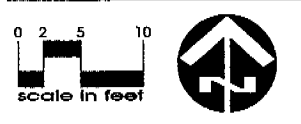
REVISÉ
 This set of plans and specifications shall not be held to any City Ordinance or State law. The approval of this plan and specifications shall not be held to any City Ordinance or State law.

ROUTING APPROVAL		DATE
Project Development	✓	
Construction	✓	
Marketing and Sales	✓	
Admin.	✓	

Fire protection shall not be required where building is located at a minimum of 3'-3" from property line per CBC 503.2 & Table 5-A

plot plan

THIS PLOT PLAN IS FOR THE PURPOSE OF SHOWING THE HOUSE TO BE CONSTRUCTED ON THE LOT AND MAY NOT REPRESENT THE FINAL AS-BUILT CONFIGURATION OF THE PROPERTY OR IMPROVEMENTS THEREON. THE ACCURACY OF THIS PLOT PLAN IS NOT GUARANTEED, NOR IS IT A PART OF ANY POLICY, REPORT OR GUARANTEE TO WHICH IT MAY BE ATTACHED. ACTUAL DIMENSIONS, OTHER THAN MINIMUM ORDINANCE, MAY CHANGE OR VARY WITHOUT PRIOR NOTICE, DUE TO ACTUAL SITE CONDITIONS.



ALL ERRORS, OMISSIONS OR CONFLICTS BETWEEN THE VARIOUS ELEMENTS OF THIS PLOT PLAN SHALL BE IMMEDIATELY BROUGHT TO THE ATTENTION OF BEAZER HOMES FOR CORRECTION OR CLARIFICATION. IF NOTIFICATION IS NOT MADE AND WORK IS CONTINUED, RESPONSIBILITY FOR ANY FUTURE PROBLEMS CREATED WILL BE BORNE BY THE CONTRACTOR OR SUB-CONTRACTOR INVOLVED.

symbols legend

	CUT OR FILL SLOPE BANK (2:1 MAXIMUM, U.O.N.)		STREET LIGHT
	SPOT ELEVATION / LOCATION		GAS SERVICE
	DRAINAGE SWALE		CATCH BASIN / DROP INLET
	FIRE HYDRANT		ELECTRIC SERVICE
	WATER SERVICE		AIR CONDITIONING CONDENSER UNIT
	SEWER SERVICE		PAD-MOUNTED TRANSFORMER

use and benefit easement
 USE & BENEFIT EASEMENT (U.B.E.) IS A GRANT TO THE ADJACENT LOT FOR INGRESS/EGRESS FOR THE PURPOSE OF REPAIR, MAINTENANCE, DRAINAGE, AND IMPROVEMENT OF ANY OF THE LOTS THAT ARE CONTIGUOUS TO THE EASEMENT AREA. NO STRUCTURE AND/OR OTHER PERMANENT IMPROVEMENT OF ANY NATURE SHALL BE PLACED, MAINTAINED OR PERMITTED TO REMAIN ON OR WITHIN THE EASEMENT AREA.

abbreviations

BP BUILDING PAD	FF FINISHED FLOOR	INV PIPE INVERT	PE POSTAL EASEMENT
BW BACK OF WALK	FG FINISHED GRADE	L CURVE LENGTH	PUE PUBLIC UTILITIES EASEMENT
E STREET CENTERLINE	FL FLOW LINE	LA LANDSCAPE AREA	R/W RIGHT OF WAY
C&G CURB AND GUTTER	GB GRADE BREAK	LD LANDSCAPE DRAIN	R RADIAL / RADIUS
D/WY DRIVEWAY	GR DRAIN GRATE	LF LINEAR FEET	SW SIDEWALK
EP EDGE OF PAVEMENT	HP HIGH POINT	PL PROPERTY LINE	TBC TOP BACK OF CURB

- notes**
- RIGHT OF WAYS, LOTS, EASEMENTS AND CENTERLINE SHOWN AS PER THE FINAL MAP OF MACHADO SUBDIVISION NO. P04-114, PREPARED BY TRO ENGINEERS, INC.
 - GRADINGS & UTILITIES SHOWN AS PER THE IMPROVEMENT PLANS FOR MACHADO SUBDIVISION, A.P.N. 225-050-023, W/D/D NO. 5034C332558, PREPARED BY TRO ENGINEERS, INC.
 - LOT DRAINAGE SHOWN BASED UPON LOT GRADING PLAN DETAIL, GRADING PLAN SHEET C3 OF THE CIVIL IMPROVEMENT PLANS, PREPARED BY TRO ENGINEERS, INC., LAST DATED 3/18/05 (DELTA REVISION A).
 - POSITIVE SURFACE DRAINAGE FROM REAR YARD TO FRONT OF LOT SHALL BE ASSURED.
 - ELECTRIC AND GAS SHOWN IN PROPOSED LOCATIONS AS PER MACHADO SUBDIVISION JOINT TRENCH COMPOSITE PLAN PREPARED BY LUPTON EXCAVATION, INC., DATED 8/11/05.



Nottingham Village

homesite 30

Naturita Way

ASSESSOR'S PARCEL NO.:
 MACHADO SUBDIVISION
 CITY OF SACRAMENTO, CALIFORNIA

1317	RIGHT	A	1011
plan no.	gar.	elev.	color
2100	805	38%	
lot sq. ft.	footprint sq. ft.	lot cvrg.	
6	BCB	2/22/06	10:1
phase	drawn by	revision	scale



INSULATION CONTRACTORS ASSOCIATION OF AMERICA

INSULATION CERTIFICATE

Permit 0603288

1321 DUKE STREET, SUITE 303 • ALEXANDRIA, VA 22314 • (703) 739-0356

THIS IS TO CERTIFY THAT INSULATION HAS BEEN INSTALLED IN CONFORMANCE WITH CURRENT ENERGY REGULATIONS, CALIFORNIA ADMINISTRATIVE CODE, TITLE 24, STATE OF CALIFORNIA, IN THE BUILDING LOCATED AT:

Beazer LOT # 30 TRACT # Nottingham
STREET 3774 Naturita Wy CITY Natomas

EXTERIOR WALLS:

MANUFACTURER f/g THICKNESS/TYPE R- VALUE 13/19

CEILINGS:

BATTS: MANUFACTURER f/g THICKNESS/TYPE R- VALUE
BLOWN IN: CT MINIMUM 12 R- VALUE 30
MANUFACTURER CT THICKNESS R- VALUE

SQUARE FOOTAGE COVERED NUMBER OF BAGS USED 15

FLOORS: MANUFACTURER THICKNESS/TYPE R- VALUE

SLAB ON GRADE: MANUFACTURER THICKNESS/TYPE R- VALUE

WIDTH OF INSULATION INCHES

FOUNDATION WALLS: MANUFACTURER THICKNESS/TYPE R- VALUE

GENERAL CONTRACTOR CALIFORNIA CONTRACTORS LICENSE # DATE

SIGNATURE TITLE

INSULATION CONTRACTOR ALCAL ARCADE CONTRACTING
CALIFORNIA CONTRACTORS LICENSE #815286
NEVADA CONTRACTORS LICENSE #0055201 DATE 7/27/06

SIGNATURE TITLE

PERMIT 0603258
3774 NATAVILLA WAY

OMEGA PRODUCTS INTERNATIONAL, INC.
DIAMOND WALL INSULATING STUCCO SYSTEM
ICBO Report # 4004

Builder: **BEAZER HOMES**
Project Name: **NOTTINGHAM @ MACHADO**

Lot Numbers: 30 Date of Job Completion: July 16, 2006

PLASTERING CONTRACTOR:

Name: STUCCO WORKS, INC.


Address: 5900 WAREHOUSE WAY - SACRAMENTO, CALIFORNIA 95826

Telephone No: (916) 383-6667

Contractor Number of Diamond Wall System: 2175

This is to certify that the exterior coating system on the building exterior at the above address has been installed in accordance with the evaluation report specified above and the manufacturer's Inspections.

July 24, 2006
Date


Signature of authorized representative of Plastering Contractor

This installation card must be presented to the building inspector after completion of work and before final inspection.

INSTALLATION CERTIFICATE

CF-6R

Beazer Homes - Nottingham

3774 NATHAN

0603288

Site Address

Permit Number

An installation certificate is required to be posted at the building site or made available for all appropriate inspections. (The information provided on this form is required; however, use of this form to provide the information is optional.) After completion of final inspection a copy must be provided to the building department (upon request) and the building owner at occupancy, per Section 10-103(b).

HVAC SYSTEMS:

Heating Equipment

Table with columns: Equip. Type (pkg. Heat pump), CEC Certified Mfr name and Model #, # of Identical Systems, (1) Efficiency (AFUE, etc.) > CF-IR value, Duct Location (attic, etc.), Duct or Piping R-value, Heating Load (Btu/hr), Heating Capacity (Btu/hr), and Plan reference.

Cooling Equipment

Table with columns: Equip. Type (pkg. Heat pump), CEC Certified Compressor Unit Mfr Name and Model #, # of Identical Systems, (1) Efficiency (SEER, etc.) > CF-IR value, Duct Location (attic, etc.), Duct R-value, Cooling Load (Btu/hr), Cooling Capacity (Btu/hr), and Plan reference.

* = TXV valve installed as part of the coil

(1) > reads greater than or equal to.

I, the undersigned, verify that equipment listed above is: 1) the actual equipment installed, 2) equivalent to or more efficient than that specified in the certificate of compliance (Form CF-1R) submitted for compliance with the Energy Efficiency Standards for residential buildings, and 3) equipment that meets or exceeds the appropriate requirements for manufactured devices (from the Appliance Efficiency Regulations or Part 6), where applicable.

Handwritten signature and date: 9-6-05

BEUTLER CORPORATION

Installing Subcontractor (Co. Name)

OR General Contractor (Co. Name) OR Owner

WATER HEATING SYSTEMS:

Table with columns: Heater Type, CEC Certified Mfr Name & Model #, Distribution Type (Std, point of use), IF Recirculation Control Type, # of Identical Systems, (2) Rated Input (kW or Btu/hr), Tank Volume (gallons), (2) Efficiency (EF, RE), (2) Standby Loss (%), External Insulation R-value.

- (2) For small gas storage (rated input of less than or equal to 75,000 Btu/hr), electric resistance and heat pump water heaters, list Energy Factor. For large gas storage water heaters (rated input of greater than 75,000 Btu/hr), list Recovery Efficiency, Standby Loss and Rated Input. For instantaneous gas water heaters, list Recovery efficiency and Rated Input.
(3) R-12 external insulation is mandatory for storage water heaters with an energy factor of less than 0.58.

Facets & Shower Heads:

All facets and showerheads installed are certified to the Commission, pursuant to Title 24, Part 6, Section 111.

I, the undersigned, verify that equipment listed above my signature is: 1) the actual equipment installed; 2) equivalent to or more efficient than that specified in the certificate of compliance (Form CF-1R) submitted for compliance with the Energy Efficiency Standards for residential buildings; and 3) equipment that meets or exceeds the appropriate requirements for manufactured devices (from the Appliance Efficiency Regulations or Part 6), where applicable.

Signature, Date: _____ Installing Subcontractor (Co. Name) OR General Contractor (Co. Name) OR Owner

COPY TO: Building Department; HERS Provider (if applicable); Building Owner at Occupancy

INSTALLATION CERTIFICATE

(page 1 of 4)

CF-6R

BEAZER HOMES
Site Address

3774 N. ARLINGDALE 0603288 NOTTINGHAM
Permit Number

An installation certificate is required to be posted at the building site or made available for all appropriate inspections. (The information provided on this form is required; however, use of this form to provide the information is optional.) After completion of final inspection, a copy must be provided to the building department (upon request) and the building owner at occupancy, per Section 10-103(b).

HVAC SYSTEMS:

Plans - 4 and 5

Heating Equipment

Equip. Type (pkg. heat pump)	CEC Certified Mfr Name and Model Number	# of Identical Systems	Efficiency (AFUE, etc.) ¹ (≥CF-1R value)	Duct Location (attic, etc.)	Duct or Piping R-value	Heating Load (Btu/hr)	Heating Capacity (Btu/hr)

Cooling Equipment

Equip. Type (pkg. heat pump)	CEC Certified Compressor Unit Mfr Name and Model Number	# of Identical Systems	Efficiency (SEER, etc.) ¹ (≥CF-1R value)	Duct Location (attic, etc.)	Duct R-value	Cooling Load (Btu/hr)	Cooling Capacity (Btu/hr)

1. ≥ reads greater than or equal to.

I, the undersigned, verify that equipment listed above is: 1) is the actual equipment installed, 2) equivalent to or more efficient than that specified in the certificate of compliance (Form CF-1R) submitted for compliance with the *Energy Efficiency Standards* for residential buildings, and 3) equipment that meets or exceeds the appropriate requirements for manufactured devices (from the *Appliance Efficiency Regulations* or Part 6), where applicable.

Signature, Date

Installing Subcontractor (Co. Name)

OR General Contractor (Co. Name) OR Owner

WATER HEATING SYSTEMS:

Heater Type	CEC Certified Mfr Name & Model Number	Distribution Type (Std. Point-of-Use)	If Recirculation Control Type	# of Identical Systems	Rated ¹ Input (kW or Btu/hr)	Tank Volume (gallons)	Efficiency ¹ (EF, P.E)	Standby ¹ Loss (%)	External Insulation R-value
GAS	A.O. Smith GDVS-40	Direct Vent	N/A	1	36,000	40	.59	N/A	R-16

2. For small gas storage (rated input of less than or equal to 75,000 Btu/hr), electric resistance and heat pump water heaters, list Energy Factor. For large gas storage water heaters (rated input of greater than 75,000 Btu/hr), list Recovery Efficiency, Standby Loss and Rated Input. For instantaneous gas water heaters, list Recovery Efficiency and Rated Input.

Faucets & Shower Heads:

All faucets and showerheads installed are certified to the Commission, pursuant to Title 24, Part 6, Subchapter 2, Section 111.

I, the undersigned, verify that equipment listed above my signature: 1) is the actual equipment installed; 2) is equivalent to or more efficient than that specified in the certificate of compliance (Form CF-1R) submitted for compliance with the *Energy Efficiency Standards* for residential buildings; and 3) the equipment meets or exceeds the appropriate requirements for manufactured devices (from the *Appliance Efficiency Regulations* or Part 6), where applicable.

Tom Clavel 6/20/06
Signature, Date

J.P. Pierce Plumbing Co.
Installing Subcontractor (Co. Name) OR
General Contractor (Co. Name) OR Owner

COPY TO: Building Department
Building Owner at Occupancy

MONA

INSTALLATION CERTIFICATE 3774 NATURITA Way (Page 2 of 12) CF-6R

Site Address: NOTTINGHAM VILLAGE SACRAMENTO CA BEAZER Permitt Number: 0603288

An installation certificate is required to be posted at the building site or made available for all appropriate inspections. (The information provided on this form is required) After completion of final inspection, a copy must be provided to the building department (upon request) and the building owner at occupancy, per Section 10-103(a).

FENESTRATION/GLAZING:

Item	Manufacturer/Brand Name (GROUP LIKE PRODUCTS)	Product U-factor ¹ (% CF-1R value) ²	Product SHGC ¹ (% CF-1R value) ²	# of Panels	Total Quantity of Like Product (Optional)	Area Square Feet	Exterior Shading Device or Overhang	Comments/Location/Special Features
1.	XO w/GARD	.35	.29					
2.	XO NO GARD	.35	.32					
3.	SH w/GARD	.35	.29					
4.	SH NO GARD	.35	.32					
5.	PW w/GARD	.34	.31					
6.	PW NO GARD	.34	.35					
7.	PARTIAL DOOR	.35	.34					
8.								
9.								
10.								
11.								
12.								
13.								
14.								
15.								

- ¹ Use values from a fenestration product's NFRC label. For fenestration products without an NFRC label, use the default values from Section 116 of the Energy Efficiency Standards.
- ² Installed U-factor must be less than or equal to values from CF-1R. Installed SHGC must be less than or equal to values from CF-1R, or a shading device (exterior or overhang) is installed as specified on the CF-1R. Alternatively, installed weighted average U-factors for the total fenestration area are less than or equal to values from CF-1R. If using default table SHGC values from §116 identify whether tinted or not.

I, the undersigned, verify that the fenestration/glazing listed above my signature: 1) is the actual fenestration product installed; 2) is equivalent to or has a lower U-factor and lower SHGC than that specified in the certificate of compliance (Form CF-1R) submitted for compliance with the *Energy Efficiency Standards* for residential buildings; and 3) the product meets or exceeds the appropriate requirements for manufactured devices (from Part 6), where applicable.

Item #s (if applicable) 1-7	Signature <i>Dennis M. ...</i>	Date 6/16/06	Installing Subcontractor (Co. Name) OR General Contractor (Co. Name) OR Owner OR Window Distributor ALSIDE
Item #s (if applicable)	Signature	Date	Installing Subcontractor (Co. Name) OR General Contractor (Co. Name) OR Owner OR Window Distributor
Item #s (if applicable)	Signature	Date	Installing Subcontractor (Co. Name) OR General Contractor (Co. Name) OR Owner OR Window Distributor

Copies to: Building Department, HERS Rater (if applicable) Building Owner at Occupancy



Job # 1001621

Permit # 0603288

CF-6R

Installation Certificate

4700 Lang Avenue • McClellan, CA 95652
916.646.2222 • Contractor Lic. #162634

3774 Naturita way
Site Address Sacramento, CA 95854

Beutler Homes California
Nottingham@Machado PH6

Permit Number

Let # 30

INSTALLER COMPLIANCE STATEMENT FOR DUCT LEAKAGE

Copies to: Builder, HERS Rater, Building Owner at Occupancy and Building Department

INSTALLER COMPLIANCE STATEMENT

The building was: Tested at Final Tested at Rough-in

INSTALLER VISUAL INSPECTION AT FINAL CONSTRUCTION STAGE:

- Remove at least one supply and one return register, and verify that the spaces between the register boot and the interior finishing wall are properly sealed.
- If the house rough-in duct leakage test was conducted without an air handler installed, inspect the connection points between the air handler and the supply and return plenums to verify that the connection points are properly sealed.
- Inspect all joints to ensure that no cloth backed rubber adhesive duct tape is used

DUCT LEAKAGE REDUCTION

Procedures for field verification and diagnostic testing of air distribution systems are available in RACM, Appendix RC4.3

NEW CONSTRUCTION:

		Measured Values	
	Duct Pressurization Test Results (CFM @ 25 Pa)		
1	Enter Tested Leakage Flow in CFM:	59 CFM	
2	Fan Flow: Calculated (Nominal: <input type="checkbox"/> Cooling <input type="checkbox"/> Heating) or <input checked="" type="checkbox"/> Measured If Fan Flow is Calculated as 400 cfm/ton x number of tons or as 21.7 cfm/(kBtu/hr) x Heating Capacity in Thousands of Btu/hr, enter total calculated or measured fan flow in CFM here:	998 FAN	<input checked="" type="checkbox"/> <input checked="" type="checkbox"/>
3	Pass if Leakage Percentage \leq 6% for Final or \leq 4% at Rough-in: [100 x [(Line # 1) / (Line # 2)]]	5.9%	<input checked="" type="checkbox"/> Pass <input type="checkbox"/> Fail

ALTERATIONS: Duct System and/or HVAC Equipment Change-Out

4	Enter Tested Leakage Flow in CFM from Pre-Test of Existing Duct System Prior to Duct System Alteration and/or Equipment Change-Out.		
5	Enter Tested Leakage Flow in CFM from Final Test of New Duct System or Altered Duct System for Duct System Alteration and/or Equipment Change-Out.		
6	Enter Reduction in Leakage for Altered Duct System [(Line # 4) Minus (Line # 5)] - (Only if Applicable)		<input checked="" type="checkbox"/> <input checked="" type="checkbox"/>
7	Enter Tested Leakage Flow in CFM to Outside (Only if Applicable)		
8	Entire New Duct System - Pass if Leakage Percentage \leq 6% for Final or \leq 4% at Rough-in [100 x [(Line # 5) / Line # 2)]]		<input type="checkbox"/> Pass <input type="checkbox"/> Fail

TEST OR VERIFICATION STANDARDS: For Altered Duct System and/or HVAC Equipment Change-Out

Use one of the following four Test or Verification Standards for compliance:

9	Pass if Leakage Percentage \leq 15% [100 x [(Line # 5) / (Line #)]]	<input type="checkbox"/> Pass <input type="checkbox"/> Fail
10	Pass if Leakage to Outside Percentage \leq 10% [100 x [(Line # 7) / (Line # 2)]]	<input type="checkbox"/> Pass <input type="checkbox"/> Fail
11	Pass if Leakage Reduction Percentage \geq 60% [100 x [(Line # 6) / (Line # 4)]]	<input type="checkbox"/> Pass <input type="checkbox"/> Fail
12	Pass if Sealing of all Accessible Leaks and Verification by Smoke Test and Visual Inspection	<input type="checkbox"/> Pass <input type="checkbox"/> Fail

I, the undersigned, verify that the above diagnostic test results were performed in conformance with the requirements for compliance credit. I, the undersigned, also certify that the newly installed or retrofit Air-Distribution System Ducts, Plenums and Fans comply with Mandatory requirements specified in Section 150 (m) of the 2005 Building Energy Efficiency Standards

Signature

Date

8/29/06

Installing Subcontractor (Co. Name) or
General Contractor (Co. Name)

Beutler

Nottingham
 Project Title: 3774 Naturita Way, Suite, Ca
 Project Address: Lot # 30, 95834
 Date: 8/29/06
 Builder Name: Brazer
 Builder Contact: Josh McConnell, Telephone: 916 847 6574
 Plan Number: 1317
 HERS Rater: Jm, Telephone: 916 847 6574
 Sample Group Number:
 Certifying Signature: [Signature], Date: 8/29/06
 Sample House Number:
 Firm: ACS, HERS Provider:
 Street Address: 9524 Mosquito rd, City/State/Zip: Placerville, Ca 95667
 Copies to: Builder, HERS Provider

HERS RATER COMPLIANCE STATEMENT

This house was: Tested Approved as part of sample testing, but was not tested

As the HERS rater providing diagnostic testing and field verification, I certify that the houses identified on this form comply with the diagnostic tested compliance requirements as checked on this form.

- Distribution system is fully ducted (i.e., does not use building cavities as plenums or platform returns in lieu of ducts)
- Where cloth backed, rubber adhesive duct tape is installed, mastic and drawbands are used in combination with cloth backed, rubber adhesive duct tape to seal leaks as duct connections.

MINIMUM REQUIREMENTS FOR DUCT LEAKAGE REDUCTION COMPLIANCE CREDIT

Duct Diagnostic Leakage Testing Results (Maximum 6% Duct Leakage)

Duct Pressurization Test Results (CFM @ 25 Pa)

Measured values

Test Leakage in CFM) 59

If Fan Flow is Calculated at 400 cfm/ton x number of tons enter calculated value here 987FAU

If fan flow is measured enter measured value here _____

Leakage Percentage (100 x Test Leakage/Fan Flow) = 5.9%

Check Box for Pass or Fail (Pass = 6% or less)

Pass Fail

THERMOSTATIC EXPANSION VALVE (TXV) or Commission approved equivalent

Yes No Thermostatic Expansion Valve (or Commission approved equivalent) is installed and Access is provided for inspection
Yes is a pass

Pass Fail

MINIMUM REQUIREMENTS FOR DUCT DESIGN COMPLIANCE CREDIT

1. Yes No ACCA Manual D Design requirements have been met (rater has verified that actual installation matches values in CF-1R and design on plan.)

2. Yes No TXV is installed or Fan flow has been verified. If no TXV, verified fan flow matches design from CF-1R.
Measured Fan Flow = _____

Pass Fail

Yes for both 1 and 2 is a Pass