

CITY OF SACRAMENTO

Permit No: 0308486

1231 I Street, Sacramento, CA 95814

Insp Area: 2
Thos Bros: 336 H1

Site Address: 39 SAGE RIVER CR SAC

Parcel No: 031-0760-002

Sub-Type: RES
Housing (Y/N): N

CONTRACTOR

ZIMMERMAN REROOFING CO.
3675 R ST
SACRAMENTO, CA 95816

OWNER

TSUI FUK LAM/KA MAN LEUNG
39 SAGE RIVER CR
SACRAMENTO CA 95831

ARCHITECT

Nature of Work: TEAR OFF, RESHEET & REEOF 40 SQ LT WT TILE FOR SFR

CONSTRUCTION LENDING AGENCY: I hereby affirm under penalty of perjury that there is a construction lending agency for the performance of the work for which this permit is issued (Sec. 3097, Civ. C).

Lender's Name _____ Lender's Address _____

LICENSED CONTRACTORS DECLARATION: I hereby affirm under penalty of perjury that I am licensed under provisions of Chapter 9 (commencing with section 7000) of Division 3 of the Business and Professions Code and my license is in full force and effect.

License Class C39 License Number _____ Date 6/19/03 Contractor Signature Alme Gonzalez

OWNER-BUILDER DECLARATION: I hereby affirm under penalty of perjury that I am exempt from the contractors License Law for the following reason (Sec. 7031.5, Business and Professions Code; any city or county which requires a permit to construct, alter, improve, demolish, or repair any structure, prior to its issuance, also requires the applicant for such permit to file a signed statement that he or she is licensed pursuant to the provisions of the Contractors License Law (Chapter 9 (commencing with Section 7000) of Division 8 of the Business and Professions Code) or that he or she is exempt therefrom and the basis for the alleged exemption. Any violation of Section 7031.5 by any applicant for a permit subjects the applicant to a civil penalty of not more than five hundred dollars (\$500.00);

I, as a owner of the property, or my employees with wages as their sole compensation, will do the work, and the structure is not intended or offered for sale (Sec. 7044, Business and Professional Code: The Contractors License Law does not apply to an owner of property who builds or improves thereon, and who does such work himself or herself or through his/her own employees, provided that such improvements are not intended or offered for sale. If, however, the building or improvement is sold within one year of completion, the owner-builder will have the burden of proving that he/she did not build or improve for the purpose of sale.)

I, as owner of the property, am exclusively contracting with licensed contractors to construct the project (Sec. 7044, Business and Professions Code: The Contractors License Law does not apply to an owner of property who builds or improves thereon, and who contracts for such projects with a contractor(s) licensed pursuant to the Contractors License Law).

I am exempt under Sec. _____ B & PC for this reason: _____

Date _____ Owner Signature _____

IN ISSUING THIS BUILDING PERMIT, the applicant represents, and the city relies on the representation of the applicant, that the applicant verified all measurements and locations shown on the application or accompanying drawings and that the improvement to be constructed does not violate any law or private agreement relating to permissible or prohibited locations for such improvements. This building permit does not authorize any illegal location of a ny improvement or the violation of any private agreement relating to location of improvements.

I certify that I have read this application and state that all information is correct. I agree to comply with all city and county ordinances and state laws relating to building construction and herby authorize representative(s) of this city to enter upon the abovementioned property for inspection purposes.

Date 6/18/03 Applicant/Agent Signature Alme Gonzalez

WORKER'S COMPENSATION DECLARATION: I hereby affirm under penalty of perjury one of the following declarations:

I have and will maintain a certificate of consent to self-insure for workers' compensation as provided for by Section 3700 of the Labor Code, for the performance of work for which this permit is issued.

I have and will maintain workers' compensation insurance, as required by Section 3700 of the Labor Code; for the performance of the work for which this permit is issued. My workers' compensation insurance carrier and policy number are:

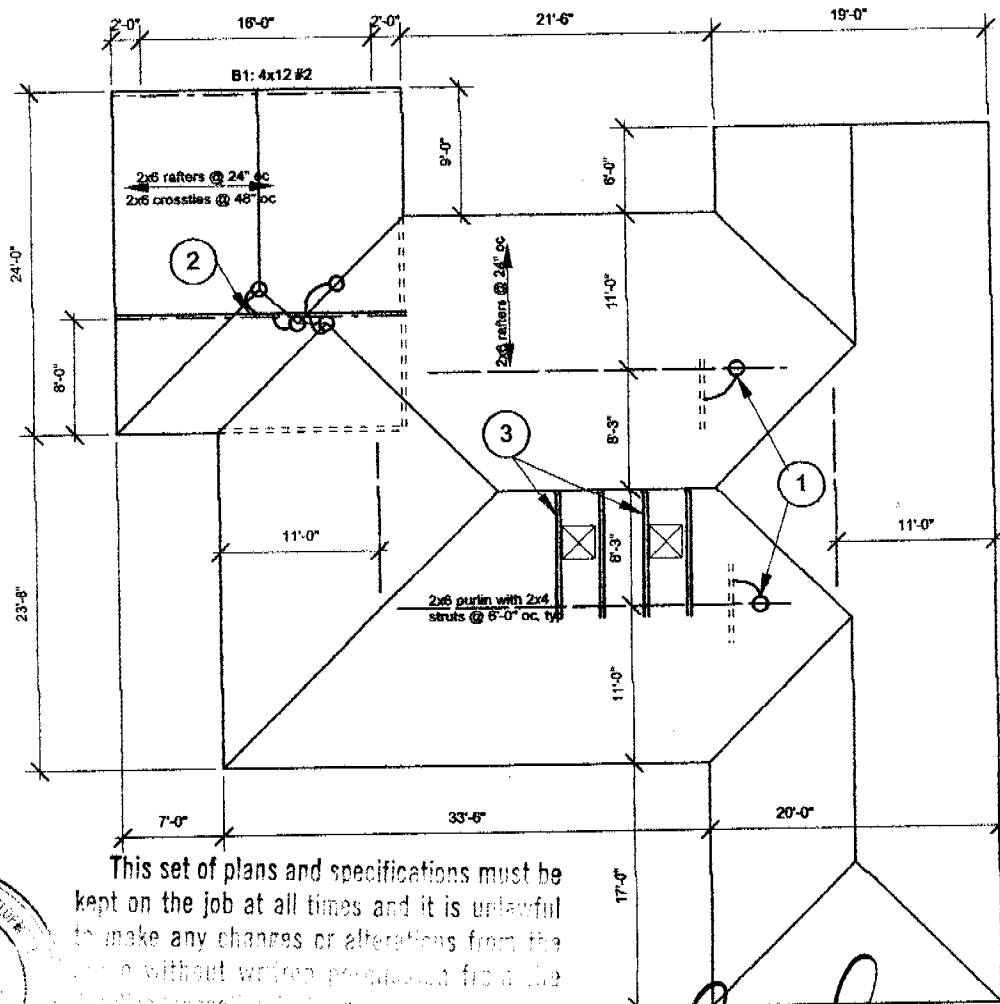
Carrier State Fund Policy Number 73-02-2021 Exp Date 10/03

(This section need to be completed if the permit is for \$100 or less) I certify that in the performance of the work for which this permit is issued, I shall not employ any person in any manner so as to become subject to the workers' compensation laws of California and agree that if I should become subject to the workers' compensation provisions of Section 3700 of the Labor Code, I shall forthwith comply with those provisions.

Date 6/18/03 Applicant Signature _____

WARNING: FAILURE TO SECURE WORKER'S COMPENSATION COVERAGE IS UNLAWFUL AND SHALL SUBJECT AN EMPLOYER TO CRIMINAL PENALTIES AND CIVIL FINES UP TO ONE HUNDRED THOUSAND DOLLARS (\$100,000) IN ADDITION TO THE COST OF COMPENSATION, DAMAGES AS PROVIDED FOR IN SECTION 3706 OF THE LABOR CODE, INTEREST AND ATTORNEY'S FEE.

THIS PERMIT SHALL EXPIRE BY LIMITATION IF WORK IS NOT COMMENCED WITHIN 180 DAYS.



This set of plans and specifications must be kept on the job at all times and it is unlawful to make any changes or alterations from the same without written permission from the architect and/or engineer.

The approval of these plans and specifications SHALL NOT be held to limit or protect the liability of the engineer.

Paul Zacher
6/12/03



FRAMING NOTES:

1. Add 2x4 struts to bearing below (total 2).
2. Scab a 1-3/4" x 11-7/8" LVL to the existing 2x6 crossie with 16d's @ 6" oc. The ends of the LVL may be clipped as required to meet the slope of the rafters. Support the LVL on the existing double top plate. Support the existing ridge, hip and valley rafters to the LVL below with 2x4 struts. See detail 2.
3. Double the 2x6 rafters on each side of the existing skylight. Nail the rafters together with 16d's @ 12" on center. (total 4 rafters at 2 locations).

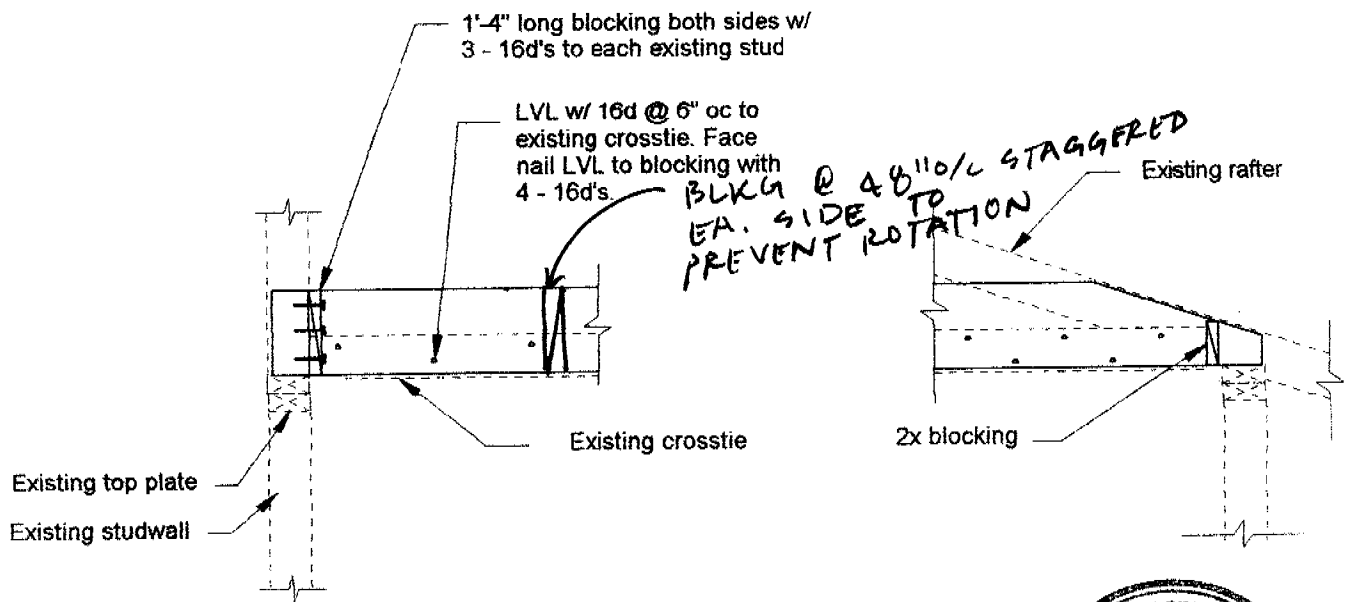
Notes:

- A. This is a reroof project. The new roofing material shall be a Light Weight Concrete Tile. The tile shall weigh less than or equal to 7.3 psf.
- B. All rafters are 2x6 DF#2 and hips and valleys are 2x8 DF#2 unless otherwise noted.
- C. All existing rafter, hips, valleys, rafter ties, and purlins are braced per UBC Section 2320.1 "Roof and Ceiling Framing" unless otherwise shown.
- D. All structural wood members that were observed appear to be in sound condition and without structural defect.



1 ROOF PLAN - TSUI
Not to Scale

6

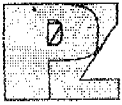


2

LEDGER CONNECTION

scale: 1/2" = 1'-0"

Tsui



Paul Zacher - Structural Engineers, Inc
4701 Lakeside Way
Fair Oaks, CA 95628

TEL: 916.961.3960
FAX: 916.961.6552

June 3, 2003

Zimmerman Roofing
3675 R Street
Sacramento, CA 95816
TEL: (916) 454-3667
FAX: (916) 691-1943

Attn.: Mr. Jeff Tucker,

re: Job 2003211: TSUI

Subject: Structural Investigation Report of the Roof for the Residence located at 39 Sage River Circle, Sacramento, CA 95831.



As requested by Mr. Jeff Tucker, this is a report to determine what needs should be addressed to correct any structural deficiencies of the roof. Paul Zacher visited the site June 3, 2003. The investigation was made to determine the existing condition of the structure. All information, data and analysis contained within this report are based on the 1997 Uniform Building Code with 2001 CBC Title 24 Amendments.

The following is based on visual observations with no subsurface investigation being made.

DESCRIPTION:

Type of Facility: Residence.
Year Built: Estimated 1980's vintage.
Occupancy: Residential.
No. of Stories: One.
Dimensions: Approximately 3000 square feet.

CONSTRUCTION:

Roof:

The roof covering will consist of a Light Weight Concrete Tile over 7/16" solid sheathing. The roof structure is conventionally framed with 2x6 rafters spaced at 24" on center with 2x6 purlins supported at no more than 8'-0" on center by 2x4 struts bearing on walls below. The garage area is framed with 2x6 rafters spaced at 24" on center and 2x8 cross ties spaced at 4'-0" on center.


CONCLUSIONS:

Roof:

The roof structure currently lacks sufficient structural capacity for the applied live and dead loads. See "Recommendations" for location and repair to bring the roof structure up to the required capacity.

P
A
R
T
I
C
I
P
A
T
I
O
N
S
O
F
T
H
E
S
T
R
U
C
T
U
R
E
L
I
N
G
S
O
F
T
H
E
S
T
R
U
C
T
U
R
E
L
I
N
G
S
O
F
T
H
E
S
T
R
U
C
T
U
R
E
L
I
N
G
S

Tsui



Paul Zacher - Structural Engineers, Inc
4701 Lakeside Way
Fair Oaks, CA 95628

TEL: 916.961.3960
FAX: 916.961.6552

RECOMMENDATIONS:

If any of the following recommendations do not correspond to actual field conditions, the engineer of record shall be notified for further investigation and evaluation before continuing work.

Roof Structure:

1. Provide additional 2x4 struts from the existing purlins to the bearing walls below. The maximum spacing between the new and existing struts shall not exceed 6'-0" on center. The unbraced length of the struts shall not exceed 8'-0" and the minimum slope of the struts shall not be less than 45 degrees from the horizontal. See detail 1.
2. Scab a 1 3/4" x 11 7/8" LVL beam to the existing 2x6 crosstie and nail together with 16d's @ 6" oc. The ends of the LVL may be clipped as required to meet the slope of the rafters. Support the LVL on the existing double top plate. Support the existing hip, valley and ridge to the LVL beam with 2x4 struts. See details 1 and 2.
3. Double the 2x6 rafters on each side of the existing skylight. Nail the rafters together with 16d's @ 12" on center. See detail 1.

It shall be noted that small hairline cracking may occur at exterior stucco and interior gypsum finished walls that are load bearing or distributing roof strut loads. These cracks are a natural occurrence as the existing structure re-distributes the new roof weight. They are cosmetic in nature and are not an indication of a structural hazard or failure.

It shall be noted that some deflection of the rafters may be evident after installation of the tile. The existing roof framing has deflected but this may not be readily evident due to the uneven nature of the existing roofing material. Concrete tile is a very consistent and uniform product and when installed in an even plane, even small deflections can become apparent. This is only a cosmetic issue and not a structural concern.

The inspection consisted of visual observation only, made solely to determine the structural capacity of the existing roof. Analysis does not determine any effects on the overall structure under lateral forces or effects on the foundation unless specifically noted in the calculations and in this document. No warranties, expressed or implied, are made or intended in conjunction with this report. The inspection was made only to the portions that were accessible. The specific items noted were those that were observable and there may be defects that are not observable, or are hidden by architectural and structural materials.

If you have any questions on the above, do not hesitate to call.

Sincerely,

Paul Zacher, P.E., S.E.
file

Job #: 03-211

Date: 6/3/02

LOADING:


RAFTER

Dr = 12.4 puf x 2° = 246 puf

2x6#2

24.6/32

Lr = 16.0 x = 32




B1

Dr = 12.3 puf x 7° = 86 puf

4x12#2

86/112

Lr = 16.0 x = 112




590/768

LYL

Dr = 12.3 puf x 6° x 8° = 590*


1 3/4 x 1 7/8 LVL

Lr = 16.0 x x = 768*




Dr =

Lr =



Dr =

Lr =




Dr =

Lr =



Dr =

Lr =



Paul Zacher - Structural Eng'r's
 4701 Lakeside Way
 Fair Oaks, CA 95628
 TEL: (916) 961-3960
 FAX: (916) 961-6552

Title :
 Dsgnr:
 Description :

Job #
 Date: 12:31PM, 4 JUN 03

Scope :

Rev: 560100
 User: KW-0602844, Ver 5.6.1, 25-Oct-2002
 (c)1983-2002 ENERCALC Engineering Software

Timber Beam & Joist

c:\paulpk and assoc\roof projects\zimmerman\

Description RAFTERS AND BEAMS

Timber Member Information

Calculations are designed to 1997 NDS and 1997 UBC Requirements

		rafter 2x6	B1 4x12	LVL MicroLam:
Timber Section				
Beam Width	in	1.500	3.500	1.750
Beam Depth	in	5.500	11.250	11.875
Le: Unbraced Length	ft	0.00	0.00	0.00
Timber Grade		Douglas Fir - Larch, Douglas Fir - Larch, True Joist - MacMill		
Fb - Basic Allow	psi	875.0	875.0	2,600.0
Fv - Basic Allow	psi	95.0	95.0	285.0
Elastic Modulus	ksi	1,600.0	1,600.0	1,900.0
Load Duration Factor		1.250	1.250	1.250
Member Type		Sawn	Sawn	Manuf/Pine
Repetitive Status		Repetitive	No	No

Center Span Data

Span	ft	12.00	16.00	20.00
Dead Load	#/ft	24.60	86.00	
Live Load	#/ft	32.00	112.00	
Point #1 DL	lbs			590.00
LL	lbs			768.00
@ X	ft			12.500

Results

Ratio = 0.9887 0.8560 0.5705

Mmax @ Center	in-k	12.23	76.03	76.27
@ X =	ft	6.00	8.00	12.48
fb : Actual	psi	1,616.6	1,029.9	1,854.3
Fb : Allowable	psi	1,635.2	1,203.1	3,250.0
		Bending OK	Bending OK	Bending OK
fv : Actual	psi	57.3	53.6	61.3
Fv : Allowable	psi	118.8	118.8	356.3
		Shear OK	Shear OK	Shear OK

Reactions

@ Left End DL	lbs	147.60	688.00	221.25
LL	lbs	192.00	896.00	288.00
Max. DL+LL	lbs	339.60	1,584.00	509.25
@ Right End DL	lbs	147.60	688.00	368.75
LL	lbs	192.00	896.00	480.00
Max. DL+LL	lbs	339.60	1,584.00	848.75

Deflections

Ratio OK Deflection OK Deflection OK

Center DL Defl	in	-0.345	-0.191	-0.337
L/Defl Ratio		417.5	1,006.0	712.4
Center LL Defl	in	-0.449	-0.249	-0.439
L/Defl Ratio		320.9	772.5	547.3
Center Total Defl	in	-0.794	-0.439	-0.775
Location	ft	6.000	8.000	10.720
L/Defl Ratio		181.5	437.0	309.5