

**CITY OF SACRAMENTO**

1231 I Street, Sacramento, CA 95814

Permit No: 0415833

Insp Area: 4

Thos Bros: 256-H6

Site Address: 5760 TRES PIEZAS DR SAC

Sub-Type: NSFR

Parcel No: 201-0990-087

NATOMAS CREEK VIL.1 LOT 155

Housing (Y/N):

N

**CONTRACTOR**

D. R. HORTON INC.  
4401 HAZEL AVE STE 225  
FAIR OAKS, CA 95628

**OWNER**

D. R. HORTON INC.  
4401 HAZEL AVE STE 225  
FAIR OAKS, CA 95628


**ARCHITECT**

Nature of Work: MP 2559 2 STORY 10 ROOM SFR

**CONSTRUCTION LENDING AGENCY :** I hereby affirm under penalty of perjury that there is a construction lending agency for the performance of the work for which this permit is issued (Sec. 3097, Civ. C).

Lender's Name \_\_\_\_\_ Lender's Address \_\_\_\_\_

**LICENSED CONTRACTORS DECLARATION:** I hereby affirm under penalty of perjury that I am licensed under provisions of Chapter 9 (commencing with section 7000) of Division 3 of the Business and Professions Code and my license is in full force and effect.

License Class B License Number 750190 Date 10-5-04 Contractor Signature 

**OWNER-BUILDER DECLARATION:** I hereby affirm under penalty of perjury that I am exempt from the contractors License Law for the following reason (Sec. 7031.5, Business and Professions Code; any city or county which requires a permit to construct, alter, improve, demolish, or repair any structure, prior to its issuance, also requires the applicant for such permit to file a signed statement that he or she is licensed pursuant to the provisions of the Contractors License Law (Chapter 9 (commencing with Section 7000) of Division 8 of the Business and Professions Code) or that he or she is exempt therefrom and the basis for the alleged exemption. Any violation of Section 7031.5 by any applicant for a permit subjects the applicant to a civil penalty of not more than five hundred dollars (\$500.00);

I, as a owner of the property, or my employees with wages as their sole compensation, will do the work, and the structure is not intended or offered for sale (Sec. 7044, Business and Professional Code: The Contractors License Law does not apply to an owner of property who builds or improves thereon, and who does such work himself or herself or through his/her own employees, provided that such improvements are not intended or offered for sale. If, however, the building or improvement is sold within one year of completion, the owner-builder will have the burden of proving that he/she did not build or improve for the purpose of sale.)


I, as owner of the property, am exclusively contracting with licensed contractors to construct the project **PAID** Business and Professions Code: The Contractors License Law does not apply to an owner of property who builds or improves thereon, and who contracts for such work with a contractor(s) licensed pursuant to the Contractors License Law).

**CITY OF SACRAMENTO**  
OCT 05 2004  
NORTH PERMIT CENTER

I am exempt under Sec. \_\_\_\_\_ B & PC for this reason: \_\_\_\_\_  
Date \_\_\_\_\_ Owner Signature \_\_\_\_\_

**IN ISSUING THIS BUILDING PERMIT,** the applicant represents, and the city relies on the representation of the applicant, that the applicant verified all measurements and locations shown on the application or accompanying drawings and that the improvement to be constructed does not violate any law or private agreement relating to permissible or prohibited locations for such improvements. This building permit does not authorize any illegal location of any improvement or the violation of any private agreement relating to location of improvements.

I certify that I have read this application and state that all information is correct. I agree to comply with all city and county ordinances and state laws relating to building construction and hereby authorize representative(s) of this city to enter upon the above mentioned property for inspection purposes.

Date 10-3-04 Applicant/Agent Signature 

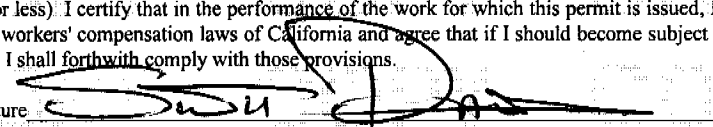
**WORKER'S COMPENSATION DECLARATION:** I hereby affirm under penalty of perjury one of the following declarations:

I have and will maintain a certificate of consent to self-insure for workers' compensation as provided for by Section 3700 of the Labor Code, for the performance of work for which the permit is issued.

I have and will maintain workers' compensation insurance, as required by Section 3700 of the Labor Code, for the performance of the work for which this permit is issued. My workers' compensation insurance carrier and policy number are:

Carrier AMERICAN CASULTY CO Policy Number WC247856876 Exp Date 07/01/2005

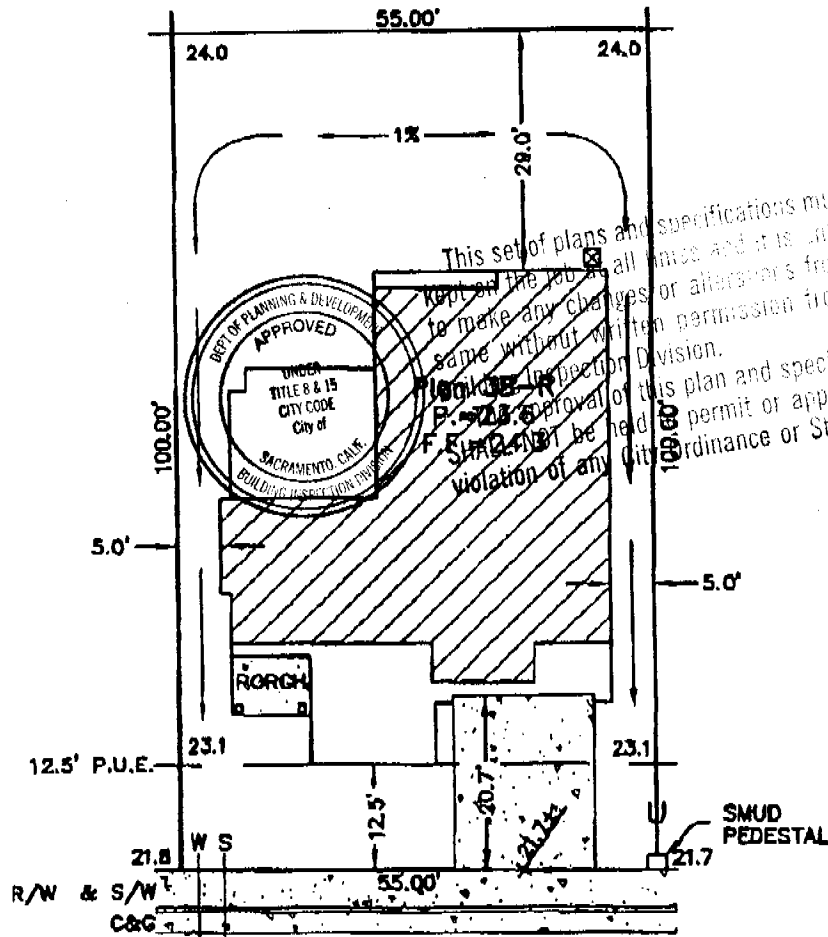
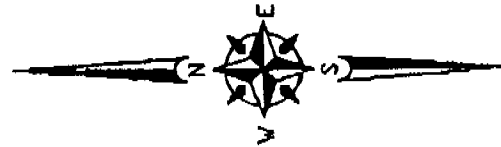
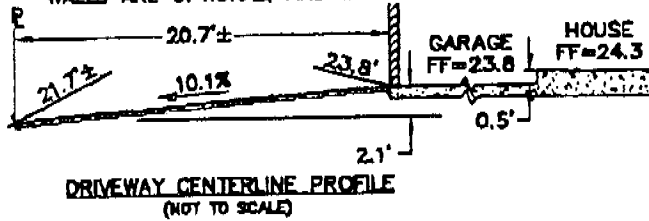
(This section need not be completed if the permit is for \$100 or less) I certify that in the performance of the work for which this permit is issued, I shall not employ any person in any manner so as to become subject to the workers' compensation laws of California and agree that if I should become subject to the workers' compensation provisions of Section 3700 of the Labor Code, I shall forthwith comply with those provisions.

Date 10-5-04 Applicant Signature 

**WARNING: FAILURE TO SECURE WORKER'S COMPENSATION COVERAGE IS UNLAWFUL AND SHALL SUBJECT AN EMPLOYER TO CRIMINAL PENALTIES AND CIVIL FINES UP TO ONE HUNDRED THOUSAND DOLLARS (\$100,000) IN ADDITION TO THE COST OF COMPENSATION, DAMAGES AS PROVIDED FOR IN SECTION 3706 OF THE LABOR CODE, INTEREST AND ATTORNEY'S FEE.**

**THIS PERMIT SHALL EXPIRE BY LIMITATION IF WORK IS NOT COMMENCED WITHIN 180 DAYS.**

THIS PLOT PLAN IS NOT FOR SALES PURPOSES. THIS PLOT PLAN IS FOR THE PURPOSE OF INDICATING COMPLIANCE WITH ZONING SET BACKS, GENERAL DRAINAGE AND APPROXIMATE UTILITY CONNECTION, ALL OTHER DATA SHOWN HEREON IS CONCEPTUAL. THIS PLOT PLAN DOES NOT REFLECT AS-BUILT CONDITION, RETAINING WALLS ARE OPTIONAL, AND MAY OR MAY NOT BE CONSTRUCTED.



This set of plans and specifications must be kept on the job site and it is unlawful to make any changes or alterations from the same without written permission from the Planning and Inspection Division. Approval of this plan and specification shall not be held as a permit or approval of any ordinance or State Law.

**Tres Piezas Drive**

**LEGEND**

- U - - - - UTILITY LOCATION
- A - - - - AIR CONDITIONER
- S - - - - SEWER
- W - - - - WATER

NET LOT AREA = 5,500 SQ. FEET  
 FOOTPRINT AREA = 2,093 SQ. FEET  
 LOT COVERAGE = 38%

SCALE: 1" = 20'

**PLOT PLAN  
 LOT 1155**  
 Natomas Creek Village 1  
 Monaco - Phase 5  
 City of Sacramento, State of California

**WECKER  
 SURVEYS**

1111 KENNEDY PLACE  
 SUITE 4  
 DAVIS, CA 95616  
 530-792-7252  
 FAX 530-758-2775

*Handwritten signature and date: 9-20*



Project Title..... Plan 3 (2592) Date..04/15/04 09:41:32  
 Project Address..... Monaco At Natomas Creek \*\*\*\*\*  
 Elk Grove, CA \*v6.01\*  
 Documentation Author... Tak Singh \*\*\*\*\*  
 Beutler Heating & Air Conditioning  
 P.O. Box 515015  
 Sacramento, CA 95851  
 916-646-2222  
 Climate Zone..... 12  
 Compliance Method..... MICROPAS6 v6.01 for 2001 Standards by Enercomp, Inc.

Building Permit #
Plan Check / Date
Field Check/ Date

MICROPAS6 v6.01 File-MNC2592E Wth-CTZ12S92 Program-FORM CF-1R  
 User#-MP0565 User-Beutler Heating & Air Con Run-Plan 3 (2592)

GENERAL INFORMATION

Conditioned Floor Area..... 2592 sf  
 Building Type..... Single Family Detached  
 Construction Type ..... New  
 Building Front Orientation. Cardinal - N,E,S,W  
 Number of Dwelling Units... 1  
 Number of Stories..... 2  
 Floor Construction Type.... Slab On Grade  
 Glazing Percentage..... 18.9 % of floor area  
 Average Glazing U-factor... 0.38 Btu/hr-sf-F  
 Average Glazing SHGC..... 0.29  
 Average Ceiling Height..... 10.5 ft

BUILDING SHELL INSULATION

Component Type	Frame Type	Cavity R-value	Sheathing R-value	Total R-value	Assembly U-factor	Location/Comments
Wall	Wood	R-13	R-4	R-17	0.063	Front Wall, Left Wall Back Wall, Right Wall
Wall	Wood	R-17.8	R-4	R-21.8	0.050	Front Wall Back Wall 2x6 Right Wall 2x6
Wall	Wood	R-13	R-n/a	R-13	0.086	Garage Wall
Roof	Wood	R-8.58	R-21.93	R-30.51	0.030	Attic
Door	None	R-0	R-0	R-0	0.330	Entry Door Garage Door
SlabEdge	None	R-0	R-0		F2=0.760	SlabEdge.Ext
SlabEdge	None	R-0	R-0		F2=0.510	SlabEdge.Gar
FloorExt	Wood	R-19	R-n/a	R-19	0.049	Above Garage

FENESTRATION

Orientation	Area (sf)	U-Factor	SHGC	Interior Shading	Exterior Shading	Overhang/Fins
Window Front (N)	27.0	0.350	0.300	Standard	Standard	None
Window Front (N)	56.0	0.390	0.290	Standard	Standard	None
Window Front (N)	11.0	0.350	0.300	Standard	Standard	Yes
Window Left (E)	19.0	0.390	0.290	Standard	Standard	None
Window Left (E)	45.0	0.380	0.290	Standard	Standard	None
Window Back (S)	51.0	0.380	0.290	Standard	Standard	None
Window Back (S)	100.0	0.390	0.290	Standard	Standard	None
Window Back (S)	41.0	0.350	0.300	Standard	Standard	None

Project Title..... Plan 3 (2592)

Date..04/15/04 09:41:32

MICROPAS6 v6.01 File-MNC2592E Wth-CTZ12S92 Program-FORM CF-1R  
 User#-MP0565 User-Beutler Heating & Air Con Run-Plan 3 (2592)

FENESTRATION

Orientation			Area (sf)	U-Factor	SHGC	Interior Shading	Exterior Shading	Overhang/Fins
Door	Right	(W)	48.0	0.350	0.310	Standard	Standard	None
Window	Right	(W)	76.8	0.390	0.290	Standard	Standard	None
Window	Right	(W)	14.5	0.350	0.300	Standard	Standard	None

SLAB SURFACES

Slab Type	Area (sf)
Standard Slab	1485

HVAC SYSTEMS

Equipment Type	Minimum Efficiency	Refrigerant Charge and Airflow	Duct Location	Duct R-value	Tested Duct Leakage	ACCA Manual D	Thermostat Type
Furnace	0.800 AFUE	n/a	Attic	R-6	Yes	No	Setback
ASplit	12.00 SEER	No	Attic	R-6	Yes	No	Setback

DUCT TESTING DETAILS

Equipment Type	Duct Leakage Target (% fan CFM/CFM25)	Measured Supply Duct Surface Area (ft2)
Furnace / ACSplit	6% / 108.9	n/a

INFILTRATION TESTING DETAILS

Blower Door Leakage Target (CFM50h/SLA)	Blower Door Leakage Minimum (CFM50h/SLA)
2104 / 3.1	1018 / 1.5

WATER HEATING SYSTEMS

Tank Type	Heater Type	Distribution Type	Number in System	Energy Factor	Tank Size (gal)	External Insulation R-value
Storage	Gas	Standard	1	0.62	50	R- n/a

Project Title..... Plan 3 (2592)

Date..04/15/04 09:41:32

MICROPAS6 v6.01 File-MNC2592E Wth-CTZ12S92 Program-FORM CF-1R  
 User#-MP0565 User-Beutler Heating & Air Con Run-Plan 3 (2592)

SPECIAL FEATURES AND MODELING ASSUMPTIONS

\*\*\* Items in this section should be documented on the plans, \*\*\*  
 \*\*\* installed to manufacturer and CEC specifications, and \*\*\*  
 \*\*\* verified during plan check and field inspection. \*\*\*

This is a multiple orientation building with no orientation restrictions.  
 This printout is for the front facing North.

This building incorporates non-standard Duct R-value.

This building incorporates Tested Duct Leakage.

This building incorporates Tested Infiltration.  
 The Homeowner's Manual must include instructions on how to operate the windows  
 and/or mechanical ventilation to achieve adequate ventilation. In addition,  
 this house is prohibited for having vented combustion appliances  
 other than cooking appliances, refrigerators and domestic clothes dryers  
 that use indoor air for combustion inside conditioned space.

HERS REQUIRED VERIFICATION

\*\*\* Items in this section require field testing and/or \*\*\*  
 \*\*\* verification by a certified home energy rater under \*\*\*  
 \*\*\* the supervision of a CEC-approved HERS provider using \*\*\*  
 \*\*\* CEC approved testing and/or verification methods and \*\*\*  
 \*\*\* must be reported on the CF-6R installation certificate. \*\*\*

This building incorporates Tested Duct Leakage. Target CFM leakage  
 values measured at 25 pascals are shown in DUCT TESTING DETAILS above  
 or may be calculated as documented on the CF-6R. If the measured CFM  
 is above the target, then corrective action must be taken to reduce  
 the duct leakage and then must be retested. Alternatively, the  
 compliance calculations could be redone without duct testing.  
 If ducts are not installed, then HERS verification is not necessary  
 for Tested Duct Leakage.

This building incorporates Tested Infiltration. Target and Minimum CFM  
 values measured at 50 pascals are shown in INFILTRATION TESTING DETAILS above.  
 If the measured CFM50h is above the target, then corrective action  
 must be taken to reduce the infiltration and then retest. Alternatively,  
 the compliance calculations could be redone without infiltration testing.  
 If the measured CFM50h is below the minimum, then the building must meet  
 Uniform Mechanical Code requirements for unusually tight construction and  
 corrective action must be taken to either intentionally increase infiltration  
 or provide for mechanical supply ventilation adequate to maintain the  
 residence at a pressure greater than -5 pascals relative to the outside  
 average air pressure with other continuous ventilation fans operating

REMARKS

---



---

Project Title..... Plan 3 (2592)

Date..04/15/04 09:41:32

MICROPAS6 v6.01 File-MNC2592E Wth-CTZ12S92 Program-FORM CF-1R  
User#-MP0565 User-Beutler Heating & Air Con Run-Plan 3 (2592)

REMARKS

COMPLIANCE STATEMENT

This certificate of compliance lists the building features and performance specifications needed to comply with Title-24, Parts 1 and 6 of the California Code of Regulations, and the administrative regulations to implement them. This certificate has been signed by the individual with overall design responsibility. When this certificate of compliance is submitted for a single building plan to be built in multiple orientations, any shading feature that is varied is indicated in the Special Features Modeling Assumptions section.

DESIGNER or OWNER

DOCUMENTATION AUTHOR

Name.... Rich Coyle  
Company. D.R. Horton  
Address. 4401 Hazel Ave, Suite 225  
Fair Oaks, CA 95628  
Phone... (916) 965-2200  
License. 750190

Name.... Tak Singh  
Company. Beutler Heating & Air Conditioni  
Address. P.O. Box 515015  
Sacramento, CA 95851  
Phone... 916-646-2222

Signed.. Rich Coyle (date) 4/15/04

Signed.. Tak Singh (date) 04-15-04

ENFORCEMENT AGENCY

Name.... \_\_\_\_\_  
Title... \_\_\_\_\_  
Agency.. \_\_\_\_\_  
Phone... \_\_\_\_\_  
Signed.. \_\_\_\_\_ (date)

INSTALLATION CARD

WESTERN ONE STUCCO SYSTEM  
SACRAMENTO STUCCO PRODUCTS CO., INC.

Job Address:

ICBO Evaluation Services, Inc.

D.R. Horton-Monaco

Report No. 3899

Lot 1155 5760 Tres Piezas Drive

Date of Job Completion: 4-20-05

Plaster Contractor


Name: TOLIVER PLASTERING, INC.

Address: 3346 Luyung Dr., Rancho Cordova, CA 95742

Telephone Number: (916) 631-9844

Approved Applicator's License Number as  
Issued by Western Stucco Products 507

This is to certify that the plastering system on the building exterior at the above address has been installed in accordance with the evaluation report specified above and the manufacturer's instructions.

  
Signature of authorized representative of plastering contractor

5-9-05  
Date

Installation card must be presented to the building inspector

No. DRH-1155



# CERTIFICATION OF INSULATION

PART I GENERAL	LOT # _____	<input checked="" type="checkbox"/> P.O. BOX 854, WEST SACRAMENTO, CA 95691 LIC. #202026 <input type="checkbox"/> 1309 MELODY ROAD, MARYSVILLE, CA 95901 LIC. #202026 <input type="checkbox"/> P.O. BOX 9651, FRESNO, CA 93793-9651 LIC. #202026 <input type="checkbox"/> P.O. BOX 1631, RENO, NV 89505 LIC. #10675 <input type="checkbox"/> 3326 A PONDEROSA WAY, LAS VEGAS, NV 89118 LIC. #10675																		
	DATE INSULATION COMPLETED _____																			
PART II AREAS INSULATED	WALLS	CEILINGS	FLOORS																	
	( _____ ) SQUARE FEET)	( _____ ) SQUARE FEET)	( _____ ) SQUARE FEET)																	
	TYPE OF INSULATION	TYPE OF INSULATION	TYPE OF INSULATION																	
	MATERIAL <b>FIBERGLASS</b>	MATERIAL <b>FIBERGLASS</b>	MATERIAL <b>FIBERGLASS</b>																	
	FORM <b>BATTS</b>	FORM <b>BATTS &amp; BLOW</b>	FORM <b>BATTS</b>																	
	MANUFACTURER'S PRODUCT I.D.	MANUFACTURER'S PRODUCT I.D.	MANUFACTURER'S PRODUCT I.D.																	
	MANUFACTURER	MANUFACTURER	MANUFACTURER																	
	<table border="1" style="width: 100%; border-collapse: collapse;"> <tr> <td style="width: 33%; text-align: center;">CT</td> <td style="width: 33%; text-align: center;">OC</td> <td style="width: 33%; text-align: center;">JM</td> </tr> <tr> <td style="text-align: center;">BAGS</td> <td></td> <td></td> </tr> </table>	CT	OC	JM	BAGS			<table border="1" style="width: 100%; border-collapse: collapse;"> <tr> <td style="width: 33%; text-align: center;">CT</td> <td style="width: 33%; text-align: center;">OC</td> <td style="width: 33%; text-align: center;">JM</td> </tr> <tr> <td></td> <td></td> <td></td> </tr> </table>	CT	OC	JM									
	CT	OC	JM																	
	BAGS																			
CT	OC	JM																		
<table border="1" style="width: 100%; border-collapse: collapse;"> <tr> <td style="width: 33%;">R - VALUE <small>INSTALLER</small></td> <td style="width: 33%;">APPLIED <small>INSULATOR</small></td> <td style="width: 33%;"></td> </tr> <tr> <td></td> <td></td> <td></td> </tr> </table>	R - VALUE <small>INSTALLER</small>	APPLIED <small>INSULATOR</small>					<table border="1" style="width: 100%; border-collapse: collapse;"> <tr> <td style="width: 33%;">R - VALUE <small>INSTALLER</small></td> <td style="width: 33%;">APPLIED <small>INSULATOR</small></td> <td style="width: 33%;">MIN. INSTALLER WEIGHT PER</td> </tr> <tr> <td></td> <td></td> <td></td> </tr> </table>	R - VALUE <small>INSTALLER</small>	APPLIED <small>INSULATOR</small>	MIN. INSTALLER WEIGHT PER				<table border="1" style="width: 100%; border-collapse: collapse;"> <tr> <td style="width: 33%;">R - VALUE</td> <td style="width: 33%;">APPLIED</td> <td style="width: 33%;"></td> </tr> <tr> <td></td> <td></td> <td></td> </tr> </table>	R - VALUE	APPLIED				
R - VALUE <small>INSTALLER</small>	APPLIED <small>INSULATOR</small>																			
R - VALUE <small>INSTALLER</small>	APPLIED <small>INSULATOR</small>	MIN. INSTALLER WEIGHT PER																		
R - VALUE	APPLIED																			
OTHER WALLS IF R-VALUE IS OTHER THAN WALLS ABOVE																				
MATERIAL <b>FIBERGLASS</b>	FORM <b>BATTS</b>	R VALUE	MANUFACTURER																	
			<table border="1" style="width: 100%; border-collapse: collapse;"> <tr> <td style="width: 33%; text-align: center;">CT</td> <td style="width: 33%; text-align: center;">OC</td> <td style="width: 33%; text-align: center;">JM</td> </tr> </table>	CT	OC	JM														
CT	OC	JM																		
AIR INfiltration SEALANT																				
MATERIAL	MANUFACTURER																			
	<b>HILTI</b>	<b>HANDY FOAM</b>																		
THIS IS TO CERTIFY THAT INSULATION AND/OR SEALANT HAS BEEN INSTALLED IN CONFORMANCE WITH APPLICABLE CODES, MATERIAL STANDARDS AND REGULATIONS.																				
SIGNATURE — INSULATION CONTRACTOR	TITLE <b>MANAGER</b>	DATE																		
SIGNATURE — GENERAL CONTRACTOR	TITLE	DATE																		
REMARKS																				
PART III CERTIFICATION																				