

CITY OF SACRAMENTO
1231 I Street, Sacramento, CA 95814

Permit No: 0404138
Insp Area: 4
Thos Bros: 256H3

Site Address: 230 GREG THATCH CR SAC
Parcel No: NATOMAS CREEK VIL. LOT 271

Sub-Type: NSFR
Housing (Y/N): N

CONTRACTOR
D. R. HORTON INC.
4401 HAZEL AVE STE 135
FAIR OAKS, CA 95628

OWNER

ARCHITECT

Nature of Work: MP2240/6 2 STORY 11 ROOM SFR

CONSTRUCTION LENDING AGENCY : I hereby affirm under penalty of perjury that there is a construction lending agency for the performance of the work for which this permit is issued (Sec. 3097, Civ. C).

Lender's Name _____ Lender's Address _____

LICENSED CONTRACTORS DECLARATION: I hereby affirm under penalty of perjury that I am licensed under provisions of Chapter 9 (commencing with section 7000) of Division 3 of the Business and Professions Code and my license is in full force and effect.

License Class B License Number 750190 Date 4-1-04 Contractor Signature [Signature]

OWNER-BUILDER DECLARATION: I hereby affirm under penalty of perjury that I am exempt from the contractors License Law for the following reason (Sec. 7031.5, Business and Professions Code; any city or county which requires a permit to construct, alter, improve, demolish, or repair any structure, prior to its issuance, also requires the applicant for such permit to file a signed statement that he or she is licensed pursuant to the provisions of the Contractors License Law (Chapter 9 (commencing with Section 7000) of Division 8 of the Business and Professions Code) or that he or she is exempt therefrom and the basis for the alleged exemption. Any violation of Section 7031.5 by any applicant for a permit subjects the applicant to a civil penalty of not more than five hundred dollars (\$500.00);

____ I, as a owner of the property, or my employees with wages as their sole compensation, will do the work, and the structure is not intended or offered for sale (Sec. 7044, Business and Professional Code: The Contractors License Law does not apply to an owner of property who builds or improves thereon, and who does such work himself or herself or through his/her own employees, provided that such improvements are not intended or offered for sale. If, however, the building or improvement is sold within one year of completion, the owner-builder will have the burden of proving that he/she did not build or improve for the purpose of sale.)

____ I, as owner of the property, am exclusively contracting with licensed contractors to construct the project (Sec. 7044, Business and Professions Code: The Contractors License Law does not apply to an owner of property who builds or improves thereon, and who contracts for such projects with a contractor(s) licensed pursuant to the Contractors License Law).

____ I am exempt under Sec. _____ B & PC for this reason: _____

Date _____ Owner Signature _____

IN ISSUING THIS BUILDING PERMIT, the applicant represents, and the city relies on the representation of the applicant, that the applicant verified all measurements and locations shown on the application or accompanying drawings and that the improvement to be constructed does not violate any law or private agreement relating to permissible or prohibited locations for such improvements. This building permit does not authorize any illegal location of any improvement or the violation of any private agreement relating to location of improvements.

I certify that I have read this application and state that all information is correct. I agree to comply with all city and county ordinances and state laws relating to building construction and hereby authorize representative(s) of this city to enter upon the abovementioned property for inspection purposes.

Date 4-1-04 Applicant/Agent Signature [Signature]

WORKER'S COMPENSATION DECLARATION: I hereby affirm under penalty of perjury one of the following declarations:

____ I have and will maintain a certificate of consent to self-insure for workers' compensation as provided for by Section 3700 of the Labor Code, for the performance of work for which the permit is issued.

____ I have and will maintain workers' compensation insurance, as required by Section 3700 of the Labor Code, for the performance of the work for which this permit is issued. My workers' compensation insurance carrier and policy number are:

Carrier AMERICAN CASULTY CO Policy Number WC247856876 Exp Date 07/01/2004

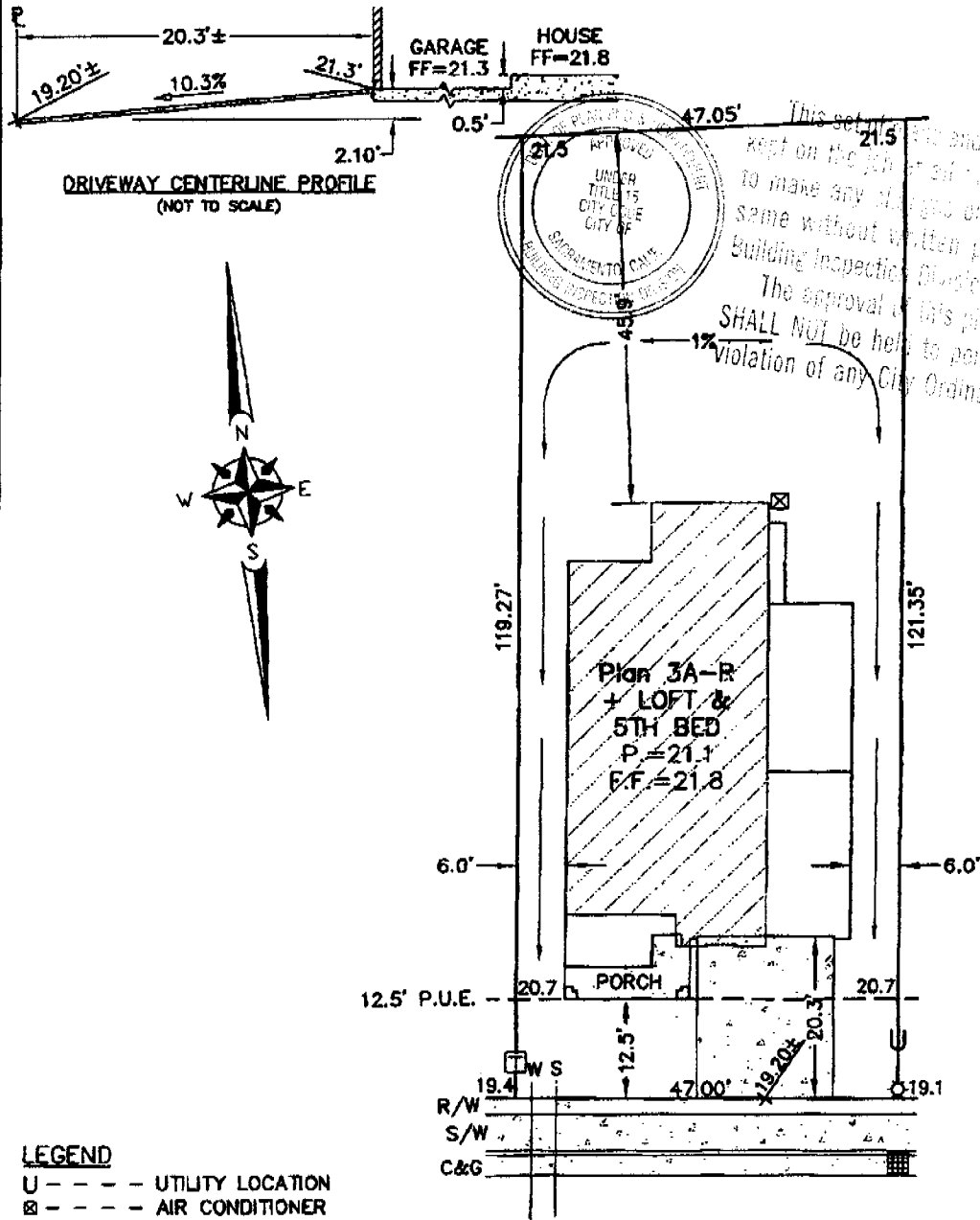
____ (This section need not be completed if the permit is for \$100 or less) I certify that in the performance of the work for which this permit is issued, I shall not employ any person in any manner so as to become subject to the workers' compensation laws of California and agree that if I should become subject to the workers' compensation provisions of Section 3700 of the Labor Code, I shall forthwith comply with those provisions.

Date 4-1-04 Applicant Signature [Signature]

WARNING: FAILURE TO SECURE WORKER'S COMPENSATION COVERAGE IS UNLAWFUL AND SHALL SUBJECT AN EMPLOYER TO CRIMINAL PENALTIES AND CIVIL FINES UP TO ONE HUNDRED THOUSAND DOLLARS (\$100,000) IN ADDITION TO THE COST OF COMPENSATION, DAMAGES AS PROVIDED FOR IN SECTION 3706 OF THE LABOR CODE, INTEREST AND ATTORNEY'S FEE.

THIS PERMIT SHALL EXPIRE BY LIMITATION IF WORK IS NOT COMMENCED WITHIN 180 DAYS.

THIS PLOT PLAN IS NOT FOR SALES PURPOSES. THIS PLOT PLAN IS FOR THE PURPOSE OF INDICATING COMPLIANCE WITH ZONING SET BACKS, GENERAL DRAINAGE AND APPROXIMATE UTILITY CONNECTION, ALL OTHER DATA SHOWN HEREON IS CONCEPTUAL. THIS PLOT PLAN DOES NOT REFLECT AS-BUILT CONDITION, RETAINING WALLS ARE OPTIONAL, AND MAY OR MAY NOT BE CONSTRUCTED.



This set of plans and specifications must be kept on the job site and it is the responsibility of the contractor to make any changes or amendments to the same without written permission from the Building Inspection Division. The approval of this plan and specifications SHALL NOT be held to point or approval by violation of any City Ordinance or State Law.

LEGEND

- U - - - - UTILITY LOCATION
- ⊗ - - - - AIR CONDITIONER
- S - - - - SEWER
- W - - - - WATER
- - - - - DRAIN INLET
- - - - - TRANSFORMER
- ☆ - - - - STREET LIGHT

Greg Thatch Circle

NET LOT AREA = 5,655 SQ. FEET
 FOOTPRINT AREA = 1,732 SQ. FEET
 LOT COVERAGE = 31%

SCALE: 1" = 20'

PLOT PLAN
 LOT 271
 Natomas Creek Village 1
 Cornerstone - Phase 12
 City of Sacramento, State of California

WECKER SURVEYS
 1111 KENNEDY PLACE
 SUITE 4
 DAVIS, CA 95616
 530-792-7252
 FAX 530-758-2775

RESIDENTIAL SUBDIVISION BUILDING PERMIT APPLICATION

Project Address: 230 Greg Hatch Circle Assessor Parcel #: 101-0300-026/027/028/029
 Lot Number: 271 Subdivision: NATOMAS CREEK

OWNER INFORMATION:

Legal Property Owner: DR HORTON Phone# 916 965 2200
 Owner Address: 4411 HAZEL AVE STE 125 City FALL RAVS State CA Zip 95628

CONTRACTOR INFORMATION:

Contractor: DR HORTON Lic. # 750190 Phone # 965 2200 Fax 965 2280

PROJECT INFORMATION:

Land Use Zone RIA Occupancy Group R3 Construction Type VN Fed Code IA
 No. of Stories: 2 No. of Rooms: 5 Street Width: _____
 1st Floor Area 1298 2nd Floor Area 1370 Basement Ø Roof Material CONCRETE TILE

AREA IN SQUARE FOOT OF:

Dwelling/Living	<u>2668</u>
Garage/Storage	<u>414</u>
Decks/Balconies	<u>Ø</u>
Carports	<u>Ø</u>

SCOPE OF WORK: _____

FOR
PRICE
USE
ONLY

- | | | |
|---|---|---|
| <input type="checkbox"/> Information Above Complete | <input type="checkbox"/> AR Flood Waiver Required | <input type="checkbox"/> Planning Approval |
| <input type="checkbox"/> Violation Files Checked | <input type="checkbox"/> Flood Elevation Certificate Required | <input type="checkbox"/> Design Review Approval |
| <input type="checkbox"/> Standard Setbacks | <input type="checkbox"/> Water Development Infill Area | <input type="checkbox"/> Special Fee Districts Apply: |
| <input type="checkbox"/> County Sewer | | |

-THE FOLLOWING MUST BE PROVIDED IN ORDER TO SUBMIT FOR PERMIT-

- 2 COMPLETE PLOT PLANS, LEGIBLE & DRAWN TO SCALE
- 11 X 17 COPY OF FLOOR PLAN WITH FOLLOWING INFORMATION

a) Assessors Parcel Number	c) Owners Name
b) New Floor Area	d) Project Address

Date: _____ Received by: (staff) _____ Permit # _____

CERTIFICATION OF INSULATION

PART I GENERAL

ADDRESS OR TRACT DR. HORTON CORNERSTONE LOT #1271	SACRAMENTO BUILDING PRODUCTS <input checked="" type="checkbox"/> P.O. BOX 854, WEST SACRAMENTO, CA 95691 LIC. #202026 <input type="checkbox"/> 1309 MELODY ROAD, MARYSVILLE, CA 95901 LIC. #202026 <input type="checkbox"/> P.O. BOX 9651, FRESNO, CA 93793-9651 LIC. #202026 <input type="checkbox"/> P.O. BOX 1631, RENO, NV 89505 LIC. #10675 <input type="checkbox"/> 3326 A PONDEROSA WAY, LAS VEGAS, NV 89118 LIC. #10675 6-15-04 DATE INSULATION COMPLETED
--	--

PART II AREAS INSULATED

WALLS			CEILINGS			FLOORS		
(SQUARE FEET)			(SQUARE FEET)			(SQUARE FEET)		
TYPE OF INSULATION			TYPE OF INSULATION			TYPE OF INSULATION		
MATERIAL FIBERGLASS			MATERIAL FIBERGLASS			MATERIAL FIBERGLASS		
FORM BATTS			FORM BATTS & BLOW			FORM BATTS		
MANUFACTURER'S PRODUCT I.D.			MANUFACTURER'S PRODUCT I.D.			MANUFACTURER'S PRODUCT I.D.		
MANUFACTURER			MANUFACTURER			MANUFACTURER		
CT	OC	JM	CT	OC	JM	CT	OC	JM
BAGS								
R-VALUE INSTALLED	APPLIED THICKNESS	R-VALUE INSTALLED	APPLIED THICKNESS	MIN. INSTALLED WEIGHT PER SQUARE FOOT	R-VALUE INSTALLED	APPLIED THICKNESS		
13/19	3 1/2 / 5 1/2	30	9 1/4 / 12 1/4					
KNEE WALLS IF R-VALUE IS OTHER THAN WALLS ABOVE								
MATERIAL FIBERGLASS			FORM BATTS			R VALUE		
						MANUFACTURER		
						CT	OC	JM
AIR INFILTRATION SEALANT								
MATERIAL foam						MANUFACTURER		
						HILTI	HANDY FOAM	

THIS IS TO CERTIFY THAT INSULATION AND/OR SEALANT HAS BEEN INSTALLED IN CONFORMANCE WITH APPLICABLE CODES, MATERIAL STANDARDS AND REGULATIONS.

SIGNATURE — INSULATION CONTRACTOR <i>[Signature]</i>	TITLE MANAGER	DATE 6-15-04
SIGNATURE — GENERAL CONTRACTOR	TITLE	DATE
REMARKS		

PART III CERTIFICATION

KwikKote

No. 200-920889

**Stucco System
Installation Card**

Job Name: CREEKSIDE - CORNERSTONE
Address: GREG THATCH CIRCLE

Lot #: 0001271

Stucco System Trade Name: KWIK KOTE
Stucco System Manufacturer: KWIK KOTE CORP.

ICBO Evaluation Service, Inc.
Report No. 3607
Date of Job Completion: 6/15/04

Home Builder: D.R. HORTON INC.
Address: 4401 HAZEL AVE. SUITE 225
FAIR OAKS, CA

Stucco Contractor: KENYON PLASTERING, INC.
Address: PO BOX 2077
North Highlands, CA

Telephone Number: 916/349-8191

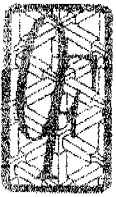
Approved Contractor Number as
issued by the Stucco Manufacturer: 1001

Card Print Date: 07/07/2004

This is to certify that the stucco system on the building exterior at the above address had been installed in accordance with the evaluation report specified above and the manufacturer's instructions.


Signature of authorized representative of stucco contractor


Date



O'Connor Freeman & Associates, Inc.

Structural Engineering Services

May 5, 2004

Del Fairchild
D.R. Horton
4401 Hazel Avenue, Suite 135
Fair Oaks, CA 95628

JOB COPY
Natomas Creek
Dr. Horton only
2 Bay Plan 30
Bathroom

Re: 22" Joist Span @ Master Bathroom, Plan 3 - Natomas Creek II
O'Connor Freeman Job Number: E031105


Dear Del:


You contacted our office concerning a joist which was placed 22" from the wall on Plan 3 of the Natomas Creek II project. Specifically, the first bay along the back of the master bathroom was made to be 22" wide to help with the plumbing but the plans specify that the joists are to be spaced at 16" o.c. Our office has reviewed this situation and has determined that joist will be adequate to carry the extra load of the larger bay. You, also, informed our office that the floor sheathing being used for this project has a span rating of 24" which is greater than the 22" of the first bay. Therefore, it will be acceptable to make the first bay at the back of the master bathroom 22" wide.

Make sure the two original wet stamped and signed copies of this letter are submitted to the Building Inspector or Building Department for review and approval. If you should have any further questions or comments please do not hesitate to call.


Sincerely,

O'Connor Freeman & Associates, Inc.


Joseph Goldbronn, P.E.
RCE #64783


Karl A. Freeman, P.E.
RCE # 50639

cc: file



This set of plans and specifications must be kept on the job at all times and it is intended to make any changes or alterations from the plans without written authorization from the architect or engineer of record.

If a printed copy of this plan and specification shall not be kept on the job, the architect or engineer of record shall be held responsible for the violation of any city, ordinance or state law.

OK J.P. 5/10/04



WALLACE • KUHL & ASSOCIATES INC.
 GEOTECHNICAL ENGINEERING • CONSTRUCTION TESTING

3050 Industrial Blvd.
 PO Box 1137
 West Sacramento
 California 95691
 916-372-1434

DATE 5-12-04		JOB NO. 5406.11		WEATHER SUNNY		TEMP. ° at ° at AM PM	
PROJECT DR. HORN CREEKSIDE				Technician I <input checked="" type="checkbox"/>		Staff E/G <input type="checkbox"/>	
LOCATION Lot # 1273, 1271 @ Green Thatch				Technician II <input type="checkbox"/>		Project E/G <input type="checkbox"/>	
TYPE OF WORK Pull Test				Technician III <input type="checkbox"/>		Senior E/G <input type="checkbox"/>	
Inside 50 mi. radius <input checked="" type="checkbox"/>		Outside 50 mi. radius <input type="checkbox"/>		Nuclear Densities <input type="checkbox"/>		Principal E/G <input type="checkbox"/>	
PERSONNEL	REG. HRS	OT HRS	TOTAL HRS	TRAVEL	ON JOB	VEHICLE	MILES
Jose Matamoros						# 51	20

OBSERVATIONS: Tested 7/8" All thread anchor bolts for PHDG Holdowns to 3860 Reversal Tension (2400 PSI spec TV) per Simpson Book.

# Bolts	lots	location	PASSED/FAILED
1 7/8" PHDG	1271	ShearWalls by stairs	PASSED
2 7/8" PHDG	1273	ShearWall by Stairs, back wall	PASSED

- All tested painted VIK BLUE

FIELD REPORT

Signed J. Kuhl