

RESOLUTION NO. 2003-345

ADOPTED BY THE SACRAMENTO CITY COUNCIL

ON DATE OF JUN - 3 2003

RESOLUTION ADOPTING FINDINGS AND AMENDING THE CITY OF SACRAMENTO FEE AND CHARGE REPORT TO ESTABLISH SEWER SERVICE FEES

BE IT RESOLVED BY THE SACRAMENTO CITY COUNCIL:

WHEREAS, Articles XIIC and D of the California Constitution (Proposition 218) establish various procedures for the approval of local taxes, assessments and property-related service fees; and

WHEREAS, for the imposition or increase of water, sewer and refuse collection service fees that are "property-related fees" within the meaning of Proposition 218, Proposition 218 requires that a notice describing the proposed fee or fee increase and establishing a date, time and location of a public hearing on the proposed fee or fee increase, be mailed to the record owner of each parcel subject to the proposed fee or fee increase; and

WHEREAS, at such hearing (held not less than 45 days after the notice is mailed), Proposition 218 requires the agency proposing such fee or fee increase to consider all protests filed against the proposed fee or fee increase, and prohibits the agency from approving the proposed fee or fee increase if written protests against the proposed fee or fee increase are presented by a majority of the owners of the affected parcels; and

WHEREAS, on April 18, 2003, the City mailed a notice to all owners of property subject to the City's water, sewer and refuse collection service fees, which notice: (i) described proposed increases in these fees for all parcels; (ii) provided the date, time and location of the public hearing when these proposed fee increases and proposed new fee would be considered for adoption by the City Council; and (iii) notified such owners of their right to file a written protest against the proposed fee increases and proposed new fee with the City Clerk at or before the time set for public hearing; and

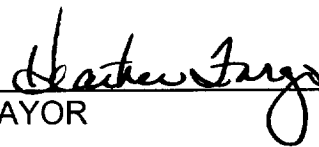
WHEREAS, the City Council has held such public hearing, and has considered all protests against the proposed fee increases and proposed new fee as well as all testimony and other information presented by City staff and members of the public.

FOR CITY CLERK USE ONLY



RESOLUTION NO. 2003-345
DATE ADOPTED: JUN - 3 2003

NOW, THEREFORE, BE IT RESOLVED BY THE SACRAMENTO CITY COUNCIL:

1. Based on the testimony and other information presented to it, the City Council hereby finds that as of the date and time of the public hearing on this matter, the number of written protests received by the City Clerk against the proposed two year, six percent (6 %) increase in the City's sewer service fees is less than a majority of the record owners of the parcels that will be subject to the proposed increased sewer service fees.
2. That, pursuant to Sections 13.08.150, 13.08.160, 13.08.240, and 13.08.270 of the Sacramento City Code, the City of Sacramento Fee and Charge Report is hereby amended to include the sewer service fees and charges attached hereto as Exhibit A.
3. That based on the information presented to it and upon all information in the public record, and in compliance with Public Resources Code Section 21080(b)(8), the City Council finds that the increased sewer service fees are for the purpose of:
 - a. Providing funds to meet operating expenses.
 - b. Permitting the generation of necessary cash flow to finance maintenance of the sewer system and meeting financial reserves requirements.
 - c. Permitting the purchase of necessary equipment for the system.
 - d. Being a source of funds for capital projects necessary to maintain the system.


MAYOR

ATTEST:


CITY CLERK


FOR CITY CLERK USE ONLY

RESOLUTION NO. 2003-345

DATE ADOPTED: JUN - 3 2003

EXHIBIT A

The Fee and Charge Report of the City of Sacramento is amended to include the following sewer service, connection, and development fees and charges effective on July 1, 2003, and July 1, 2004, respectively.

	<u>Rate</u> <u>Code</u>	<u>July 1, 2003</u> <u>Rate</u>	<u>July 1, 2004</u> <u>Rate</u>
I. SEWER SERVICE RATES - RESIDENTIAL			
Single-family residence:			
1-3 rooms	200	6.86	7.27
4-5 rooms	200	8.69	9.21
6-7 rooms	200	10.46	11.09
8-9 rooms	200	12.09	12.82
10-15 rooms	200	13.88	14.71
over 15, each additional room	200	0.95	1.01
Multiple-family residence:			
Each dwelling unit charged the same as a single-family residence			
II. SEWER SERVICE RATES - MONTHLY COMMERCIAL			
Bakery, each 1,000 sq.ft. of gross floor area or fraction thereof	230	15.14	16.05
Barber Shop or Beauty Parlor, each 1,000 sq.ft. of gross floor area or fraction thereof	231	8.11	8.60
Bowling Alley, each 1,000 sq.ft. of gross floor area or fraction thereof	232	7.09	7.52
Dining Facilities (including restaurant, cafeteria, cafe, bar) each 1,000 sq.ft. of gross floor area or fraction thereof	233	16.25	17.23
Drug Store, each 1,000 sq.ft. of gross floor area or fraction thereof	234	5.32	5.64
Furniture Store, each 1,000 sq.ft. of gross floor area or fraction thereof	235	1.75	1.86
Garage, each 1,000 sq.ft. of gross floor area or fraction thereof	236	1.43	1.52
Halls (including lodge or auditorium), each 1,000 sq.ft. of gross floor area or fraction thereof	237	4.71	4.99
Hotel, per sleeping room	238	1.61	1.71
Laundry (where laundry is performed on premises), each 1,000 sq.ft. of gross floor area or fraction thereof	239	31.49	33.38
Market, each 1,000 sq.ft. of gross floor area or fraction thereof	240	6.79	7.20
Mortuary, each 1,000 sq.ft. of gross floor area or fraction thereof	241	4.47	4.74

FOR CITY CLERK USE ONLY

RESOLUTION NO.: 2003-345
DATE ADOPTED: JUN - 3 2003

	<u>Rate</u> <u>Code</u>	<u>July 1, 2003</u> <u>Rate</u>	<u>July 1, 2004</u> <u>Rate</u>
II. SEWER SERVICE RATES - MONTHLY COMMERCIAL (cont'd)			
Motel, per sleeping room or fraction thereof	238	1.61	1.71
Office Building, each 1,000 sq.ft. of gross floor area or fraction thereof	242	5.50	5.83
Religious Worship (premises), each 1,000 sq.ft. of gross floor area or fraction thereof	243	2.43	2.58
Rest or Convalescent Home, per sleeping room or fraction thereof	244	2.59	2.75
School, each 100 pupils or fraction thereof	245	14.37	15.23
Service Station and Used Car Lot (no wash racks):			
Water tap size to City main:			
3/4"	246	8.55	9.06
1"	247	11.13	11.80
1 1/2"	248	18.30	19.40
2"	249	31.49	33.38
Store, each 1,000 sq.ft. of gross floor area or fraction thereof	250	5.64	5.98
Theater, each 1,000 sq.ft. of gross floor area or fraction thereof	251	6.70	7.10
Warehouse, each 1,000 sq.ft. of gross floor area or fraction thereof	252	1.31	1.39
Minimum rate, not less than:		8.49	9.00
III. SPECIAL SEWER RATES - MONTHLY			
Air Conditioning Systems			
For systems on flat-rate service, each month during air conditioning season, per ton of system capacity:			
With water conservation device:	272	13.55	14.36
	271	1.31	1.39
Evaporative coolers (commercial establishments), for each month during air conditioning season, unit capacity - per 1,000 cfm, without recirculation	274	1.81	1.92
With water conservation device, with recirculation:	273	0.53	0.56
Refrigeration systems, for systems on flat-rate service, per compressor horsepower:			
With water conservation device:	276	13.55	14.36
	275	1.31	1.39
Dining Facility, each 1,000 sq.ft. or fraction thereof	279	10.52	11.15
Gymnasium, each shower head	280	4.84	5.13

FOR CITY CLERK USE ONLY

RESOLUTION NO.: 2003-345
DATE ADOPTED: JUN - 3 2003

	<u>Rate</u>	<u>July 1, 2003</u>	<u>July 1, 2004</u>
	<u>Code</u>	<u>Rate</u>	<u>Rate</u>
III. SPECIAL SEWER RATES - MONTHLY (cont'd)			
Hydraulically operated elevator	282	41.72	44.22
With water conservation device	281	7.29	7.73
Swimming Pool, non-commercial, per pool capacity			
Under 300 cu.ft. (fill & draw)		0.00	0.00
Over 300 cu.ft. (fill & draw), each 100 cu.ft. contents	278	1.75	1.86
Under 300 cu.ft. (filtered)		0.00	0.00
Over 300 cu.ft. (filtered), each 100 cu.ft. contents	277	0.45	0.48
IV. MONTHLY METERED SEWER USE, PER 100 CU.FT.		0.4286	0.4543

Water Meter Size	Quantity of Sewage Allowed Without Additional Payment			
5/8" x 3/4"	1200 cu.ft., 9000 gal.	260	5.14	5.45
3/4"	1700 cu.ft., 13000 gal.	261	7.29	7.72
1"	2100 cu.ft., 16000 gal.	262	9.00	9.54
1 1/2"	3700 cu.ft., 28000 gal.	263	15.86	16.81
2"	6200 cu.ft., 46000 gal.	264	26.57	28.17
3"	12500 cu.ft., 94000 gal.	265	53.58	56.79
4"	21800 cu.ft., 163000 gal.	266	93.43	99.04
6"	50000 cu.ft., 374000 gal.	267	214.30	227.15
8"	106200 cu.ft., 794000 gal.	268	455.17	482.47
10"	168700 cu.ft., 1262000 gal.	269	723.05	766.40
12"	262500 cu. ft., 1964000 gal.	270	1,125.08	1,192.54

V. SERVICE CONNECTION TO CITY SEWER SYSTEM

Sewer service installation (total charge to be based on unit cost times one-half the width of the street)

<u>Nom. Dia.</u>	<u>Streets & Alleys</u>	<u>Easements</u>
4"	96.05 /ft.	401.74
Larger	5.19 /2" dia. increase	32.46 /2" dia. increase

Easements

City connects first pipe: Rate schedule determined by City Manager based on average cost during a reasonable past period of time. (Code Sec. 36.601, Ordinance 3454/4178)

Connection into manhole or trunk: Rate schedule determined by City Manager based on average cost during a reasonable past period of time. (Code Sec. 36.601, Ordinance 3454/4178)

FOR CITY CLERK USE ONLY

RESOLUTION NO.: 2003-345
DATE ADOPTED: JUN - 3 2003

City labor and materials: Average cost recovery

Reconnect following disconnection: Full cost recovery. (Code Sec. 36.703, Ordinance 3353)

Trunk connections in district parcels--North Bannon Street District only (Code Sec. 36.903, Ordinance 3711):

<u>Parcel Number</u>	<u>Forced Main Fee</u>	<u>Outfall Fee</u>	<u>Area Fee</u>
1	1,167.95	327.24	1,923.65
2	203.19	56.96	608.22
3	203.19	56.96	608.22
4	203.19	56.96	608.22
5	203.19	56.96	608.22
6	203.19	56.96	608.22
7	203.19	56.96	608.22
8	203.19	56.96	608.22

VI. SEWER SYSTEM DEVELOPMENT FEES

Size of connection:	4"	124.00
	6"	278.00
	8"	494.00
	10"	772.00
	12"	1,112.00

If the existing service is replaced by one of a larger size at the owner's request, the fee shall be equal to the difference between the fee for the original service size and that for the replacement service size in the schedule above.

FOR CITY CLERK USE ONLY

RESOLUTION NO.: 2003-345
DATE ADOPTED: JUN - 3 2003

12