

**CITY OF SACRAMENTO**

1231 I Street, Sacramento, CA 95814

Permit No: 0313891

Insp Area: 2

Thos Bros: 337 A4

Site Address: 7756 SLEEPY RIVER WY SAC

Sub-Type: RES

Parcel No: 031-0490-047

Housing (Y/N): N

**CONTRACTOR**

MONARCH ROOFING INC  
8250 ALPINE AV #H  
SACRAMENTO, CA 95831

**OWNER**

SAKATA STEVEN N  
7756 SLEEPY RIVER WY  
SACRAMENTO CA 95831

**ARCHITECT**

Nature of Work: REROOF /TO RESHT 37 SQ SNGL TWO INSTALL LT WT TILE

**CONSTRUCTION LENDING AGENCY :** I hereby affirm under penalty of perjury that there is a construction lending agency for the performance of the work for which this permit is issued (Sec. 3097, Civ. C).

Lender's Name \_\_\_\_\_ Lender's Address \_\_\_\_\_

**LICENSED CONTRACTORS DECLARATION:** I hereby affirm under penalty of perjury that I am licensed under provisions of Chapter 9 (commencing with section 7000) of Division 3 of the Business and Professions Code and my license is in full force and effect.

License Class C39 License Number 806787 Date 9-12-03 Contractor Signature [Signature]

**OWNER-BUILDER DECLARATION:** I hereby affirm under penalty of perjury that I am exempt from the contractors License Law for the following reason (Sec. 7031.5, Business and Professions Code; any city or county which requires a permit to construct, alter, improve, demolish, or repair any structure, prior to its issuance, also requires the applicant for such permit to file a signed statement that he or she is licensed pursuant to the provisions of the Contractors License Law (Chapter 9 (commencing with Section 7000) of Division 8 of the Business and Professions Code) or that he or she is exempt therefrom and the basis for the alleged exemption. Any violation of Section 7031.5 by any applicant for a permit subjects the applicant to a civil penalty of not more than five hundred dollars (\$500.00);

I, as a owner of the property, or my employees with wages as their sole compensation, will do the work, and the structure is not intended or offered for sale (Sec. 7044, Business and Professional Code: The Contractors License Law does not apply to an owner of property who builds or improves thereon, and who does such work himself or herself or through his/her own employees, provided that such improvements are not intended or offered for sale. If, however, the building or improvement is sold within one year of completion, the owner-builder will have the burden of proving that he/she did not build or improve for the purpose of sale.)

I, as owner of the property, am exclusively contracting with licensed contractors to construct the project (Sec. 7044, Business and Professions Code: The Contractors License Law does not apply to an owner of property who builds or improves thereon, and who contracts for such projects with a contractor(s) licensed pursuant to the Contractors License Law).

I am exempt under Sec. \_\_\_\_\_ B & PC for this reason: \_\_\_\_\_

Date \_\_\_\_\_ Owner Signature \_\_\_\_\_

**IN ISSUING THIS BUILDING PERMIT,** the applicant represents, and the city relies on the representation of the applicant, that the applicant verified all measurements and locations shown on the application or accompanying drawings and that the improvement to be constructed does not violate any law or private agreement relating to permissible or prohibited locations for such improvements. This building permit does not authorize any illegal location of any improvement or the violation of any private agreement relating to location of improvements.

I certify that I have read this application and state that all information is correct. I agree to comply with all city and county ordinances and state laws relating to building construction and hereby authorize representative(s) of this city to enter upon the abovementioned property for inspection purposes.

Date 9-12-03 Applicant/Agent Signature [Signature]

**WORKER'S COMPENSATION DECLARATION:** I hereby affirm under penalty of perjury one of the following declarations:

I have and will maintain a certificate of consent to self-insure for workers' compensation as provided for by Section 3700 of the Labor Code, for the performance of work for which the permit is issued.

I have and will maintain workers' compensation insurance, as required by Section 3700 of the Labor Code, for the performance of the work for which this permit is issued. My workers' compensation insurance carrier and policy number are:

Carrier AU INSURANCE SERVICE Policy Number 005-00012565 Exp Date 01/01/2004

(This section need not be completed if the permit is for \$100 or less) I certify that in the performance of the work for which this permit is issued, I shall not employ any person in any manner so as to become subject to the workers' compensation laws of California and agree that if I should become subject to the workers' compensation provisions of Section 3700 of the Labor Code, I shall forthwith comply with those provisions.

Date 9-17-03 Applicant Signature [Signature]

**WARNING: FAILURE TO SECURE WORKER'S COMPENSATION COVERAGE IS UNLAWFUL AND SHALL SUBJECT AN EMPLOYER TO CRIMINAL PENALTIES AND CIVIL FINES UP TO ONE HUNDRED THOUSAND DOLLARS (\$100,000) IN ADDITION TO THE COST OF COMPENSATION, DAMAGES AS PROVIDED FOR IN SECTION 3706 OF THE LABOR CODE, INTEREST AND ATTORNEY'S FEE.**

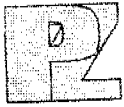
**THIS PERMIT SHALL EXPIRE BY LIMITATION IF WORK IS NOT COMMENCED WITHIN 180 DAYS.**

0313891

Sakato

Paul Zacher - Structural Engineers, Inc  
4701 Lakeside Way  
Fair Oaks, CA 95628

TEL: 916.961.3960  
FAX: 916.961.6552




September 5, 2003

Monarch Roofing  
8250 Alpine Avenue, Suite H  
Sacramento, CA 95826  
TEL: (916) 978-3182  
FAX: (916) 452-5140

Attn.: Mr. Neal Weber,

re: Job 2003427: SAKATO

Subject: Structural Investigation Report of the Roof for the Residence located at 7756 Sleepy River Way, Sacramento, CA 95831.



As requested by Mr. Neal Weber, this is a report to determine what needs should be addressed to correct any structural deficiencies of the roof. Paul Zacher visited the site September 5, 2003. The investigation was made to determine the existing condition of the structure. All information, data and analysis contained within this report are based on the 1997 Uniform Building Code with 2001 CBC Title 24 Amendments.

The following is based on visual observations with no subsurface investigation being made.

**DESCRIPTION:**

Type of Facility: Residence.  
Year Built: Estimated 1980's vintage.  
Occupancy: Residential.  
No. of Stories: Two.  
Dimensions: Approximately 3000 square feet.


**CONSTRUCTION:**

Roof:  
The roof covering will consist of a Light Weight Concrete Tile over a batten system. The roof structure is conventionally framed with 2x6 rafters spaced at 24" on center with 2x6 purlins supported at no more than 16'-0" on center by 2x4 struts bearing on walls below except for the vaulted ceiling areas. The vaulted ceiling is constructed of 2x6 rafters spaced at 16" on center supported at the ridge by a 6x beam. The garage area is framed with 2x6 rafters spaced at 24" on center and 2x6 cross ties spaced at 16" on center.

**CONCLUSIONS:**


Roof:  
The roof structure currently lacks sufficient structural capacity for the applied live and dead loads. See "Recommendations" for location and repair to bring the roof structure up to the required capacity.  
This set of plans and specifications must be kept on the job at all times and it is unlawful to make any changes or alterations from the same without written permission from the Building Inspection Division.  
The approval of this plan and specification SHALL NOT be held to permit or approve the violation of any City Ordinance or State Law.

**ISSUED**  
City of Sacramento  
SEP 12 2003  
NORTH PERMIT  
CENTER



PAUL ZACHER... STRUCTURAL ENGINEER

Sakato



Paul Zacher - Structural Engineers, Inc.  
4701 Lakeside Way  
Fair Oaks, CA 95628

TEL: 916.961.3960  
FAX: 916.961.6552

### RECOMMENDATIONS:

If any of the following recommendations do not correspond to actual field conditions, the engineer of record shall be notified for further investigation and evaluation before continuing work.

#### Roof Structure:

1. Scab a 2x6 rafter to the existing 2x6 rafters with 16d's @ 12" on center where the span is greater than 12'-0". The rafter to be scabbed to the existing rafter may be held short of the intersecting bearing wall, hip, valley, ridge or purlin by no more than 4". See detail 1.2.
2. Scab a 1 3/4" x 11 7/8" x 18'-0" long LVL to the existing 2x6 purlin which spans 16'-0". Attach it with 16d's @ 3" on center. Support the LVL to the bearing walls below with 2x4 struts. See details 1 and 2.


It shall be noted that small hairline cracking may occur at exterior stucco and interior gypboard finished walls that are load bearing or distributing roof strut loads. These cracks are a natural occurrence as the existing structure re-distributes the new roof weight. They are cosmetic in nature and are not an indication of a structural hazard or failure.

It shall be noted that some deflection of the rafters may be evident after installation of the tile. The existing roof framing has deflected but this may not be readily evident due to the uneven nature of the existing roofing material. Concrete tile is a very consistent and uniform product and when installed in an even plane, even small deflections can become apparent. This is only a cosmetic issue and not a structural concern.

The inspection consisted of visual observation only, made solely to determine the structural capacity of the existing roof. Analysis does not determine any effects on the overall structure under lateral forces or effects on the foundation unless specifically noted in the calculations and in this document. No warranties, expressed or implied, are made or intended in conjunction with this report. The inspection was made only to the portions that were accessible. The specific items noted were those that were observable and there may be defects that are not observable, or are hidden by architectural and structural materials.

If you have any questions on the above, do not hesitate to call.

Sincerely,



Paul Zacher, P.E., S.E.

file

**DESIGN LOADING:**

Roof Pitch	6	in 12
Pitch Adjustment Factor	1.12	

**LOCATION: ROOF BATTEN SYTEM**

<u>MATERIAL</u>	<u>WEIGHT</u>	
Light Weight Tile	7.30	psf
Roofing felt	0.30	psf
1x4 skip sht'g	1.09	psf
Batten system	0.50	psf
2x6 rafters @ 24" oc	<u>1.00</u>	psf
	Load	10.2 psf
Roof Pitch Adjustment	<u>1.20</u>	psf
Total Load	11.4	psf

**LOCATION: VAULT BATTEN SYSTEM**

<u>MATERIAL</u>	<u>WEIGHT</u>	
Light Weight Tile	7.30	psf
Roofing felt	0.30	psf
Batten system	0.50	psf
1x4 skip sht'g	1.09	psf
2x6 rafters @ 24" oc	1.00	psf
Batt/blown insul	0.50	psf
1/2" Gypboard	<u>2.50</u>	psf
	Load	13.2 psf
Roof Pitch Adjustment	<u>1.56</u>	psf
Total Load	14.8	psf

Job #: 03\_427

Date: 09/05/2003

LOADING:

Rafter

Dr =  $11.4 \text{ psf} \times 2'-0" = 22.8 \text{ plf}$

Lr =  $16.0 \text{ psf} \times 2'-0" = 32.0 \text{ plf}$

2x6 #2

22.8 / 32.0

12'-0"

Rafter

Dr =  $11.4 \text{ psf} \times 2'-0" = 22.8 \text{ plf}$

Lr =  $16.0 \text{ psf} \times 2'-0" = 32.0 \text{ plf}$

2-2x6 #2

22.8 / 32.0

15'-3"

Vault

Dr =  $14.8 \text{ psf} \times 1'-4" = 19.7 \text{ plf}$

Lr =  $16.0 \text{ psf} \times 1'-4" = 21.3 \text{ plf}$

2x6 #2

19.7 / 21.3

12'-0"

B1

Dr =  $11.4 \text{ psf} \times 7'-0" = 80 \text{ plf}$

Lr =  $16.0 \text{ psf} \times 7'-0" = 112 \text{ plf}$

4 x 12 #2

80 / 112

16'-0"

B2

Dr =  $14.8 \text{ psf} \times 7'-6" = 111 \text{ plf}$

Lr =  $16.0 \text{ psf} \times 7'-6" = 120 \text{ plf}$

6 x 14 #1

111 / 120

22'-0"

LVL

Dr =  $11.4 \text{ psf} \times 7'-0" = 80 \text{ plf}$

Lr =  $16.0 \text{ psf} \times 7'-0" = 112 \text{ plf}$

1-3/4" x 11-7/8" LVL

80 / 112

16'-0"

Paul Zacher - Structural Engr's  
 4701 Lakeside Way  
 Fair Oaks, CA 95628  
 TEL: (916) 961-3960  
 FAX: (916) 961-6552

Title :  
 Dsgnr:  
 Description :  
 Scope :

Job #  
 Date: 11:01AM, 5 SEP 03

Rev: 560100  
 User: KW-0602844, Ver 5.6.1, 25-Oct-2002  
 (c)1983-2002 ENERCALC Engineering Software

### Timber Beam & Joist

c:\documents and settings\paul zacher\desktop

#### Description RAFTERS AND BEAMS

#### Timber Member Information Calculations are designed to 1997 NDS and 1997 UBC Requirements

	rafter	rafter	vault	B1	B2	LVL
<b>Timber Section</b>	2x6	2-2x6	2x6	4x12	6x14	MicroLam:
Beam Width	in 1.500	3.000	1.500	3.500	5.500	1.750
Beam Depth	in 5.500	5.500	5.500	11.250	13.500	11.875
Le: Unbraced Length	ft 0.00	0.00	0.00	0.00	0.00	0.00
Timber Grade	Douglas Fir - Larch, Douglas Fir - Larch, Douglas Fir - Larch, Douglas Fir - Larch, Douglas Fir - Larch, Truss Joist - MacMill					
Fb - Basic Allow	psi 875.0	875.0	875.0	875.0	1,350.0	2,600.0
Fv - Basic Allow	psi 95.0	95.0	95.0	95.0	85.0	285.0
Elastic Modulus	ksi 1,600.0	1,600.0	1,600.0	1,600.0	1,600.0	1,900.0
Load Duration Factor	1.250	1.250	1.250	1.250	1.250	1.250
Member Type	Sawn	Sawn	Sawn	Sawn	Sawn	Manuf/Pine
Repetitive Status	Repetitive	Repetitive	Repetitive	No	No	No

#### Center Span Data

		12.00	15.25	12.00	16.00	22.00	16.00
Span	ft						
Dead Load	#/ft	22.80	22.80	19.70	80.00	111.00	80.00
Live Load	#/ft	32.00	32.00	21.30	112.00	120.00	112.00

#### Results Ratio = 0.9572 0.7730 0.7162 0.8300 0.6027 0.5516


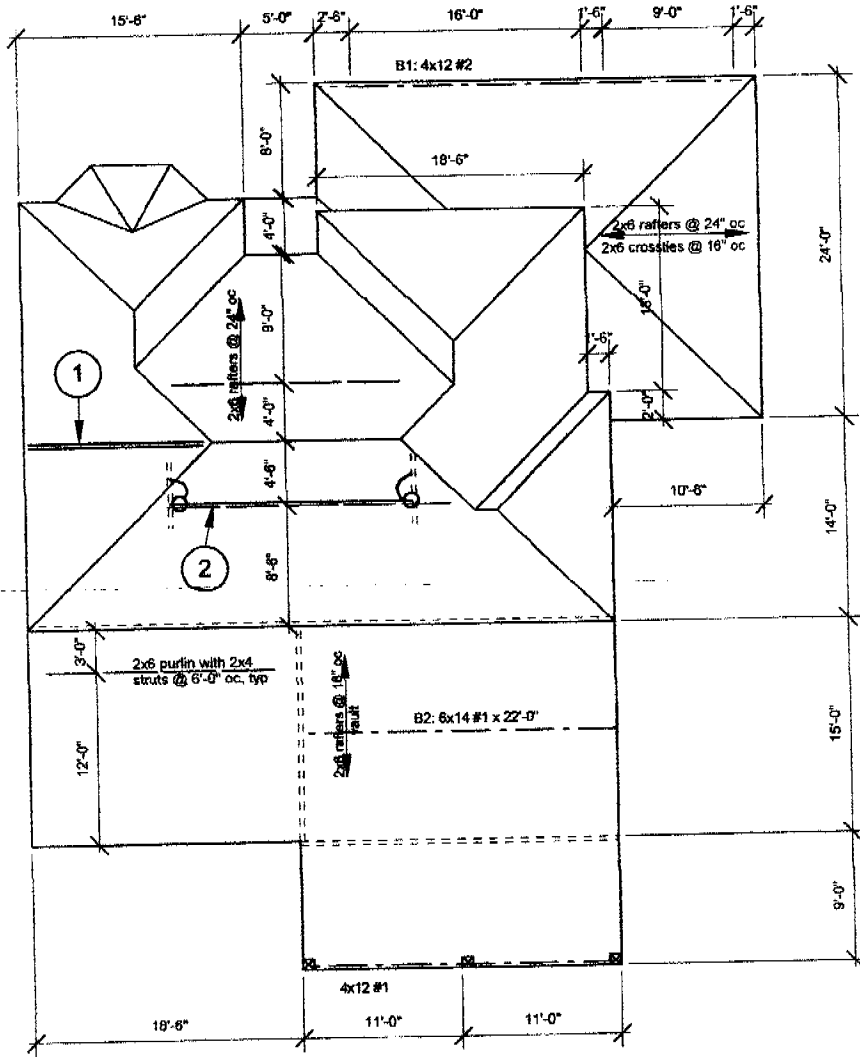
Mmax @ Center	in-k	11.84	19.12	8.86	73.73	167.71	73.73
@ X =	ft	6.00	7.62	6.00	8.00	11.00	8.00
f <sub>b</sub> : Actual	psi	1,565.2	1,263.9	1,171.0	998.6	1,003.9	1,792.6
F <sub>b</sub> : Allowable	psi	1,635.2	1,635.2	1,635.2	1,203.1	1,665.6	3,250.0
		Bending OK	Bending OK	Bending OK	Bending OK	Bending OK	Bending OK
f <sub>v</sub> : Actual	psi	55.5	35.9	41.5	52.0	46.4	97.6
F <sub>v</sub> : Allowable	psi	118.8	118.8	118.8	118.8	106.3	356.3
		Shear OK	Shear OK	Shear OK	Shear OK	Shear OK	Shear OK

#### Reactions

@ Left End	DL	lbs	136.80	173.85	118.20	640.00	1,221.00	640.00
	LL	lbs	192.00	244.00	127.80	896.00	1,320.00	896.00
	Max. DL+LL	lbs	328.80	417.85	246.00	1,536.00	2,541.00	1,536.00
@ Right End	DL	lbs	136.80	173.85	118.20	640.00	1,221.00	640.00
	LL	lbs	192.00	244.00	127.80	896.00	1,320.00	896.00
	Max. DL+LL	lbs	328.80	417.85	246.00	1,536.00	2,541.00	1,536.00

#### Deflections Ratio OK Deflection OK Deflection OK Deflection OK Deflection OK Deflection OK

Center DL Defl	in	-0.320	-0.417	-0.276	-0.178	-0.324	-0.254
L/Defl Ratio		450.5	438.9	521.3	1,081.5	814.2	755.2
Center LL Defl	in	-0.449	-0.585	-0.299	-0.249	-0.351	-0.356
L/Defl Ratio		320.9	312.8	482.2	772.5	753.1	539.4
Center Total Defl	in	-0.768	-1.002	-0.575	-0.426	-0.675	-0.610
Location	ft	6.000	7.625	6.000	8.000	11.000	8.000
L/Defl Ratio		187.4	182.6	250.5	450.6	391.2	314.7



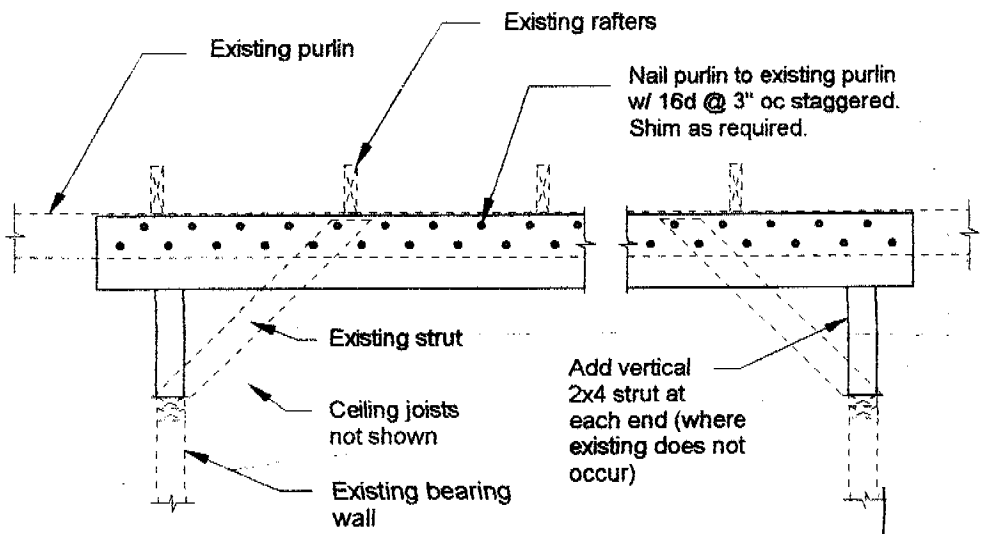
**FRAMING NOTES:**

1. Scab a 2x6 to existing 2x6 rafters where the span is greater than 12'-0" (total 1).
2. Scab a 2x12 DF#2 x 18'-0" to the existing 2x6 purlin. See detail 2.

**Notes:**

- A. This is a reroof project. The new roofing material shall be a Light Weight Concrete Tile. The tile shall weigh less than or equal to 7.3 psf.
- B. All rafters are 2x6 DF#2 and hips and valleys are 2x8 DF#2 unless otherwise noted.
- C. All existing rafter, hips, valleys, rafter ties, and purlins are braced per UBC Section 2320.1 "Roof and Ceiling Framing" unless otherwise shown.
- D. All structural wood members that were observed appear to be in sound condition and without structural defect.

1
—
**ROOF PLAN - SAKATO**  
 Not to Scale



2

**PURLIN DETAIL**

scale: 1/2" = 1'-0"



7