

CITY OF SACRAMENTO
1231 I Street, Sacramento, CA 95814

Permit No: 0510309

Insp Area: 3
Thos Bros: 317J3

Site Address: 4223 53RD ST SAC
Parcel No: 021-0124-012

Sub-Type: RES
Housing (Y/N): N

CONTRACTOR

OWNER
SAMUEL CUNNINGHAM
12000 OLD EUREKA WAY
GOLD RIVER CA 23059

ARCHITECT

Nature of Work: (Paperless PermiT, Inprogress Inspection Required, Provide Smoke Alarms Per CBC 2001) HVAC Cut In Split System. Reroof - Tear off & install 15sq of 30yr Dimensional Laminated Comp. Minor Electrical, Plumbing & Siding Repairs. Bathroom & Kitchen Remodel (Nonstructural).

CONSTRUCTION LENDING AGENCY: I hereby affirm under penalty of perjury that there is a construction lending agency for the performance of the work for which this permit is issued (Sec. 3097, Civ. C).

Lender's Name _____ Lender's Address _____

LICENSED CONTRACTORS DECLARATION: I hereby affirm under penalty of perjury that I am licensed under provisions of Chapter 9 (commencing with section 7000) of Division 3 of the Business and Professions Code and my license is in full force and effect.

License Class _____ License Number _____ Date _____ Contractor Signature _____

OWNER-BUILDER DECLARATION: I hereby affirm under penalty of perjury that I am exempt from the contractors License Law for the following reason (Sec. 7031.5, Business and Professions Code; any city or county which requires a permit to construct, alter, improve, demolish, or repair any structure, prior to its issuance, also requires the applicant for such permit to file a signed statement that he or she is licensed pursuant to the provisions of the Contractors License Law (Chapter 9 (commencing with Section 7000) of Division 8 of the Business and Professions Code) or that he or she is exempt therefrom and the basis for the alleged exemption. Any violation of Section 7031.5 by any applicant for a permit subjects the applicant to a civil penalty of not more than five hundred dollars (\$500.00);

SR I, as a owner of the property, or my employees with wages as their sole compensation, will do the work, and the structure is not intended or offered for sale (Sec. 7044, Business and Professional Code: The Contractors License Law does not apply to an owner of property who builds or improves thereon, and who does such work himself or herself or through his/her own employees, provided that such improvements are not intended or offered for sale. If, however, the building or improvement is sold within one year of completion, the owner-builder will have the burden of proving that he/she did not build or improve for the purpose of sale.)

I, as owner of the property, am exclusively contracting with licensed contractors to construct the project (Sec. 7044, Business and Professions Code: The Contractors License Law does not apply to an owner of property who builds or improves thereon, and who contracts for such projects with a contractor(s) licensed pursuant to the Contractors License Law).

I am exempt under Sec. _____ B & PC for this reason: JUL 13 2005
Date 7/13/05 Owner Signature _____

IN ISSUING THIS BUILDING PERMIT, the applicant represents, and the city relies on the representation of the applicant, that the applicant verified all measurements and locations shown on the application or accompanying drawings and that the improvement to be constructed does not violate any law or private agreement relating to permissible or prohibited locations for such improvements. This building permit does not authorize any illegal location of any improvement or the violation of any private agreement relating to location of improvements.

I certify that I have read this application and state that all information is correct. I agree to comply with all city and county ordinances and state laws relating to building construction and herby authorize representative(s) of this city to enter upon the abovementioned property for inspection purposes.

Date 7/13/05 Applicant/Agent Signature _____

WORKER'S COMPENSATION DECLARATION: I hereby affirm under penalty of perjury one of the following declarations:
I have and will maintain a certificate of consent to self-insure for workers' compensation as provided for by Section 3700 of the Labor Code, for the performance of work for which the permit is issued.

I have and will maintain workers' compensation insurance, as required by Section 3700 of the Labor Code, for the performance of the work for which this permit is issued. My workers' compensation insurance carrier and policy number are:

Carrier _____ Policy Number _____ Exp Date _____

SR (This section need not be completed if the permit is for \$100 or less) I certify that in the performance of the work for which this permit is issued, I shall not employ any person in any manner so as to become subject to the workers' compensation laws of California and agree that if I should become subject to the workers' compensation provisions of Section 3700 of the Labor Code, I shall forthwith comply with those provisions.

Date 7/13/05 Applicant Signature _____

WARNING: FAILURE TO SECURE WORKER'S COMPENSATION COVERAGE IS UNLAWFUL AND SHALL SUBJECT AN EMPLOYER TO CRIMINAL PENALTIES AND CIVIL FINES UP TO ONE HUNDRED THOUSAND DOLLARS (\$100,000) IN ADDITION TO THE COST OF COMPENSATION, DAMAGES AS PROVIDED FOR IN SECTION 3706 OF THE LABOR CODE, INTEREST AND ATTORNEY'S FEE.

05/0309

CITY OF SACRAMENTO
 Downtown Permit Center
 1231 I Street, Suite 200
 Sacramento, CA 95814
 North Permit Center
 2101 Arena Blvd., Suite 200
 Sacramento, CA 95834
 Fax # 916-264-1901

www.cityofsacramento.org
 Help Line: 1-916-808-5656 OR 1-866-EZ-PERMIT
 Inspection Request: 1-916-808-7622



MINOR PERMIT APPLICATION

Date: 7/13/05

Faxed/web request must be received in this office by 3:00 P.M. to be processed the following workday. Contractors must have a current certificate of Worker's Compensation Insurance. Note: Work started before a Building Permit is issued will be subject to quad fee.

Permits requiring Plan Review are not eligible for the MINOR PERMIT PROGRAM
 Design Review and Historic Preservation approval may be required if job address is located in those areas (additional forms may be required).

IN ORDER TO PROCESS THIS REQUEST, ALL THE FOLLOWING INFORMATION MUST BE PROVIDED:


Job Address: 4223 53rd STREET Bldg Type: RESIDENTIAL APARTMENTS (4+ units per building) COMMERCIAL (limited)
 Unit # Contract Price \$2,000.00

CONTACT INFO Name: Phone #: Email: License #: 823 771
 Property Owner: SAMUEL CUNNINGHAM Contractor: DUNDK
 Address: 12000 OLD BUREKA WAY Address: 12000 OLD BUREKA WAY
 City/State/Zip: GOLD RIVER, CA 95670 City/State/Zip: GOLD RIVER, CA 95670
 Phone: (916) 801-2080 Phone: (916) 801-2080 Fax: (916) 852-9246
 Pre-Registered? YES NO Registration #

Nature of Work: Provide description of work & indicate type of work in selections below.

Description of Work: CLEANUP ELECTRICAL WIRING AS NEEDED, REPLUMB, REPOOF, AND NEW HVAC + WASH REPAIRS TO DRY WALL, SOFFIT, ETC. PARTIAL

<input type="checkbox"/> Reroof (excluding tile) <input checked="" type="checkbox"/> Tear-Off <input type="checkbox"/> Resheet <input checked="" type="checkbox"/> House <input checked="" type="checkbox"/> Garage # Stories: 1 # Squares: 15 Material: 30 YR COMP. <input type="checkbox"/> Siding <input type="checkbox"/> Wood <input type="checkbox"/> T-111 <input type="checkbox"/> Horiz <input type="checkbox"/> Vinyl <input type="checkbox"/> Stucco	<input checked="" type="checkbox"/> HVAC Installations (Residential Only) <input type="checkbox"/> Change-out <input checked="" type="checkbox"/> New <input type="checkbox"/> Heat Pump <input type="checkbox"/> Package <input checked="" type="checkbox"/> Split system <input type="checkbox"/> Roof mount <input type="checkbox"/> Cut-in <input type="checkbox"/> Heat pump or elect. unit to gas. <input type="checkbox"/> Wall furnace <input type="checkbox"/> Other (describe below) Value of duct work: \$ 4000 TOTAL Equipment: \$ Cut-in: \$	<input type="checkbox"/> Water Heater (Residential Only) <input type="checkbox"/> Electric <input type="checkbox"/> Gas <input type="checkbox"/> Change-out <input type="checkbox"/> Electric to Gas <input type="checkbox"/> Relocate <input type="checkbox"/> New <input type="checkbox"/> Dry Rot or Termit Damage Repair <input type="checkbox"/> Flooring/Joists <input type="checkbox"/> Mudsill/Snuds <input type="checkbox"/> Roof Structure <input type="checkbox"/> Exterior	<input checked="" type="checkbox"/> Minor Electric and/or Plumbing (Residential Only) # amps <input checked="" type="checkbox"/> New electrical circuits <input checked="" type="checkbox"/> Re-wire <input checked="" type="checkbox"/> Added <input type="checkbox"/> Water Service Replacement <input type="checkbox"/> Sewer Service Replacement <input type="checkbox"/> Gas Line Replacement <input checked="" type="checkbox"/> Re-plumb PARTIAL <input type="checkbox"/> Water <input type="checkbox"/> Waste	<input type="checkbox"/> Public Utilities Safety Inspection (Residential and single apartment units Only) <input type="checkbox"/> SMUD <input type="checkbox"/> PG&E * NOTE * Correction Notice items will require an additional building permit.	
Office Use Only:	Parcel #: 021-0124-012	Date Received:	Date Issued:	Processor's Initials:	Permit #:



**CITY OF SACRAMENTO
DEVELOPMENT SERVICES DEPARTMENT
BUILDING DIVISION**

North Permit Center
2101 Arena Blvd., Suite 200
Sacramento, CA 95834
Inspection: (916) 808-4677

OWNER BUILDER VERIFICATION

1. Check one below – I or my immediate family (parent, spouse, or child) will perform:

- A - all the work authorized by this permit.
- B - a portion of the work.
- C - none of the work.

If B or C is checked, complete 2 or 3 below.

2. A State licensed contractor (*) will be hired to do:

- all of the authorized work.
- a portion of the authorized work.

Name _____ Phone _____

Address _____

Type of Work _____

Name _____ Phone _____

Address _____

Type of Work _____

Name _____ Phone _____

Address _____

Type of Work _____

Name _____ Phone _____

Address _____

Type of Work _____

3. I will utilize unlicensed person(s) other than my immediate family to perform all or portions of the authorized work. A Certificate of Workers Compensation must be on file at this office.

I declare under penalty of perjury that the above is true and correct. I have read and understand the owner-builder information on the reverse side of this form.

Signed: Property Owner *[Signature]*

Date 7-13-05 Case No. N/A Permit No. 0510309

Job Address 4223 53RD ST.

Note: * Information regarding unknown contractors or change in subcontractors shall be submitted to the Building Inspection field office.



CITY OF SACRAMENTO
PLANNING & BUILDING DEPARTMENT
BUILDING DIVISION

www.cityofsacramento.org

Help Line: 1-916-264-5656 OR 1-866-EZ-PERMIT
 Inspection: 1-916-808-4677



Downtown Permit Center 1-916-264-6807
 1231 I Street, Suite 200, Sacramento, CA 95814

North Permit Center 1-916-808-2354
 2101 Arena Blvd., Suite 200, Sacramento, CA 95834

KITCHEN, BATHROOM, AND UTILITY ROOM REMODEL PERMITS

The following is the City of Sacramento questionnaire used for proposed single-family residential (R-3 occupancy type) kitchen, bathroom, and utility room remodel permits. The answers to these questions will determine if this remodel can be considered a "fast-track" (same day) over-the-counter permit or whether the City of Sacramento Building Division requires an additional review. Note that even with this form, floor plans of the remodeled areas, both before and after design and floor plan layouts will be required for any permit.

This form cannot be used if any one of the following is present: (1) this is an apartment or condominium building (R-1 occupancies); (2) if new or remodeled exterior walls are located less than 3 ft. from a property line; (3) if any separation wall between the garage and residence is altered; and (4) there shall be no new or repaired masonry fireplaces.

Further, if the intended scope of work changes during the course of construction to include any of these items or additional items not mentioned in this questionnaire (e.g.; bedroom remodel, living room remodel, etc.); revisions to this permit or entirely new permits must be obtained, with all applicable subsequent fees and fines to be paid accordingly. When in question, scope of work changes that constitute additional permit information will be determined by the City of Sacramento inspection staff.

PROJECT ADDRESS: 4223 53RD ST. DATE: 7-13-05

I have read and will comply with the items in this document and as marked on the plans.

[Signature] SIGNATURE OF Owner Authorized Agent Contractor Architect/Engineer 7/13/05 DATE

Type of Project (check if applicable):

- 1. Kitchen Remodel.
- 2. Bathroom Remodel (total number of bathrooms 1)
- 3. Utility Room Remodel.

1. Will there be an addition to the square footage of the home with this construction?

YES NO

If NO, continue on to question #2. If yes, plans must be reviewed by the City of Sacramento Plans Examiner.

2. Will there be any changes to the width, height or location of existing windows with this proposed construction (other than same size window replacement)?

YES NO

If NO, continue on to question #3. If yes, plans must be reviewed by the City of Sacramento Plans Examiner.

3. If interior walls are removed or relocated, are any of these bearing walls (e.g. a wall which supports more than 100 pounds per lineal foot of superimposed load or, roof strut to top plate loads) 2001 CBC 224.1

YES

NO

If NO, continue on to question #4. If yes, plans must be reviewed by the City of Sacramento Plans Examiner.

4. Are there any new skylights being added affecting existing roof framing members?

YES

NO

If NO, continue on to question #5. If yes, plans must be provided for new-framed opening for the skylights, and if more than one rafter and/or ceiling joist is being cut, a framing plan must be provided. If roof trusses are being cut, structural calculations must be provided to repair the remaining truss ends.

5. Are the electrical appliances and/or fixtures being replaced, relocated and/or removed with this proposed construction?

YES

NO

If YES, indicate below (and on the plans) which items are new, moved or eliminated with this remodel.

Note: if more than one of the items has been relocated in each remodeled room, an existing partial floor plan will be required for this permit. Specify total number of each item affected with this permit under each category:

Item	New	Moved	Eliminated
A. Stove/cook-top/oven	_____	_____	_____
B. Microwave oven	_____	_____	_____
C. Refrigerator	_____	_____	_____
D. Dishwasher	_____	_____	_____
E. Trash compactor	_____	_____	_____
F. Sink(s)	_____	_____	_____
G. Toilet(s)	_____	_____	_____
H. Shower(s)	_____	_____	_____
I. Bathtub(s)	_____	_____	_____
J. Washer/Dryer	_____	_____	_____

This document, when attached to the submitted floor plans, become part of those plans and must remain attached thereto. The approval of this document, plans and/or specifications attached shall not permit nor be considered as an approval to violate the local City of Sacramento ordinances or the State of California Building Code and associated law and, those code requirements specified herein do not limit the full scope of code requirements for this project.

(Note: All Agents acting in behalf of Owner must show proof of authorization.)

PLAN APPROVAL NOTES

GENERAL ITEMS

1. The 2001 CBC, CMC, CPC, and 2001 CEC, 2001 California Building Code series as amended by State of California and the City of Sacramento are applicable to this project.
2. *This remodel shall require that battery-type smoke detectors be confirmed as existing (or added as new) at all rooms used for sleeping, hallways leading to bedrooms, at the top of stairs and at least one detector at each floor level per CBC 310.9.1. Note that the City of Sacramento "smoke detector form (attached) must be completed and returned to the building inspector at the final inspection.
3. If this remodel requires the patching or in-fill of exterior walls, the following shall be provided as needed:
 - A. Wood siding shall have a method of providing a weather-resistive barrier (e.g., over building paper, etc.) per CBC 1402.1.
 - B. New masonry veneer shall be either (1) anchored, with 22 ga. Galvanized sheet metal anchor ties (with a lip or hook on extended leg engaging No. 9 ga. Continuous wire joint reinforcement) spaced @ 24" o.c. maximum horizontal and 24" o.c. maximum vertical; or (2) adhered with an approved adhesive material. CBC: 1403.5 (adhered) and 1403.6 (anchored).
 - C. Stucco shall be a minimum 3-coat, 7/8" minimum thick exterior stucco application (over two layers of grade D paper where stucco occurs over plywood/solid sheathing) with a 26 ga. Galvanized weep screed at the foundation plate line at least 4" above grade (or 2" above concrete or paving) per CBC 2506 and 2508, or an approved/listed one-coat system.
4. New skylights shall be ICBO approved (or other listed approval) per CBC 2603.1.2. Note that new skylights shall not be located within 3 ft. of a property line per CBC.
5. New electrical panels (or sub-panels) shall not be located in the vicinity of easily ignitable materials such as clothes closets per CEC 240-24d. Ufer or supplemental Ground rod & associated bonds to be verified, 250-50. Further, existing panels (or sub-panels) that an additional circuit is added as a result of this remodel shall not be located in the vicinity of easily ignitable materials.

FOR BATHROOM REMODELS

6. All new tub/shower walls shall have a smooth, hard, nonabsorbent surface (e.g., ceramic tile) over a moisture resistant underlayment (e.g., w.r. gyp) to a height of 70 inches above the drain inlet per CBC 807.1.3; CPC 412.7.
7. All new or relocated water closets shall be a maximum 1.6 gallons per flush and have a minimum 30" wide clear space, extending at least 24" in front of the water closet per the California Health & Safety code and CBC 2904; CPC 402.2.3.
8. Pivot type bathtub and shower doors shall swing outwards and windows at adjacent wall openings within 60" above a standing surface and drain inlet shall be fully tempered laminated safety glass or approved plastic per CBC 2406.3 & 2406.4. Also, safety glazing at hazardous locations (within 24" of the arc of a doorframe) shall be provided per CBC 2406.4.
9. If changing out the shower or tub/shower valve, a pressure balance or thermostatic mixing type valve shall be installed per CPC 420. Further, the shower compartments, regardless of shape, shall have a minimum interior floor area of 1,024 sq. inches, and also be capable of encompassing a 30" diameter circle per CPC 412.7.10. Light fixtures in tub or shower enclosures shall be labeled "suitable for damp locations" per CEC 410-4(a). No hanging fixtures.
11. If a window to the exterior is not provided for the bathroom, a mechanical ventilation system capable of providing five air changes per hour shall be provided per CBC 1203.3.
12. Appliance branch circuits shall be on 2 dedicated 20-amp circuits, Countertop GFCI. Per CEC 210-52b. New Range stove cook tops require a 3-wire with ground circuit and a 4-prong outlet. Associated nook/dining rooms require a dedicated 20-amp ckt.

FOR KITCHEN AND BATHROOM REMODELS

13. If new or relocated receptacle outlets are part of this proposed construction, the following shall be provided for all receptacle outlets (including existing outlets not intended to be affected by this project):
- A. Kitchen and dining area counter spaces wider than 12 inches shall have outlets located so that no point along the counter is over 24" from a receptacle outlet, not more than 18" above counter, never face up on counter top, per CEC 210-52(c).
 - B. Receptacle outlets along countertop of a sink or basin shall be GFCI protected per CEC 210-8(a) 5 and 210-52(d). Bathroom sink top GFCI 12 awg- 20 amp outlets, may provide power to a single ceiling moisture fan and may supply lighting only to the one bathroom and, the 20 amp circuit for the sink top must be dedicated and not shared with any other outlets or rooms. CEC210-11. (c)(3).
14. If any lights in the kitchen or bathroom are new or relocated the entire room shall be required to have 40 lumens fluorescent lighting added to the kitchen/bathroom per Title 24 energy requirements, primary switch at entrance, mandatory measures per the California Energy Code Section 150(k) 1 and 2.

UTILITY ROOM REMODELS

15. Provide a smooth metal duct (non-plastic flex type) for dryer exhaust extending to outside with back draft damper, with a limit of 14 ft. and no more than two 90° elbows, provide 1 00 sq inches @ a closet compartment for ventilation of gas appliance, per CIVIC 504.3 and 908. New dryer circuits require 3-wire with ground, 4-prong outlet CEC 250.138. New laundry circuits require a single dedicated 20 amp circuit CEC 21 0.1 1,C- (2).

ADDITIONAL CODE REQUIREMENTS

16. New or remodeled fireplaces shall be prefabricated and shall be ICBO-UL approved (or other approved listing) per CBC 3102.5.1.
17. All new exterior hose bibs shall have non-removable backflow prevention devices.
18. New glass block wall construction shall be installed with: (1) lateral support and anchorage to a surrounding framing capable of transferring a minimum design force of 200 plf, (2) with continuous panel anchors @ maximum 16" o.c. or by channels, etc.; (3) block openings shall have expansion joints across top and both sides, free of mortar and filled with resilient material of a minimum 3/8" (or whatever is necessary to accommodate supporting member displacements); and (4) openings shall be limited to a 250 sq. ft. opening and 25 ft maximum length in any dimension. CBC 21 1 0.
19. If the remodel construction is within or creates an enclosed usable space below a stairway, 5/8" type X gyp. board shall be provided at all walls and soffits of the enclosed usable space under the stairs per C13C 1003.3.3.9.
20. Although residential bathrooms are exempt from natural light and ventilation requirements, this proposed addition shall not reduce the required natural light and ventilation to rooms adjacent to the remodeled areas. Thus, adjacent habitable rooms shall continue to have a natural light source (window, skylight with an area of not less than 1/10 of the floor area) and natural ventilation (with an area of not less than 1/20 of the floor area) per CBC 1203.1, 2, and 1203.3.
21. New attic spaces greater than 30" in clear height shall have a 22"x 30' minimum attic access and maintain a minimum attic ventilation per CBC 1505.3.
22. All remodeled kitchens and bathrooms shall have a minimum ceiling height of 7 ft. per CBC 310.6.1.
23. If this remodel requires the installation of a new (or relocation of an existing) water heater. The following items shall be provided:
- (1) Seismic anchorage of water heater to include anchors or straps at points within the upper and lower one-third of its vertical dimension, the lower anchor/strap is to maintain a minimum distance of 4" above the controls per CPC 510.5;
 - (2) Water heaters (generating a glow, spark, or flame capable of igniting flammable vapors) shall be installed 18" above garage floor per CFC 510. 1;
 - (3) A method and source of combustion air for gas burning appliances per CMC 703 and 707;
 - (4) A pressure relief valve with drain to outside at water heaters per CPC 608.3; 5, and
 - (5) A 24" minimum wide door to the water heater compartment per CPC 51 1. Note that these are code minimums, but final location of the water heater may require additional code requirements not listed, or additional plan submittals and, subject to field approval.

SMOKE DETECTORS (2001 CBC 310.9 Requirements)

1. General. Dwelling units, congregate residences and hotel or lodging houseguest rooms that are used for sleeping purposes shall be provided with smoke detectors. Detectors shall be installed in accordance with the approved manufacturer's instructions.
2. Additions, alterations or repairs to Group R Occupancies. When the valuation of an addition, alteration or repair to Group R Occupancy exceeds \$1,000 and a permit is required, or when one or more sleeping rooms are added or created in existing R Occupancies, smoke detectors shall be installed in accordance with Section 310.9.1.2, CBC.
3. Power source. In new construction, required smoke detectors shall receive their primary power from the building wiring when such wiring is served from a commercial source and shall be equipped with a battery backup. The detector shall emit a signal when the batteries are low. Wiring shall be permanent and without a disconnecting switch other than those required- for over current protection. Smoke detectors may be solely battery operated when installed in existing buildings or in buildings without commercial power, or in buildings, which undergo alterations, repairs, or additions regulated by Subsection 2 of this section.
4. Location within dwelling units. In dwelling units, a detector shall be installed in each sleeping room and at a point centrally located in the corridor or area giving access to each separate sleeping area. When the dwelling unit has more than one story and in dwellings with basements, a detector shall be installed on each story and in the basement. In dwelling units where a story or basement is split into two or more levels, the smoke detector shall be installed on the upper level, except that when the lower level contains a sleeping area, a detector shall be installed on each level. When sleeping rooms are on an upper level, the detector shall be placed on the ceiling of the upper level in close proximity to the stairway. In dwelling units where the ceiling height of a room open to the hallway serving the bedrooms exceeds that of the hallway by 24" or more, smoke detectors shall be installed in the hallway and in the adjacent room. Detectors shall sound an alarm audible in all sleeping areas of the dwelling unit.

SMOKE DETECTOR DECLARATION

1. SAMUEL CUNNINGHAM HARRIS, declare under penalty of perjury that the following is true:
That Permit No. 0510309 Has been secured for an addition, alteration, or repair to the residence located in the City of Sacramento, at 4223 53RD
2. That I have complied with the smoke detector requirement of Section 310.9.1 of the Uniform Building Code, noted above and made a part hereof, that a total of _____ smoke detectors are installed in all sleeping rooms and a total of _____ in corridors for area giving access to sleeping area. One at each story level other than hallways or bedrooms.
Completed this _____ day of _____, 200 _____, in the City of Sacramento.

Signature of Property Owner

Remodel Permit No. 0510309

Job Address: 4223 53rd Street, Sacramento, CA 95820

Parcel No. 021-0124-012

Job Description/Scope of Work:

These plans are for new roof framing. Old roof was 2 x 4 construction with rafters @ 32" o.c. and was not capable of being reused. As part of reroof we began to add 2x6's between existing 2x4 rafters and ended up reframing entire section of roof. These plans represent the as built framing drawings for the section of the roof that was reframed.

CITY COPY



This set of plans and specifications must be kept on the job at all times and it is unlawful to make any changes or alterations from the same without written permission from the Building Inspection Division. The approval of this plan and specification SHALL NOT be held to permit or approve the violation of any City Ordinance or State Law.

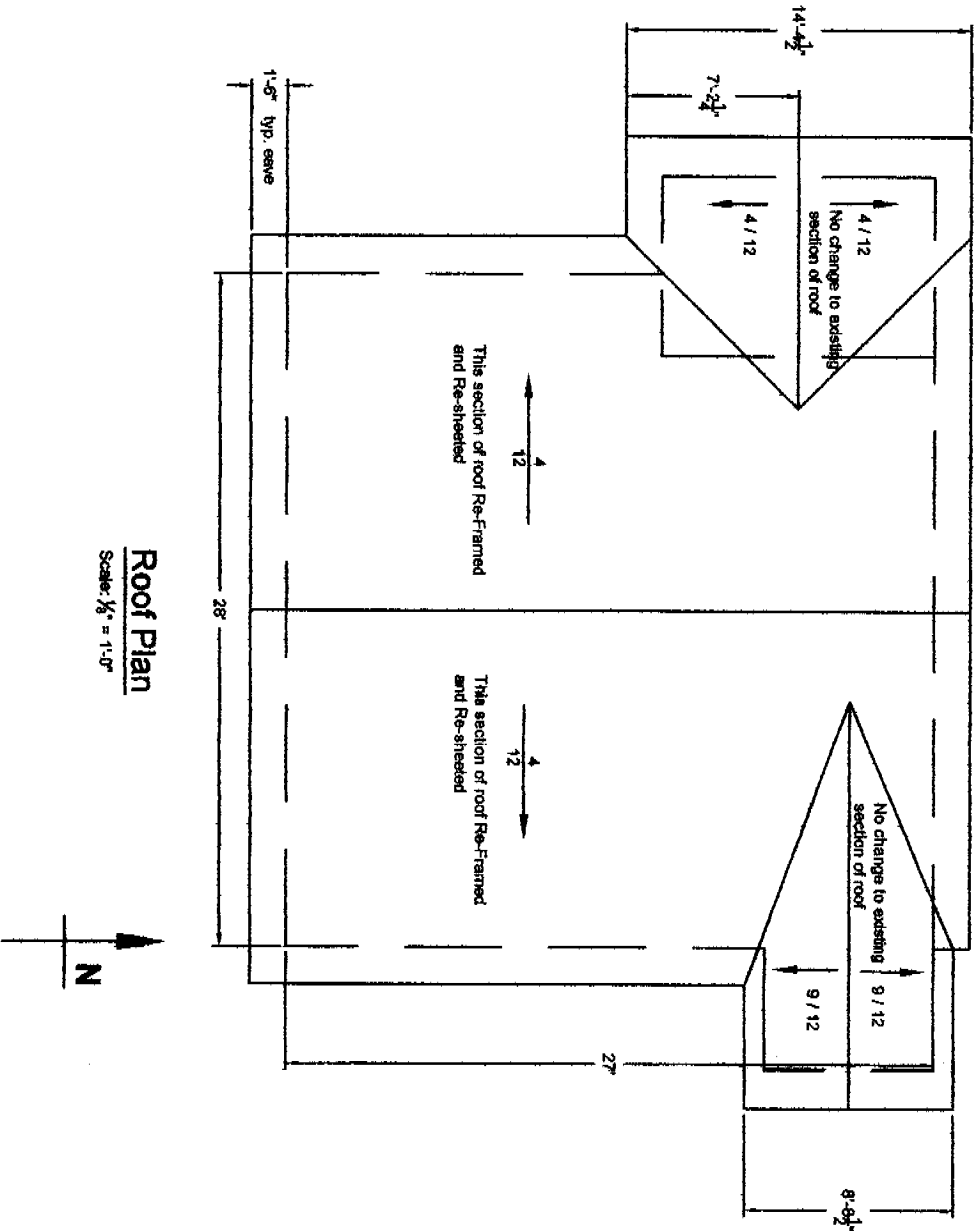
[Handwritten Signature]
11/16/05

COVERSHEET - NEW ROOF FRAMING PLAN
scale: none

4223 53rd Street
Sacramento, CA 95820

Drawn By: Sam Cunningham, Date: November 15, 2005, Page 1 of 6

0518212 REV TO 0510309



Roof Plan
Scale: $\frac{1}{8}'' = 1'-0''$



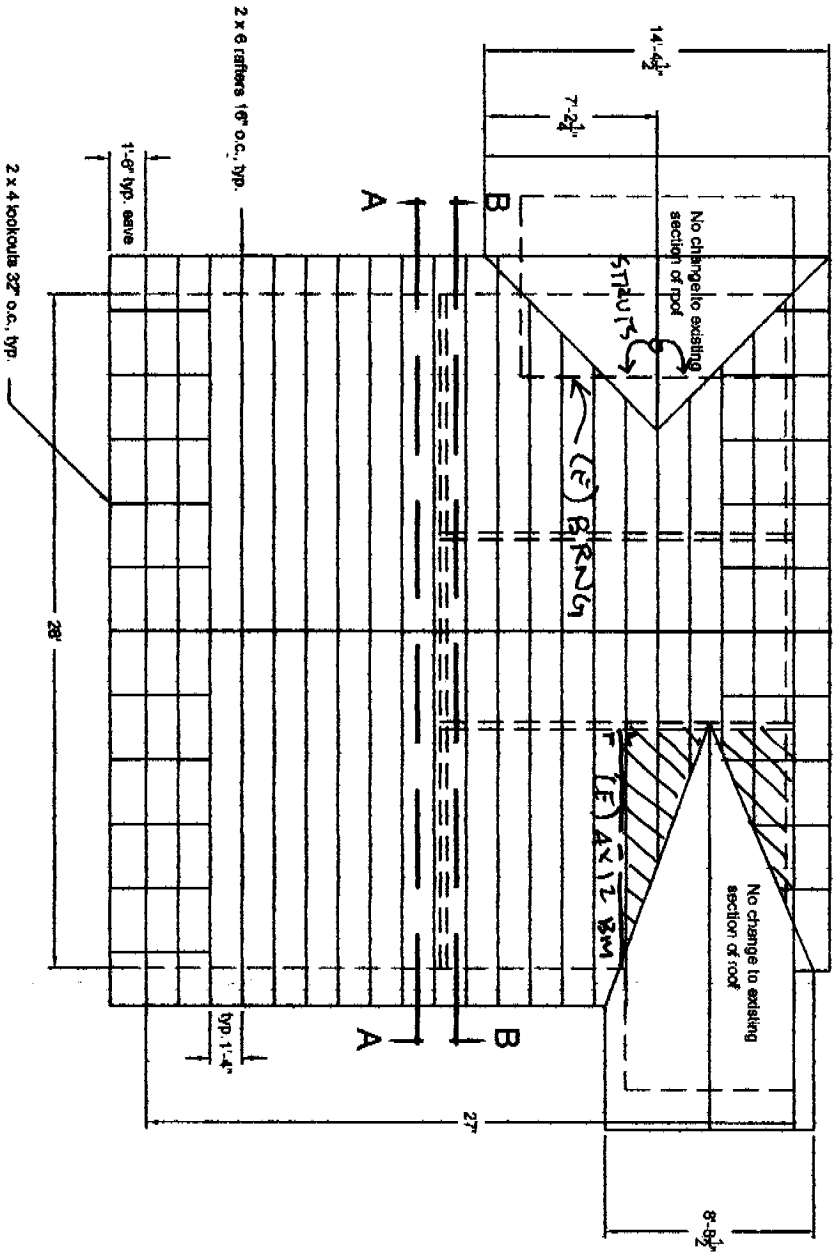
This set of plans and specifications must be held on the job at all times and it is unlawful to make any changes or alterations from the same without written permission from the Building Inspection Division. The approval of this plan and specification SHALL NOT be held in permit or State Law. violation of any City Ordinance or State Law.

ROOF PLAN

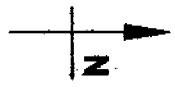
scale: $\frac{1}{8}'' = 1'-0''$

4223 53rd Street
Sacramento, CA 95820

Drawn By: Sam Cunningham, Date: November 15, 2005, Page 2 of 6



Roof Framing Plan
Scale: 1/8" = 1'-0"



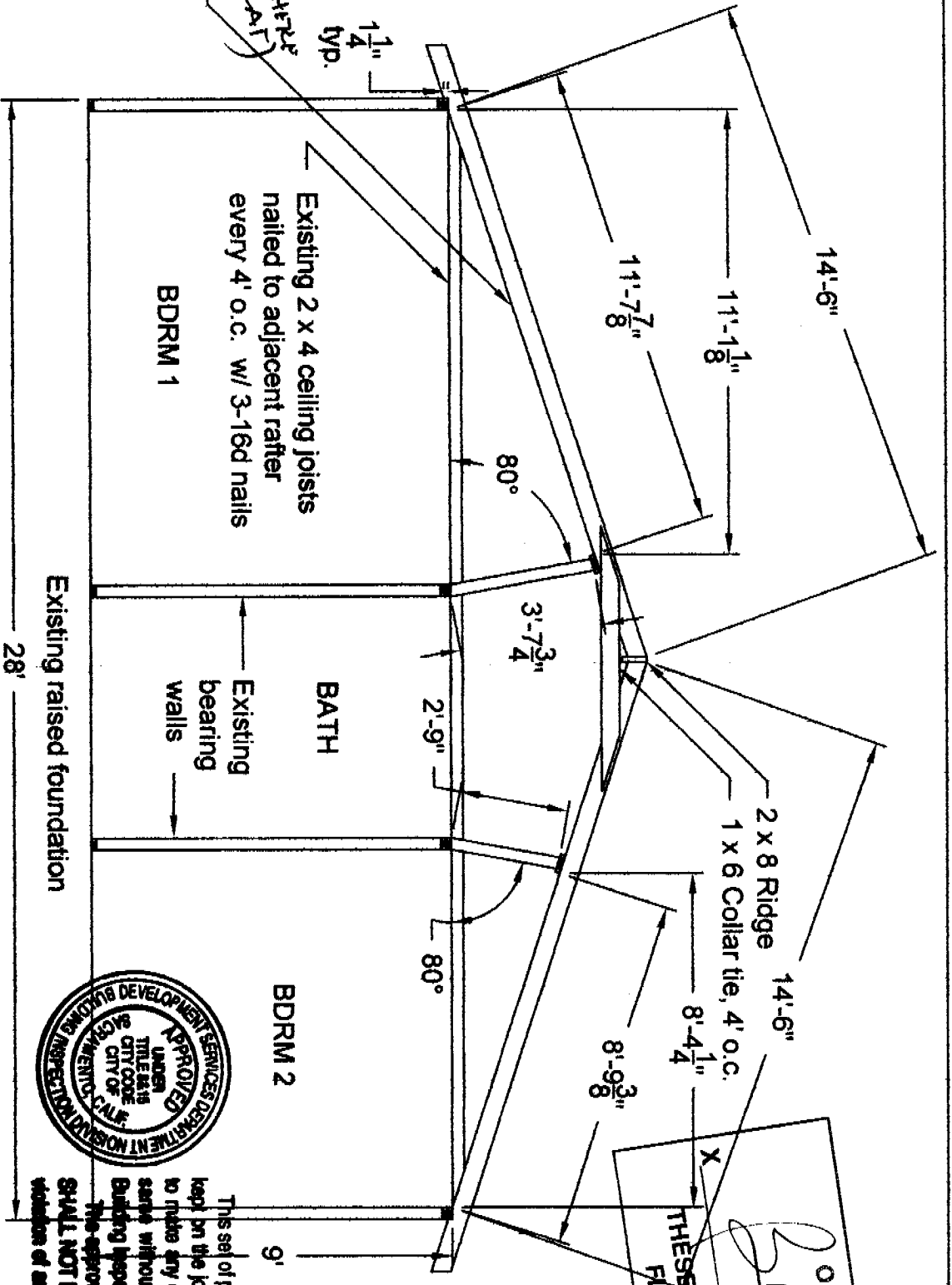
O.I.C. REVIEW
[Signature]
 THESE PLANS SUBJECT TO
 FIELD APPROVALS



The set of plans and specifications must be kept on the job at all times and it is unlawful to make any changes or alterations from the same without written permission from the Building Inspection Division. The approval of this plan and specification SHALL NOT be held to permit or approve the violation of any City Ordinance or State Law.

ROOF FRAMING PLAN
 scale: 1/8" = 1'-0"
 4223 53rd Street
 Sacramento, CA 95820
 Drawn By: Sam Cunningham, Date: November 15, 2005, Page 3 of 6

New 2 x 6 rafters @ 16" o.c.,
 New 2 x 6 purlins w/ 2 x 4 @ 16" o.c.
 struts 4' o.c. or closer (2 @ HERE
 WALLS)
 connected to existing bearing
 walls.



- Notes:**
1. Roof Sheeting: 15/32 Radiant Barrier OSB
 2. New Roof: 40yr Asphalt Shingles

Section AA
 Scale: 1/4" = 1'-0"

SECTION AA
 scale: 1/4" = 1'-0"

4223 53rd Street
 Sacramento, CA 95820

Drawn By: Sam Cunningham, Date: November 15, 2005, Page 4 of 6

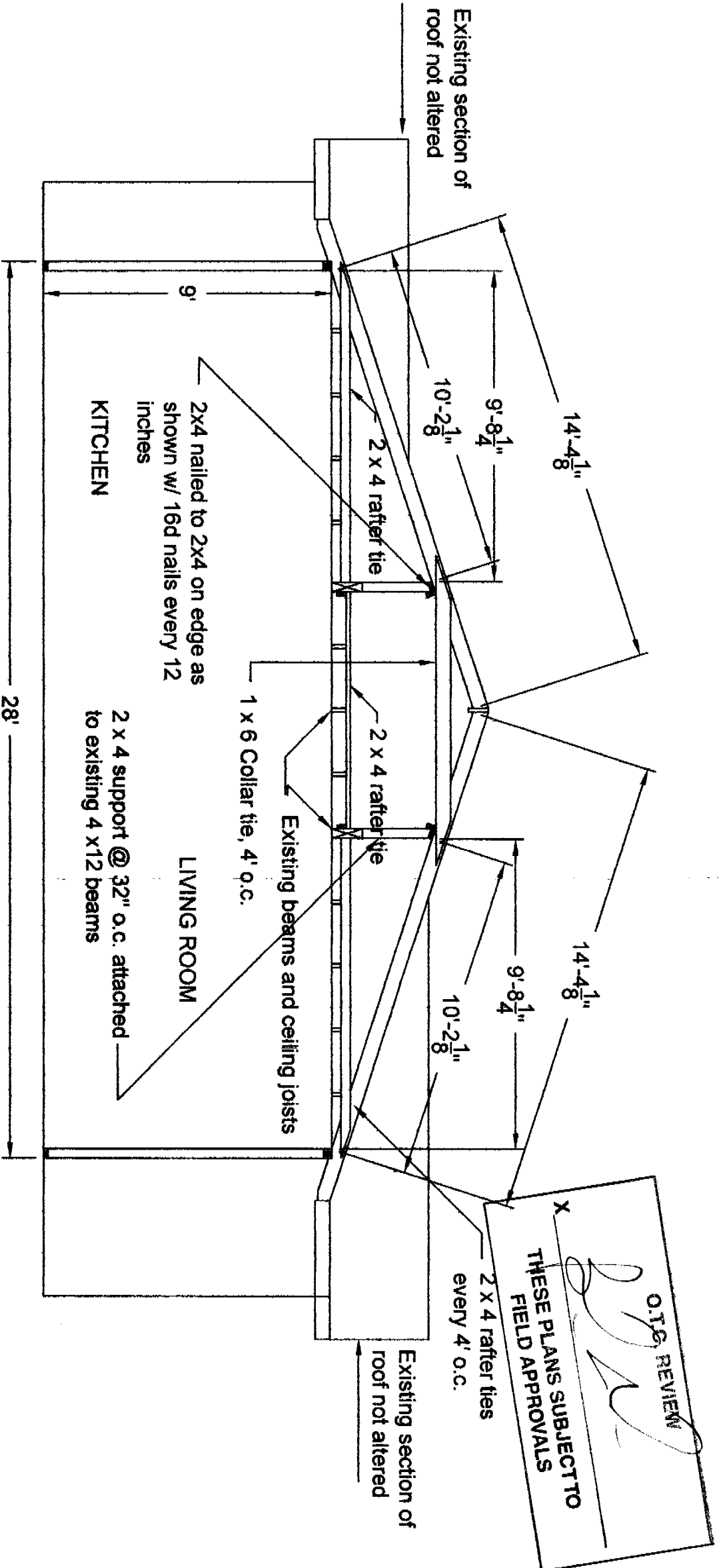


This set of plans and specifications must be kept on the job at all times and it is unlawful to make any changes or alterations from the same without written permission from the Building Inspection Division.
 The approval of this plan and specification SHALL NOT be held to permit or approve the violation of any City Ordinance or State Law.

O.I.C. REVIEW
[Signature]
 THESE PLANS SUBJECT TO
 FIELD APPROVALS



This set of plans and specifications must be kept on the job at all times and it is unlawful to make any changes or alterations from the same without written permission from the Building Inspection Division.
 The approval of this plan and specification SHALL NOT be held to permit or approve the violation of any City Ordinance or State Law.



Section BB

Scale: 1/4" = 1'-0"

O.T.G. REVIEW
 THESE PLANS SUBJECT TO
 FIELD APPROVALS

SECTION BB
scale: 1/4" = 1'-0"
4223 53rd Street Sacramento, CA 95820
Drawn By: Sam Cunningham, Date: November 15, 2005, Page 5 of 6

NAILING SCHEDULE

CONNECTION

1. Joist to sill or girder, toenail
2. bridging to joist, toenail each end
3. 1" x 6" subfloor or less to each joist, face nail
4. wider than 1" x 6" subfloor to each joist, face nail
5. 2" subfloor to joist or girder, blind and face nail
6. sole plate to joist or blocking, typical face nail
7. sole plate to joist or blocking, at brace wall panels
8. top plate to stud, end nail
9. stud to sole plate
10. double studs, face nail
11. doubled top plates, typical face nail
12. double top plate, lap splice
13. blocking between joist or rafters to top plate, toenail
14. rim joist to top plate, toenail
15. top plates, laps and intersections, face nail
16. continuous header, two pieces
17. ceiling joist to plate, toenail
18. continuous header to stud, toenail
19. ceiling joists, laps over partitions, face nail
20. ceiling joists to parallel rafters, face nail
21. rafter to plate, toenail
22. 1" brace to each stud and plate, facenail
23. 1" x 8" sheathing or less to each bearing, face nail
24. wider than 1" x 8" sheathing to each bearing, face nail
25. built-up girder and beams
26. built-up girder and beams staggered
27. 2" planks
28. wood structural panels and particleboard: subfloor and wall sheathing (to framing):
 - 1/2" and less 6d
 - 1/2" and less 8d or 6d
 - 5/8" - 3/4" 8d
 - 7/8" - 1" 10d or 8d
 - 1 1/8" - 1 1/4" 6d
 - 3/4" - 1" 8d
 - 1 1/8" - 1 1/4" 10d or 8d
29. panel siding (to framing)
 - 1/2" or less 4d
 - 5/8" 6d

NAILING

- 3-8d
- 2-8d
- 2-8d
- 3-8d
- 2-16d
- 16d at 16" o.c.
- 3-16d per 16"
- 2-16d
- 4-8d, toenail or 2-16d, end nail
- 16d at 24" o.c.
- 16d at 16" o.c.
- 8-16d
- 3-8d
- 8d at 6" o.c.
- 2-16d
- 16d at 16" o.c.
- 3-8d
- 4-8d
- 3-16d
- 3-8d
- 2-8d
- 2-8d
- 3-8d
- 16d at 24" o.c.
- 20d at 32" o.c. at top and bottom
- 2-20d at ends and at each splice
- 2-16d at each bearing



This set of plans and specifications must be kept on the job at all times and it is unlawful to make any changes or alterations from the same without written permission from the Building Inspection Division.
 The approval of this plan and specification SHALL NOT be held to permit or approve the violation of any City Ordinance or State Law.

NAILING SCHEDULE
 scale: none

4223 53rd Street
 Sacramento, CA 95820

Drawn By: Sam Cunningham, Date: November 15, 2005, Page 6 of 6